


# + GRS

## 2-WAY HIGH PRESSURE BALL VALVES




GRS

### CARBON STEEL

- Type: ball valve GR 2 way 
- Body: round
- Material: 1,0570/1,0570 (STEM IN 1,4542)
- Ball seats: from DN13 up to DN125
- O-Rings: NBR, FKM, EPDM, MVQ
- Operating pressure: S3000 (210 bar)  
S6000 (420 bar) depending on valve size and seal materials selected
- Temp range: -20°C to +100°C depending on seal material selected

GR	S3	DN50	2	2	M	2	A	B
Type and way of valve GR 2-way	Valves dimension of pressure (psi) S3 S6	Nominal dimension	Body material	Adapter material	Stem material	Ball material	Ball seat material	Adapter and stem seal material
	S3000 S6000	DN13 DN20 DN25 DN32 DN40 DN50 DN65 DN80 DN100 DN125	2 1,0570	2 1,0570	M 1,4542	2 1,0570	A POM D PEEK G PA612 K GEMPTFE C PTFE	B NBR E FKM F EPDM L MVQ

### STAINLESS STEEL

- Type: ball valve GR 2 way 
- Body: round
- Material: 1,4404/1,4404 (FOR STEM 1,4542)
- Ball seats: from DN13 up to DN125
- O-Rings: NBR, FKM, EPDM, MVQ
- Operating pressure: S3000 (210 bar)  
S6000 (420 bar) depending on valve size and seal materials selected
- Temp range: -30°C to +100°C different temperatures on request

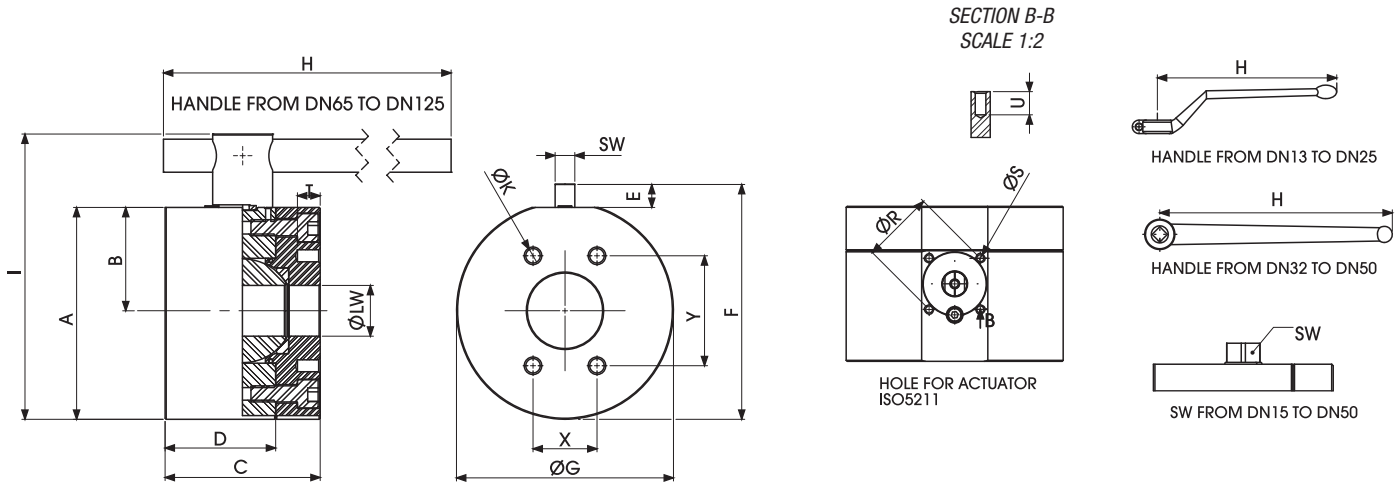
GR	S3	DN50	4	4	M	4	A	B
Type and way of valve GR 2-way	Valves dimension of pressure (psi) S3 S6	Nominal dimension	Body material	Adapter material	Stem material	Ball material	Ball seat material	Adapter and stem seal material
	S3000 S6000	DN13 DN20 DN25 DN32 DN40 DN50 DN65 DN80 DN100 DN125	4 1,4404	4 1,4404	M 1,4542	4 1,4404	A POM D PEEK G PA612 K GEMPTFE C PTFE	B NBR E FKM F EPDM L MVQ





# 2-WAY HIGH PRESSURE BALL VALVES

Specialist in Ball Valves



## GRS SAE J518 S3000

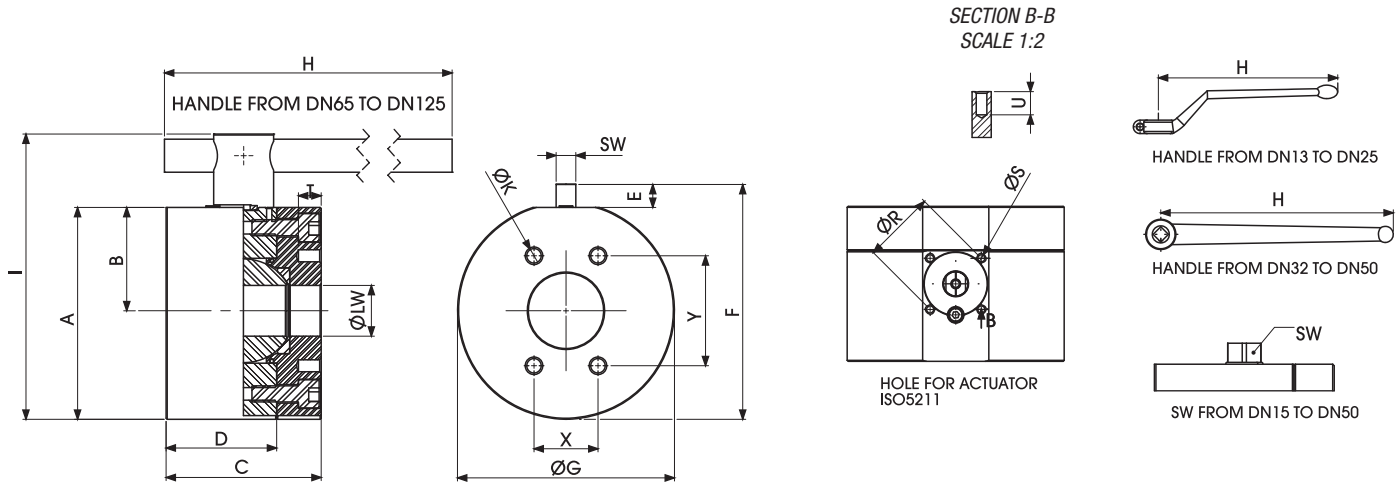
Standard

TYPE	PN	DN	A	B	C	D	E	F	ØG	H	I	Y	X	ØK	ØR	ØS	ISO5211	T	U	SW	ØLW	KG	CARBON STEEL	STAINLESS STEEL
																							ITEM CODE	ITEM CODE
GRS3	21 MPa	13	67	28	75	58	11	78,3	78	110	78,5	38,1	17,48	M8	36	M5	F03	18	10	9	13	2,405	GR2FT3F022A000	GR2FT3F044A000
GRS3	21 MPa	20	85,5	36,5	80	60	14	100	103	180	103	47,6	22,2	M10	50	M6	F05	18	10	14	20	3,902	GR2FT4F022A000	GR2FT4F044A000
GRS3	21 MPa	25	98,5	39,5	88	69	14	113	118	180	146	52,4	26,2	M10	50	M6	F05	19	10	14	25	6,317	GR2FT5F022A000	GR2FT5F044A000
GRS3	21 MPa	32	143,5	70,9	100	73	14	162	145	300	171	58,7	30,2	M10	50	M6	F05	20	10	17	32	12,228	GR2FT6F022A000	GR2FT6F044A000
GRS3	21 MPa	40	160	78	110	80	14	178,5	165	300	187,5	69,8	35,7	M12	50	M6	F05	20	10	17	38	16,867	GR2FT7F022A000	GR2FT7F044A000
GRS3	21 MPa	50	192	93	116	90	14	205,5	196	300	214,5	77,8	42,9	M12	70	M8	F07	20	10	17	48	25,606	GR2FT8F022A000	GR2FT8F044A000
GRS3	21 MPa	65	198	93	150	107	20,5	212	203	600	260	88,9	50,8	M12	70	M8	F07	20	13	19	63	32,717	GR2FT9F022A000	GR2FT9F044A000
GRS3	21 MPa	80	205	100	150	107	22	227,5	210	600	279	106,4	61,9	M16	70	M8	F07	24	13	19	73	36,413	GR2FTA022A000	GR2FTA044A000
GRS3	21 MPa	100	251	122	170	132	27	278	258	600	325	130,2	77,9	M16	102	M10	F10	24	13	24	95	61,273	GR2FTB022A000	GR2FTB044A000
GRS3	21 MPa	125	288	140	210	160	35	322	310	600	372,5	152,4	92,1	M16	125	M12	F12	30	17	36	115	98,048	GR2FTCF022A000	GR2FTCF044A000

## GRS SAE J518 S3000 UNC

Standard

TYPE	PN	DN	A	B	C	D	E	F	ØG	H	I	Y	X	ØK	ØR	ØS	ISO5211	T	U	SW	ØLW	KG	CARBON STEEL	STAINLESS STEEL
																							ITEM CODE	ITEM CODE
GRS3	21 MPa	13	67	28	75	58	11	78,3	78	110	78,5	38,1	17,48	5/16 UNC	36	M5	F03	18	10	9	13	2,405	GR2FUT3F022A000	GR2FUT3F044A000
GRS3	21 MPa	20	85,5	36,5	80	60	14	100	103	180	103	47,6	22,2	3/8 UNC	50	M6	F05	18	10	14	20	3,902	GR2FUT4F022A000	GR2FUT4F044A000
GRS3	21 MPa	25	98,5	39,5	88	69	14	113	118	180	146	52,4	26,2	3/8 UNC	50	M6	F05	19	10	14	25	6,317	GR2FUT5F022A000	GR2FUT5F044A000
GRS3	21 MPa	32	143,5	70,9	100	73	14	162	145	300	171	58,7	30,2	7/16 UNC	50	M6	F05	20	10	17	32	12,228	GR2FUT6F022A000	GR2FUT6F044A000
GRS3	21 MPa	40	160	78	110	80	14	178,5	165	300	187,5	69,8	35,7	1/2 UNC	50	M6	F05	20	10	17	38	16,867	GR2FUT7F022A000	GR2FUT7F044A000
GRS3	21 MPa	50	192	93	116	90	14	205,5	196	300	214,5	77,8	42,9	1/2 UNC	70	M8	F07	20	10	17	48	25,606	GR2FUT8F022A000	GR2FUT8F044A000
GRS3	21 MPa	65	198	93	150	107	20,5	212	203	600	260	88,9	50,8	1/2 UNC	70	M8	F07	20	13	19	63	32,717	GR2FUT9F022A000	GR2FUT9F044A000
GRS3	21 MPa	80	205	100	150	107	22	227,5	210	600	279	106,4	61,9	5/8 UNC	70	M8	F07	24	13	19	73	36,413	GR2FUTA022A000	GR2FUTA044A000
GRS3	21 MPa	100	251	122	170	132	27	278	258	600	325	130,2	77,9	5/8 UNC	102	M10	F10	24	13	24	95	61,273	GR2FUTB022A000	GR2FUTB044A000
GRS3	21 MPa	125	288	140	210	160	35	322	310	600	372,5	152,4	92,1	5/8 UNC	125	M12	F12	30	17	36	115	98,048	GR2FUTC022A000	GR2FUTC044A000



### GRS SAE J518 S6000

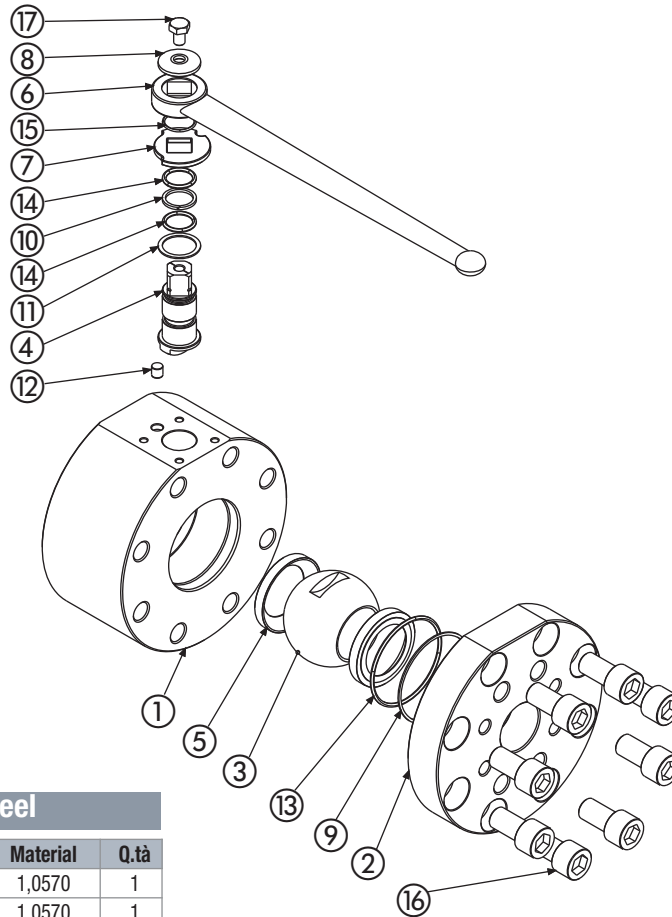
Standard

TYPE	PN	DN	A	B	C	D	E	F	ØG	H	I	Y	X	ØK	ØR	ØS	ISO5211	T	U	SW	ØLW	KG	CARBON STEEL	STAINLESS STEEL
																							ITEM CODE	ITEM CODE
GRS6	42 MPa	13	67	28	75	58	11	78,3	78	110	78,5	40,49	18,24	M8	36	M5	F03	18	10	9	13	2,405	GR2FFT3G022A000	GR2FFT3G044A000
GRS6	42 MPa	20	85,5	36,5	80	60	14	100	103	180	103	50,8	23,8	M10	50	M6	F05	18	10	14	20	3,902	GR2FFT4G022A000	GR2FFT4G044A000
GRS6	42 MPa	25	98,5	39,5	88	69	14	113	118	180	146	57,2	27,8	M12	50	M6	F05	19	10	14	25	6,317	GR2FFT5G022A000	GR2FFT5G044A000
GRS6	42 MPa	32	143,5	70,9	100	73	14	162	145	300	171	66,7	31,8	M12	50	M6	F05	22	10	17	32	12,228	GR2FFT6G022A000	GR2FFT6G044A000
GRS6	42 MPa	40	160	78	110	80	14	178,5	165	300	187,5	79,4	36,5	M16	50	M6	F05	22	10	17	38	16,867	GR2FFT7G022A000	GR2FFT7G044A000
GRS6	42 MPa	50	192	93	116	90	14	205,5	196	300	214,5	96,8	44,5	M20	70	M8	F07	28	10	17	48	25,606	GR2FFT8G022A000	GR2FFT8G044A000

### GRS SAE J518 S6000 UNC

Standard

TYPE	PN	DN	A	B	C	D	E	F	ØG	H	I	Y	X	ØK	ØR	ØS	ISO5211	T	U	SW	ØLW	KG	CARBON STEEL	STAINLESS STEEL
																							ITEM CODE	ITEM CODE
GRS6	42 MPa	13	67	28	75	58	11	78,3	78	110	78,5	40,49	18,24	5/16 UNC	36	M5	F03	18	10	9	13	2,405	GR2FUT3G022A000	GR2FUT3G044A000
GRS6	42 MPa	20	85,5	36,5	80	60	14	100	103	180	103	50,8	23,8	3/8 UNC	50	M6	F05	18	10	14	20	3,902	GR2FUT4G022A000	GR2FUT4G044A000
GRS6	42 MPa	25	98,5	39,5	88	69	14	113	118	180	146	57,2	27,8	7/16 UNC	50	M6	F05	19	10	14	25	6,317	GR2FUT5G022A000	GR2FUT5G044A000
GRS6	42 MPa	32	143,5	70,9	100	73	14	162	145	300	171	66,7	31,8	1/2 UNC	50	M6	F05	22	10	17	32	12,228	GR2FUT6G022A000	GR2FUT6G044A000
GRS6	42 MPa	40	160	78	110	80	14	178,5	165	300	187,5	79,4	36,5	5/8 UNC	50	M6	F05	22	10	17	38	16,867	GR2FUT7G022A000	GR2FUT7G044A000
GRS6	42 MPa	50	192	93	116	90	14	205,5	196	300	214,5	96,8	44,5	3/4 UNC	70	M8	F07	28	10	17	48	25,606	GR2FUT8G022A000	GR2FUT8G044A000



### Carbon steel

Pos	Description	Material	Q.tà
1	Body	1,0570	1
2	Flange	1,0570	1
3	Ball	1,0570	1
4	Stem	1,4542	1
5	Seat	POM	2
6	Handle	1,0116	1
7	Washer	1,0116	1
8	Washer	1,0116	1
9	Flange Back-Up	PTFE	1
10	Stem Back-Up	PTFE	1
11	Stem Ring	PTFE	1
12	Pin	1,0737	1
13	Flange o-ring	NBR	1
14	Stem o-ring	NBR	2
15	Seeger	1,4301	1
16	T.C.E.I. Screw	DIN6921 8.8	8
17	T.E. Screw	DIN6921 8.8	1

### On request

- Reduced bore
- O-Ring in FKM, EPDM, HNBR, KALREZ
- Seals in PTFE, PEEK, PA612, GEMPTFE, METAL TO METAL
- Special Threads
- Stem in stainless steel 1,4404
- Ball in stainless steel 1,4404
- Pressure class up to PN42 Mpa
- Pneumatic and electrical actuator
- Locking device

### Stainless steel

Pos	Description	Material	Q.tà
1	Body	1,4404	1
2	Flange	1,4404	1
3	Ball	1,4404	1
4	Stem	1,4542	1
5	Seat	POM	2
6	Handle	1,0116	1
7	Washer	1,0116	1
8	Washer	1,0116	1
9	Flange Back-Up	PTFE	1
10	Stem Back-Up	PTFE	1
11	Stem Ring	PTFE	1
12	Pin	1,4404	1
13	Flange o-ring	NBR	1
14	Stem o-ring	NBR	2
15	Seeger	1,4301	1
16	T.C.E.I. Screw	ISO4762 A2	8
17	T.E. Screw	ISO4762 A2	1

### On request

- Reduced bore
- O-Ring in FKM, EPDM, HNBR, KALREZ
- Seals in PTFE, PEEK, PA612, GEMPTFE, METAL TO METAL
- Special Threads
- Pressure class up to PN42 Mpa
- Pneumatic and electrical actuator
- Locking device

For further special requests please consult our technical/commercial service