

**Hydraulic
& Offshore
SUPPLIES**



DICSA Hydraulic & Pneumatic Connectors

Contact our team *and*
Order today on:
+44 (0)191 549 7335

Offshore House, Southwick Industrial Estate, Sunderland, SR5 3TX
hos@hos.co.uk | www.hos.co.uk

DICSA

#HydraulicsExperts

HYDRAULIC & PNEUMATIC CONNECTORS

Conducciones Hidráulicas y neumáticas
Hydraulische und Pneumatische Verbindungen
Connectique Hydraulique et Pneumatique

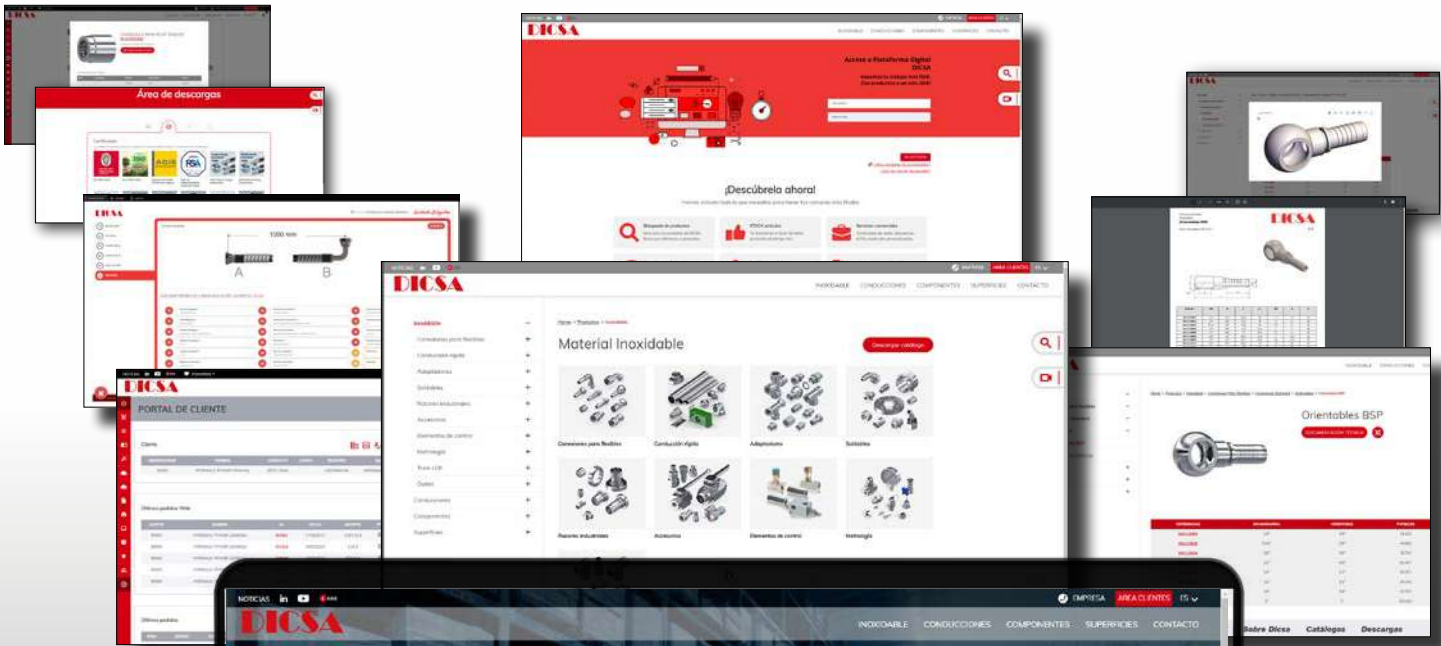


TrAle®

www.dicsaes.com

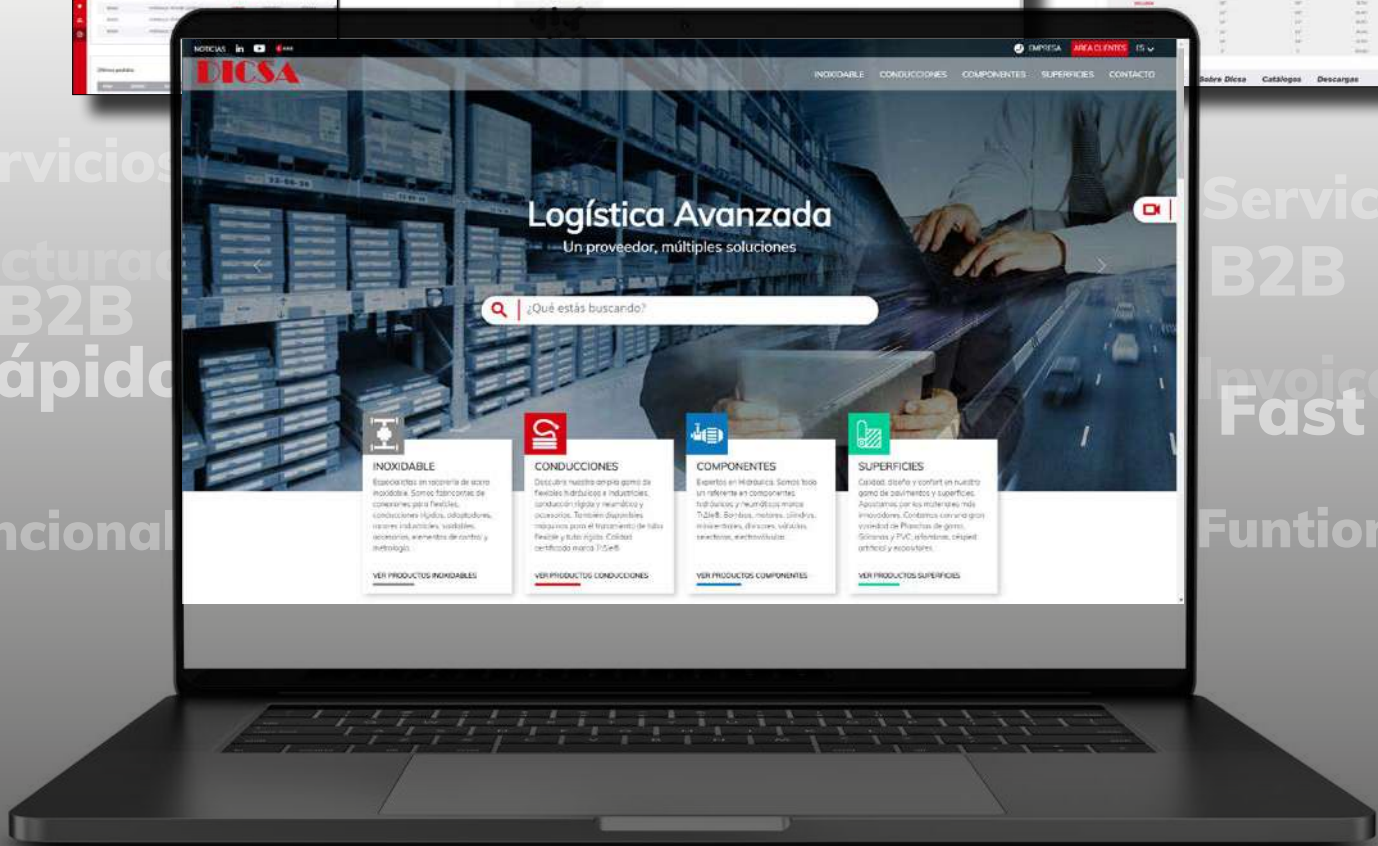
2024

**MUCHO MÁS QUE UNA PÁGINA WEB
MORE THAN JUST A WEBSITE**



Servicios
Facturas
B2B
Rápido
Funcional

Services
B2B
Fast
Funtional



Flexible connectors

Flexibles hidráulicos

Hydraulikschläuche und -Armaturen

Flexibles hydrauliques

TrΔle®



Industrial Flexible Hoses & Fittings

Flexibles industriales

Industrieschläuche und -Armaturen

Flexibles industriels

INDUS TrΔle®



Pipe connectors

Tubo rígido

Rohr

Connectique rigide

TrΔle®



Accessories

Accesorios

Zubehör

Accessoires

TrΔle®



Pneumatic connectors

Conducciones neumáticas

Pneumatische Verbindungen

Connectique pneumatique

TrΔle®



DICSA

Servicio Integral para hacer Crecer tu Negocio.



Complete Service to make your business grow



Fabricación - Manufacture
Logística - Logistics
Área Calidad - Quality Department
Área Técnica - Technical Department
Taller Hidráulica - Hydraulic Workshop
Taller Latiguillos - Hose Assembly Workshop
Taller Soldadura - Welding Workshop
Servicios Comerciales - Commercial Services
Plataforma Digital - Digital Platform

www.dicsaes.com

Flexible connectors

Flexibles hidráulicos

Hydraulikschläuche und - Armaturen

Flexibles hydrauliques

TrAle®



HOSES

Mangueras
Schläuche
Tuyaux



FLEXIBLE HOSE FITTINGS

Racores para tubería flexible
Schlaucharmaturen
Embouts à sertir



FLOW MEASURING

Metrología
Messtechnik
Test du circuit hydraulique



EQUIPMENT FOR FLEXIBLE HOSES

Máquinas tratamiento tubo flexible
Maschinen für Schlauchbearbeitung
Machines pour le montage des flexibles



Hydraulic hoses TrΔle® GOLD 11

Mangueras hidráulicas TrΔle® GOLD
Hydraulikschläuche TrΔle® GOLD
Tuyaux hydrauliques TrΔle® GOLD

Hydraulic hoses TrΔle® 16

Mangueras hidráulicas TrΔle®
Hydraulikschläuche TrΔle®
Tuyaux hydrauliques TrΔle®

SMOOTH Hydraulic hoses TrΔle® 20

Mangueras hidráulicas TrΔle® SMOOTH
SMOOTH Hydraulikschläuche TrΔle®
Tuyaux hydrauliques TrΔle® SMOOTH

Hydraulic hoses TrΔle® GREENLINE 21

Mangueras hidráulicas TrΔle® GREENLINE
Hydraulikschläuche TrΔle® GREENLINE
Tuyaux hydrauliques TrΔle® GREENLINE

Thermoplastic hoses TrΔle® 22

Mangueras termoplásticas TrΔle®
Thermopl. Schläuche TrΔle®
Tuyaux thermoplastiques TrΔle®

PTFE hoses TrΔle® 26

Mangueras PTFE TrΔle®
PTFE-Schläuche TrΔle®
Tuyaux PTFE TrΔle®

Hydraulic hoses PTFE TrΔle® GREENLINE 28

Mangueras PTFE TrΔle® GREENLINE
Hydraulikschläuche PTFE TrΔle® GREENLINE
Tuyaux hydrauliques PTFE TrΔle® GREENLINE



01

HYDRAULIC HOSES

Mangueras Hidráulicas

Hydraulikschläuche

Tuyaux hydrauliques

Hydraulic hoses TrΔle® GOLD

Mangueras hidráulicas TrΔle® GOLD

Hydraulikschläuche TrΔle® GOLD

Tuyaux hydrauliques TrΔle® GOLD

Steel Braid TrΔle® GOLD - RockCover ▪ Malla metálica TrΔle® GOLD - RockCover ▪ Metallwendel TrΔle® GOLD - RockCover ▪ Tresse métallique TrΔle® GOLD - RockCover

11



ML2230...RC

ML25C...RC

ML4290...RC

ML3511...RC

ML021...RC

ML4569...RC

Steel Braid TrΔle® GOLD - DiamondCover ▪ Malla metálica TrΔle® GOLD - DiamondCover ▪ Metallwendel TrΔle® GOLD - DiamondCover ▪ Tresse métallique TrΔle® GOLD - DiamondCover

12



ML3511...DC

ML4569...DC

ML15C...DC

Steel Braid TrΔle® GOLD - HighPressure ▪ Malla metálica TrΔle® GOLD - HighPressure ▪ Metallwendel TrΔle® GOLD - HighPressure ▪ Tresse métallique TrΔle® GOLD - HighPressure

13



MS25NK

TrΔle® GOLD - FlexyLine ▪ TrΔle® GOLD - FlexyLine ▪ TrΔle® GOLD - FlexyLine ▪ TrΔle® GOLD - FlexyLine

13



FLEX6000

MFLEX30

Hydraulic hoses TrΔle®

Mangueras hidráulicas TrΔle®

Hydraulikschläuche TrΔle®

Tuyaux hydrauliques TrΔle®

TrΔle® Textile braid ▪ Malla textil TrΔle® ▪ Textilwendel TrΔle® ▪ Tresse textile TrΔle®

16



MSB21

ML7010

MB22

M2503

MB23

TrΔle® steel braid ▪ Malla metálica TrΔle® ▪ Metallwendel TrΔle® ▪ Tresse métrallique TrΔle®

17



MS2230

MS3509

MS25CK

MS3511

M15C

M25C

ML3601

MS4290

M4612

MS4569



M4713

MS4815

TrΔle® Hydrowashing hose for hot water ▪ Agua caliente TrΔle® ▪ Waschgeräteschläuche Heißwasser TrΔle® ▪ Tuyau lavage haute pression-TrΔle®

19



MSC011...N

MSC021...N

MSC011...A

MSC021...A

MSC022...A

MSC020...G

SMOOTH Hydraulic hoses TrΔle®

Mangueras hidráulicas TrΔle® SMOOTH
 SMOOTH Hydraulikschläuche TrΔle®
 Tuyaux hydrauliques TrΔle® SMOOTH

SMOOTH TrΔle® steel braid ▪ Malla metálica TrΔle® SMOOTH ▪ Metallwendel TrΔle® SMOOTH ▪ Tresse métallique TrΔle® SMOOTH

20



MSS25C

SMOOTH TrΔle® Hydrowashing hose for hot water ▪ Agua caliente TrΔle® SMOOTH ▪ Waschgeräteschläuche Heißwasser TrΔle® SMOOTH ▪ Tuyau lavage haute pression-TrΔle® SMOOTH

20



MSCL021...A

Hydraulic hoses TrΔle® GREENLINE

Mangueras hidráulicas TrΔle® GREENLINE

Hydraulikschläuche TrΔle® GREENLINE

Tuyaux hydrauliques TrΔle® GREENLINE

Steel braid TrΔle® GREENLINE ▪ Malla metálica TrΔle® GREENLINE ▪ Metallwendel TrΔle® GREENLINE ▪ Tresse métallique |21



MW2230

MW25C

MW3511

MWC021...A

MW4290

MW4569

Thermoplastic hoses TrΔle®

Mangueras termoplásticas TrΔle®
 Thermopl. Schläuche TrΔle®
 Tuyaux thermoplastiques TrΔle®

TrΔle® textile braid ▪ Malla textil TrΔle® ▪ Textilwendel TrΔle® ▪ Tresse textile TrΔle®

22



MT070

MT270

MT071

MT080

MT280

MT081

MT010

MP1890

TrΔle® steel braid ▪ Malla metálica TrΔle® ▪ Metallwendel TrΔle® ▪ Tresse métallique TrΔle®

23



MT090

MT290

MT099

MT299

MT096

MT700

MT095

Sewer jetting hose TrΔle® ▪ Limpieza de alcantarillas TrΔle® ▪ Rohrreinigungsschlauch TrΔle® ▪ Tuyau hydrocurage TrΔle®

24



MEC200

MEC250

Z21200

PTFE hoses TrΔle®

Mangueras PTFE TrΔle®
 PTFE-Schläuche TrΔle®
 Tuyaux PTFE TrΔle®

Smooth PTFE ▪ PTFE liso ▪ PTFE-Glattschlauch ▪ PTFE lisse

26



M2950

M2900

M29012

Brake hoses ▪ Mangueras Freno ▪ Bremsschläuche ▪ Tuyau de frein


26



M29620

Convuluted PTFE ▪ PTFE corrugado ▪ PTFE-Wellschlauch ▪ PTFE convoluté

27



M2920

M2985

M2980

M2930

PTFLEX Smooth PTFE ▪ PTFE Liso PTFLEX ▪ PTFLEX Glattes Gewelltes PTFE ▪ PTFE Lisse PTFLEX

27



M2940

PTFE hoses TrΔle® GREENLINE

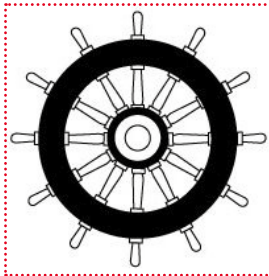
Mangueras PTFE TrΔle® GREENLINE
 PTFE-Schläuche TrΔle® GREENLINE
 Tuyaux PTFE TrΔle® GREENLINE

Smooth PTFE TrΔle® GREENLINE ▪ PTFE liso TrΔle® GREENLINE ▪ PTFE glätten TrΔle® GREENLINE ▪ PTFE lisse TrΔle® GREENLINE

28



MW29



Mangueras/Hoses:

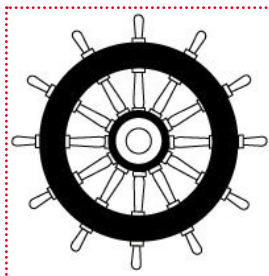
TrAle® TrAle® GOLD

Mangueras/Hoses:



CONEXIONES FABRICADAS POR FITTINGS MANUFACTURED BY

DICSA



Hydraulic hoses TrΔle® GOLD

Mangueras hidráulicas TrΔle® GOLD

Hydraulikschläuche TrΔle® GOLD

Tuyaux hydrauliques TrΔle® GOLD

EN 853 1SN / SAE 100 R1AT hose TrΔle® Gold - RockCover

Manguera TrΔle® Gold EN 853 1SN / SAE 100 R1AT - RockCover

Schlauch EN 853 1SN / SAE 100 R1AT TrΔle® Gold - RockCover

Tuyau TrΔle® Gold EN 853 1SN / SAE 100 R1AT - RockCover



DN	Referencia Part n°	€
1/4"	ML223004RC	-
5/16"	ML223005RC	-
3/8"	ML223006RC	-
1/2"	ML223008RC	-
5/8"	ML223010RC	-
3/4"	ML223012RC	-
1"	ML223016RC	-
1 1/4"	ML223020RC	-
1 1/2"	ML223024RC	-
2"	ML223032RC	-

EN 857 2SC hose TrΔle® Gold - RockCover

Manguera TrΔle® Gold EN 857 2SC - RockCover

Schlauch EN 857 2SC TrΔle® Gold - RockCover

Tuyau TrΔle® Gold EN 857 2SC - RockCover



DN	Referencia Part n°	€
1/4"	ML2SC04RC	-
3/8"	ML2SC06RC	-
1/2"	ML2SC08RC	-
5/8"	ML2SC10RC	-
3/4"	ML2SC12RC	-
1"	ML2SC16RC	-

EN 856 4SP hose TrΔle® Gold - RockCover

Manguera TrΔle® Gold EN 856 4SP - RockCover

Schlauch EN 856 4SP TrΔle® Gold - RockCover

Tuyau TrΔle® Gold EN 856 4SP - RockCover



DN	Referencia Part n°	€
3/8"	ML429006RC	-
1/2"	ML429008RC	-
5/8"	ML429010RC	-
3/4"	ML429012RC	-
1"	ML429016RC	-

EN 853 2SN / SAE 100 R2AT hose TrΔle® Gold - RockCover

Manguera TrΔle® Gold EN 853 2SN / SAE 100 R2AT - RockCover

Schlauch EN 853 2SN / SAE 100 R2AT TrΔle® Gold - RockCover

Tuyau TrΔle® Gold EN 853 2SN / SAE 100 R2AT - RockCover



DN	Referencia Part n°	€
1/4"	ML351104RC	-
5/16"	ML351105RC	-
3/8"	ML351106RC	-
1/2"	ML351108RC	-
5/8"	ML351110RC	-
3/4"	ML351112RC	-
1"	ML351116RC	-
1 1/4"	ML351120RC	-
1 1/2"	ML351124RC	-
2"	ML351132RC	-

Hot water black superservice 2 braids 400bar TrΔle® Gold - RockCover

Superservicio agua caliente 2 mallas negra 400bar

TrΔle® Gold - RockCover

Heißwasserschlauch Superservice 2 Lagen schwarz 400 bar TrΔle® Gold - RockCover

Superservice eau chaude 2 tresses noir 400bar TrΔle® Gold - RockCover



DN	Referencia Part n°	€
5/16"	MLC0215NRC	-
3/8"	MLC0216NRC	-

EN 856 4SH hose TrΔle® Gold - RockCover

Manguera TrΔle® Gold EN 856 4SH - RockCover

Schlauch EN 856 4SH TrΔle® Gold - RockCover

Tuyau TrΔle® Gold EN 856 4SH - RockCover



DN	Referencia Part n°	€
3/4"	ML456912RC	-
1"	ML456916RC	-
1 1/4"	ML456920RC	-
1 1/2"	ML456924RC	-
2"	ML456932RC	-

TrΔle® GOLD RockCover

RESISTENCIA EXTREMA

EXTREME RESISTANCE

Hydraulic hoses TrΔle® GOLD

Mangueras hidráulicas TrΔle® GOLD

Hydraulikschläuche TrΔle® GOLD

Tuyaux hydrauliques TrΔle® GOLD

EN 853 2SN / SAE 100 R2AT hose TrΔle® Gold - DiamondCover

Manguera TrΔle® Gold EN 853 2SN / SAE 100 R2AT - DiamondCover

Schlauch EN 853 2SN / SAE 100 R2AT TrΔle® Gold - DiamondCover

Tuyau TrΔle® Gold EN 853 2SN / SAE 100 R2AT - DiamondCover



EN 857 1SC hose TrΔle® Gold - DiamondCover

Manguera TrΔle® Gold EN 857 1SC - DiamondCover

Schlauch EN 857 1SC TrΔle® Gold - DiamondCover

Tuyau TrΔle® Gold EN 857 1SC - DiamondCover



DN	Referencia Part n°	€
1/4"	ML351104DC	-
3/8"	ML351106DC	-
1/2"	ML351108DC	-

DN	Referencia Part n°	€
1/4"	ML1SC04DC	-
3/8"	ML1SC06DC	-
1/2"	ML1SC08DC	-

EN 856 4SH hose TrΔle® Gold - DiamondCover

Manguera TrΔle® Gold EN 856 4SH - DiamondCover

Schlauch EN 856 4SH TrΔle® Gold - DiamondCover

Tuyau TrΔle® Gold EN 856 4SH - DiamondCover



DN	Referencia Part n°	€
3/4"	ML456912DC	-
1"	ML456916DC	-

RESISTENCIA A LA ABRASIÓN (ISO 6495)

ABRASION RESISTANCE

25N / 2000 cycles

EN 853



0,50g

TrΔle®



0,20g

TrΔle® GOLD
ROCKCOVER



0,05g

TrΔle® GOLD
DIAMOND



0,00g

RESISTENCIA AL OZONO (ISO 7326)

OZONE RESISTANCE



72h



400h



2000h



3500h

CUBIERTA UHMPE COVER

DIAMOND COVER

TODOS NUESTROS MODELOS
DE ROCKCOVER DISPONIBLES EN

ALL OUR ROCKCOVER
HOSES AVAILABLE WITH

Hydraulic hoses TrΔle® GOLD

Mangueras hidráulicas TrΔle® GOLD

Hydraulikschläuche TrΔle® GOLD

Tuyaux hydrauliques TrΔle® GOLD

EN857 2SNK hose TrΔle® Gold - HighPressure

Manguera TrΔle® Gold EN857 2SNK - HighPressure

Schlauch EN857 2SNK TrΔle® Gold - HighPressure

Tuyau TrΔle® Gold EN857 2SNK - HighPressure



DN	Referencia Part n°	€
1/4"	MS2SNK04	-
5/16"	MS2SNK05	-
3/8"	MS2SNK06	-
1/2"	MS2SNK08	-
5/8"	MS2SNK10	-
3/4"	MS2SNK12	-
1"	MS2SNK16	-

SAE 100 R17

SAE 100 R17

SAE 100 R17

SAE 100 R17



DN	Referencia Part n°	€
1/4"	MFLEX3004	-
5/16"	MFLEX3005	-
3/8"	MFLEX3006	-
1/2"	MFLEX3008	-
5/8"	MFLEX3010	-
3/4"	MFLEX3012	-
1"	MFLEX3016	-

FLEXLINE 6000

FLEXLINE 6000

FLEXLINE 6000

FLEXLINE 6000



DN	Referencia Part n°	€
3/4"	MFLEX6012	-
1"	MFLEX6016	-
1"1/4	MFLEX6020	-
1"1/2	MFLEX6024	-


TRΔLE® GOLD MFLEX6 NEW

R15 + ALTA FLEXIBILIDAD
HIGH FLEXIBILITY

RockCover



RESISTENCIA ABRASIÓN
ABRASION RESISTANCE



ALTA FLEXIBILIDAD
HIGH FLEXIBILITY




FlexyLine

HighPressure



PRESIÓN +++
+++ PRESSURE



APLICACIONES FERROVIARIAS
RAILWAY



RailLine

TrAie® GOLD


MÁS QUE OTRAS MANGUERAS
MORE THAN OTHER HOSES



**ALTA TEMPERATURA
HIGH TEMPERATURE
135°C**



**LIMPIEZA ALTA PRESIÓN
WATERBLAST**



**ALTÍSIMA PRESION
ULTRA HIGH PRESSURE
JACK**

Hydraulic hoses TrΔle®

Mangueras hidráulicas TrΔle®

Hydraulikschläuche TrΔle®

Tuyaux hydrauliques TrΔle®

EN 854 1TE / SAE 100 R6 Hose

Manguera EN 854 1TE / SAE 100 R6

Schlauch EN 854 1TE / SAE 100 R6

Tuyau EN 854 1TE / SAE 100 R6



DN	Referencia Part n°	€
1/4"	MSB2104	-
5/16"	MSB2105	-
3/8"	MSB2106	-
1/2"	MSB2108	-
5/8"	MSB2110	-
3/4"	MSB2112	-
1"	MSB2116	-

SAE 100 R4 Hose

Manguera SAE 100 R4

Schlauch SAE 100 R4

Tuyau SAE 100 R4



DN	Referencia Part n°	€
3/4"	ML701019	-
1"	ML701025	-
1"1/4	ML701032	-
1"1/2	ML701038	-
2"	ML701050	-
2"1/2	ML701063	-

EN 854 2TE Hose

Manguera EN 854 2TE

Schlauch EN 854 2TE

Tuyau EN 854 2TE



DN	Referencia Part n°	€
1/4"	MB2204	-
5/16"	MB2205	-
3/8"	MB2206	-
1/2"	MB2208	-
5/8"	MB2210	-
3/4"	MB2212	-
1"	MB2216	-

SAE 100 R5 Hose

Manguera SAE 100 R5

Schlauch SAE 100 R5

Tuyau SAE 100 R5



DN	Referencia Part n°	€
3/16"	M250304	-
1/4"	M250305	-
5/16"	M250306	-
13/32"	M250308	-
1/2"	M250310	-
5/8"	M250312	-
7/8"	M250316	-
1"1/8	M250320	-
1"3/8	M250324	-
1"13/16	M250332	-

EN 854 3TE Hose

Manguera EN 854 3TE

Schlauch EN 854 3TE

Tuyau EN 854 3TE



DN	Referencia Part n°	€
1/4"	MB2304	-
5/16"	MB2305	-
3/8"	MB2306	-
1/2"	MB2308	-
5/8"	MB2310	-
3/4"	MB2312	-
1"	MB2316	-

Hydraulic hoses TrΔle®

Mangueras hidráulicas TrΔle®

Hydraulikschläuche TrΔle®

Tuyaux hydrauliques TrΔle®

EN 853 1SN / SAE 100 R1AT Hose

Manguera EN 853 1SN / SAE 100 R1AT

Schlauch EN 853 1SN / SAE 100 R1AT

Tuyau EN 853 1SN / SAE 100 R1AT



DN	Referencia Part n°	€
3/16"	MS223003	-
1/4"	MS223004	-
5/16"	MS223005	-
3/8"	MS223006	-
1/2"	MS223008	-
5/8"	MS223010	-
3/4"	MS223012	-
1"	MS223016	-
1"1/4	MS223020	-
1"1/2	MS223024	-
2"	MS223032	-

EN 853 2ST / SAE 100 R2A Hose

Manguera EN 853 2ST / SAE 100 R2A

Schlauch EN 853 2ST / SAE 100 R2A

Tuyau EN 853 2ST / SAE 100 R2A



DN	Referencia Part n°	€
1/4"	MS350904	-
5/16"	MS350905	-
3/8"	MS350906	-
1/2"	MS350908	-
5/8"	MS350910	-
3/4"	MS350912	-
1"	MS350916	-
1" 1/4	MS350920	-
1" 1/2	MS350924	-
2"	MS350932	-

2SCK Hose

Manguera 2SCK

Schlauch 2SCK

Tuyau 2SCK



DN	Referencia Part n°	€
1/4"	MS2SCK04	-
5/16"	MS2SCK05	-
3/8"	MS2SCK06	-
1/2"	MS2SCK08	-
5/8"	MS2SCK10	-
3/4"	MS2SCK12	-
1"	MS2SCK16	-

EN 853 2SN / SAE 100 R2AT Hose

Manguera EN 853 2SN / SAE 100 R2AT

Schlauch EN 853 2SN / SAE 100 R2AT

Tuyau EN 853 2SN / SAE 100 R2AT



DN	Referencia Part n°	€
3/16"	MS351103	-
1/4"	MS351104	-
5/16"	MS351105	-
3/8"	MS351106	-
1/2"	MS351108	-
5/8"	MS351110	-
3/4"	MS351112	-
1"	MS351116	-
1"1/4	MS351120	-
1"1/2	MS351124	-
2"	MS351132	-
2" 1/2	MS351140	-
3"	MS351148	-

EN 857 1SC Hose

Manguera EN 857 1SC

Schlauch EN 857 1SC

Tuyau EN 857 1SC



DN	Referencia Part n°	€
1/4"	M1SC04	-
5/16"	M1SC05	-
3/8"	M1SC06	-
1/2"	M1SC08	-
5/8"	M1SC10	-
3/4"	M1SC12	-
1"	M1SC16	-

EN 857 2SC Hose

Manguera EN 857 2SC

Schlauch EN 857 2SC

Tuyau EN 857 2SC



DN	Referencia Part n°	€
1/4"	M2SC04	-
5/16"	M2SC05	-
3/8"	M2SC06	-
1/2"	M2SC08	-
5/8"	M2SC10	-
3/4"	M2SC12	-
1"	M2SC16	-

2SCK

+PRESIÓN + PRESSURE
+FLEXIBILIDAD + FLEXIBILITY

MEJOR PRECIO
BETTER PRICES



2SC
BITUBO TWIN

Consultar | On Request

Hydraulic hoses TrAde®

Mangueras hidráulicas TrAde®
Hydraulikschläuche TrAde®
Tuyaux hydrauliques TrAde®

3SP Braids Hoses

Manguera hidráulica 3SP

3SP-Lagen-Schläuche

Tuyau 3SP



DN	Referencia Part n°	€
3/8"	MS36010600	-
1/2"	MS36010800	-
5/8"	MS36011000	-
3/4"	MS36011200	-
1"	MS36011600	-

EN 856 4SP / SAE 100 R9R-R10 Hose

Manguera EN 856 4SP / SAE 100 R9R-R10

Schlauch EN 856 4SP / SAE 100 R9R-R10

Tuyau EN 856 4SP / SAE 100 R9R-R10



DN	Referencia Part n°	€
1/4"	MS429004	-
3/8"	MS429006	-
1/2"	MS429008	-
5/8"	MS429010	-
3/4"	MS429012	-
1"	MS429016	-
1"1/4	MS424820	-
1"1/2	MS424824	-
2"	MS424832	-

EN 856 R12 / SAE 100 R12 Hose

Manguera EN 856 R12 / SAE 100 R12

Schlauch EN 856 R12 / SAE 100 R12

Tuyau EN 856 R12 / SAE 100 R12



DN	Referencia Part n°	€
3/8"	M461206	-
1/2"	M461208	-
5/8"	M461210	-
3/4"	M461212	-
1"	M461216	-
1"1/4	M461220	-
1"1/2	M461224	-

EN 856 4SH Hose

Manguera EN 856 4SH

Schlauch EN 856 4SH

Tuyau EN 856 4SH



DN	Referencia Part n°	€
3/4"	MS456912	-
1"	MS456916	-
1"1/4	MS456920	-
1"1/2	MS456924	-
2"	MS456932	-

EN 856 R13 / SAE 100 R13 Hose

Manguera EN 856 R13 / SAE 100 R13

Schlauch EN 856 R13 / SAE 100 R13

Tuyau EN 856 R13 / SAE 100 R13



DN	Referencia Part n°	€
3/4"	M471312	-
1"	M471316	-
1"1/4	M471320	-
1"1/2	M471324	-
2"	M471332	-

SAE 100 R15 Hose

Manguera SAE 100 R15

Schlauch SAE 100 R15

Tuyau SAE 100 R15



DN	Referencia Part n°	€
3/4"	MS481512	-
1"	MS481516	-
1"1/4	MS481520	-
1"1/2	MS481524	-
2"	MS481532	-

ALTA FLEXIBILIDAD EN MONTAJE

MANGUERA TRALE®
4 Y 6 MALLAS



TRALE® HOSES
4 & 6 BRAIDS

ASSEMBLY

HIGH FLEXIBILITY

Hydraulic hoses TrAle®

Mangueras hidráulicas TrAle®

Hydraulikschläuche TrAle®

Tuyaux hydrauliques TrAle®

Hot water superservice 1SC black

Superservicio agua caliente 1SC negra

Heißwasserschlauch Superservice 1SC schwarz

Superservice eau chaude 1SC noir



DN	Referencia Part n°	€
1/4"	MSC0114N	-
5/16"	MSC0115N	-
3/8"	MSC0116N	-
1/2"	MSC0118N*	-

* Until end of stock / Hasta fin de existencias / Bis zum Ende des Lagerbestandes / Jusqu'à la fin du stock

Hot water superservice 2SC black

Superservicio agua caliente 2SC negra

Heißwasserschlauch Superservice 2SC schwarz

Superservice eau chaude 2SC noir



DN	Referencia Part n°	€
1/4"	MSC0214N	-
5/16"	MSC0215N	-
3/8"	MSC0216N	-

Hot water superservice 1SC blue

Superservicio agua caliente 1SC azul

Heißwasserschlauch Superservice 1SC blau

Superservice eau chaude 1SC bleu



DN	Referencia Part n°	€
1/4"	MSC0114A	-
5/16"	MSC0115A	-
3/8"	MSC0116A	-
1/2"	MSC0118A	-

Hot water superservice 2SC blue

Superservicio agua caliente 2SC azul

Heißwasserschlauch Superservice 2SC blau

Superservice eau chaude 2SC bleu



DN	Referencia Part n°	€
1/4"	MSC0214A	-
5/16"	MSC0215A	-
3/8"	MSC0216A	-
1/2"	MSC0218A	-

Hot water superservice 2ST blue

Superservicio agua caliente 2ST azul

Heißwasserschlauch Superservice 2ST blau

Superservice eau chaude 2ST bleu



DN	Referencia Part n°	€
5/16"	MSC0225A	-
3/8"	MSC0226A	-

Hot water superservice 2SC grey

Superservicio agua caliente 2SC gris

Heißwasserschlauch Superservice 2SC grau

Superservice eau chaude 2SC gris



DN	Referencia Part n°	€
5/16"	MSC0205G	-
3/8"	MSC0206G	-

SMOOTH Hydraulic hoses TrΔle®

Mangueras hidráulicas TrΔle® SMOOTH
SMOOTH Hydraulikschläuche TrΔle®
Tuyaux hydrauliques TrΔle® SMOOTH

EN 857 2SC Hose TrΔle® SMOOTH

Manguera EN 857 2SC TrΔle® SMOOTH

Schlauch EN 857 2SC TrΔle® SMOOTH

Tuyau EN 857 2SC TrΔle® SMOOTH



Hot water blue 2 braids TrΔle® SMOOTH

Agua caliente 2 mallas azul TrΔle® SMOOTH

Heißwasserschlauch 2 Lagen blau TrΔle® SMOOTH

Eau chaude 2 tresses bleu TrΔle® SMOOTH



DN	Referencia Part n°	€
1/4"	MSS2SC04	-
5/16"	MSS2SC05	-
3/8"	MSS2SC06	-
1/2"	MSS2SC08	-
5/8"	MSS2SC10	-
3/4"	MSS2SC12	-
1"	MSS2SC16	-

DN	Referencia Part n°	€
5/16"	MSCL0215A	-
3/8"	MSCL0216A	-



CUBIERTA LISA SMOOTH COVER

1SN / 1SC / 2SN

Bajo consulta/ On request

- Más fácil de pasar a través de un sistema complejo.**
Smooth cover hose will be easier to route through a complex system.
- Mantiene la misma resistencia al ozono y la abrasión**
Same Ozone & Abrasion resistance

Hydraulic hoses TrΔle® GREENLINE

Mangueras hidráulicas TrΔle® GREENLINE

Hydraulikschläuche TrΔle® GREENLINE

Tuyaux hydrauliques TrΔle® GREENLINE

EN 853 1SN / SAE 100 R1AT Hose

Manguera EN 853 1SN / SAE 100 R1AT

Schlauch EN 853 1SN / SAE 100 R1AT

Tuyau EN 853 1SN / SAE 100 R1AT



DN	Referencia Part n°	€
1/4"	MW223004	-
5/16"	MW223005	-
3/8"	MW223006	-
1/2"	MW223008	-
5/8"	MW223010	-
3/4"	MW223012	-
1"	MW223016	-
1"1/4	MW223020	-
1"1/2	MW223024	-

EN 857 2SC Hose

Manguera EN 857 2SC

Schlauch EN 857 2SC

Tuyau EN 857 2SC



DN	Referencia Part n°	€
1/4"	MW25C04	-
5/16"	MW25C05	-
3/8"	MW25C06	-
1/2"	MW25C08	-

EN 853 2SN / SAE 100 R2AT Hose

Manguera EN 853 2SN / SAE 100 R2AT

Schlauch EN 853 2SN / SAE 100 R2AT

Tuyau EN 853 2SN / SAE 100 R2AT



DN	Referencia Part n°	€
1/4"	MW351104	-
5/16"	MW351105	-
3/8"	MW351106	-
1/2"	MW351108	-
5/8"	MW351110	-
3/4"	MW351112	-
1"	MW351116	-
1"1/4	MW351120	-
1"1/2	MW351124	-

Hot water superservice 2SC blue

Superservicio agua caliente 2SC azul

Heißwasserschlauch Superservice 2SC blau

Superservice eau chaude 2SC bleu



DN	Referencia Part n°	€
5/16"	MWC0215A	-
3/8"	MWC0216A	-

EN 856 4SP / SAE 100 R9R-R10 Hose

Manguera EN 856 4SP / SAE 100 R9R-R10

Schlauch EN 856 4SP / SAE 100 R9R-R10

Tuyau EN 856 4SP / SAE 100 R9R-R10



DN	Referencia Part n°	€
3/8"	MW429006	-
1/2"	MW429008	-
5/8"	MW429010	-

EN 856 4SH Hose

Manguera EN 856 4SH

Schlauch EN 856 4SH

Tuyau EN 856 4SH



DN	Referencia Part n°	€
3/4"	MW456912	-
1"	MW456916	-
1"1/4	MW456920	-

Thermoplastic hoses TrΔle®

Mangueras termoplásticas TrΔle®

Thermopl. Schläuche TrΔle®

Tuyaux thermoplastiques TrΔle®

SAE 100 R7

SAE 100 R7

SAE 100 R7

SAE 100 R7



DN	Referencia Part n°	€
1/8"	MT07002	-
3/16"	MT07003	-
1/4"	MT07004	-
5/16"	MT07005	-
3/8"	MT07006	-
1/2"	MT07008	-
5/8"	MT07010	-
3/4"	MT07012	-
1"	MT07016	-

SAE 100 R7 Twin

SAE 100 R7 Bitubo

SAE 100 R7 Zwillingschlauch

SAE 100 R7 Jumelé



DN	Referencia Part n°	€
3/16"	MT27003	-
1/4"	MT27004	-
5/16"	MT27005	-
3/8"	MT27006	-
1/2"	MT27008	-

SAE 100 R7 non-conductive

SAE 100 R7 no conductiva

SAE 100 R7 nichtleitend

SAE 100 R7 non-conducteur



DN	Referencia Part n°	€
3/16"	MT07103	-
1/4"	MT07104	-
5/16"	MT07105	-
3/8"	MT07106	-
1/2"	MT07108	-
5/8"	MT07110	-
3/4"	MT07112	-
1"	MT07116	-

SAE 100 R8

SAE 100 R8

SAE 100 R8

SAE 100 R8



DN	Referencia Part n°	€
3/16"	MT08003	-
1/4"	MT08004	-
5/16"	MT08005	-
3/8"	MT08006	-
1/2"	MT08008	-
5/8"	MT08010	-
3/4"	MT08012	-
1"	MT08016	-

SAE 100 R8 Twin

SAE 100 R8 Bitubo

SAE 100 R8 Zwillingschlauch

SAE 100 R8 Jumelé



DN	Referencia Part n°	€
1/4"	MT28004	-
5/16"	MT28005	-
3/8"	MT28006	-
1/2"	MT28008	-

SAE 100 R8 non-conductive

SAE 100 R8 no conductiva

SAE 100 R8 nichtleitend

SAE 100 R8 non-conducteur



DN	Referencia Part n°	€
1/4"	MT08104	-
5/16"	MT08105	-
3/8"	MT08106	-
1/2"	MT08108	-
5/8"	MT08110	-
3/4"	MT08112	-
1"	MT08116	-

Micro- Hose

Micro- Hose

Mess-Schlauch

Micro- Hose



Ø INT. Ø INNER	Referencia Part n°	€
2	MT01002	-

Thermoplastic hoses TrΔle®

Mangueras termoplásticas TrΔle®

Thermopl. Schläuche TrΔle®

Tuyaux thermoplastiques TrΔle®

Thermoplastic Push-on

Termoplásticas Push-on

Thermopl. Schläuche für Push-On

Thermoplastique Push-on



DN	Referencia Part n°	€
1/4"	MP189004	-
3/8"	MP189006	-
1/2"	MP189008	-
5/8"	MP189010	-
3/4"	MP189012	-

See PUSH ON fittings page 101 / Consultar conexiones PUSH ON pág.101 / Bitte vergleichen Sie Push On auf S.101 / Voir Raccords PUSH ON page 101

Steel braid thermoplastic elastomer

Elastómero malla metálica

Thermopl. Schlauch mit Metallwendel

Elastomère tresse métallique



DN	Referencia Part n°	€
3/16"	MT09003	-
1/4"	MT09004	-
5/16"	MT09005	-
3/8"	MT09006	-
1/2"	MT09008	-
5/8"	MT09010	-
3/4"	MT09012	-
1"	MT09016	-

Steel braid twin thermoplastic elastomer

Elastómero malla metálica bitubo

Thermopl. Farbspritz-Zwillingschlauch

Elastomère tresse métallique jumelé



DN	Referencia Part n°	€
3/16"	MT29003	-
1/4"	MT29004	-
5/16"	MT29005	-
3/8"	MT29006	-
1/2"	MT29008	-

Steel braid thermoplastic elastomer for paint

Elastómero malla metálica pintura

Thermopl. Farbspritzschlauch

Elastomère 1 tresse métallique peinture



DN	Referencia Part n°	€
3/16"	MT099003	-
1/4"	MT099004	-
3/8"	MT099006	-
1/2"	MT099008	-
3/4"	MT099012	-

Double steel braid thermoplastic elastomer for paint

Elastómero doble malla metálica pintura

Thermopl. Farbspritzschlauch zweilagig

Elastomère 2 tresses métalliques peinture



DN	Referencia Part n°	€
1/4"	MT299004	-
3/8"	MT299006	-
1/2"	MT299008	-

Steel braid elastomer for chemical products

Termoplástica doble malla metálica para productos químicos

Thermopl. Schläuche mit Metallwendel für chem. Produkte

Elastomère tresse métallique pour produits chimiques



DN	Referencia Part n°	€
1/4"	MT096004	-
3/8"	MT096006	-
1/2"	MT096008	-
5/8"	MT096010	-
3/4"	MT096012	-
1"	MT096016	-

Thermoplastic hose 700 bar

Manguera termoplástica 700 bar

Thermopl. Schläuche 700 bar

Tuyau thermoplastique haute pression 700 bar



DN	Referencia Part n°	€
1/4"	MT70004	-
3/8"	MT70006	-

Isobaric low temperature

Isobárica baja temperatura

Isobarischer Niedrigtemperatur-Schlauch

Isobarique basse température



DN	Referencia Part n°	€
1/4"	MT095004	-
3/8"	MT095006	-
1/2"	MT095008	-

Thermoplastic hoses TrΔle®

Mangueras termoplásticas TrΔle®

Thermopl. Schläuche TrΔle®

Tuyaux thermoplastiques TrΔle®

Ecology 200

Ecology 200

ECOLOGY 200

Ecology 200



DN	LONGITUD (m) LENGTH (m)	Referencia Part n°	€
3/4"	80	MEC2001280	-
3/4"	120	MEC20012	-
3/4"	160	MEC20012160	-
1"	80	MEC2001680	-
1"	120	MEC20016	-
1"	160	MEC20016160	-

Ferrules for Ecology hose

Casquillos para manguera Ecology

Pressfassungen für Schlauchtyp ECOLOGY

Jupes pour tuyau Ecology



DN	Referencia Part n°	€
3/4"	Z212001200	*
1"	Z212001600	*
1" 1/4	Z212002000	*

Stainless steel AISI 316-L. Prices in Stainless Steel Catalogue p.23 / Acero inoxidable AISI 316-L. Ver precios en Catalogo Inox p.23 / Vergleichen Sie die Preise im Edelstahl-Katalog, S. 23 / Acier inoxydable AISI 316-L. Prix dans le Catalogue Acier Inox p.23

Ecology 250

Ecology 250

ECOLOGY 250

Ecology 250



DN	LONGITUD (m) LENGTH (m)	Referencia Part n°	€
3/4"	80	MEC2501280	-
3/4"	120	MEC25012	-
3/4"	160	MEC25012160	-
1"	80	MEC2501680	-
1"	120	MEC25016	-
1"	160	MEC25016160	-
1" 1/4	80	MEC2502080	-
1" 1/4	120	MEC25020	-
1" 1/4	160	MEC25020160	-



SEWER HOSES
+ MANGUERAS
ALCANTARILLAS
80-100-120 mtrs.

Bajo consulta/ On request

PTFE hoses TrΔle®

Mangueras PTFE TrΔle®
PTFE-Schläuche TrΔle®
Tuyaux PTFE TrΔle®

PTFE without braid

PTFE sin malla

PTFE-Schlauch ohne Geflecht

PTFE sans tresse



TUBO PIPE	LONGITUD (m) LENGTH (m)	Referencia Part n°	€/ rollo €/roll
2x4 mm	25	M2950204	*
4x6 mm	25	M2950406	*
6x8 mm	25	M2950608	*
2x4 mm	100	M2950204-100	*
4x6 mm	100	M2950406-100	*
6x8 mm	100	M2950608-100	*

*See prices page 384 / *Ver precios en página 384 / *Vgl. Sie die Preise auf S.384 / *Voir les prix page 384

FHL (light) / Smooth PTFE SAE100 R14

PTFE Liso 1 malla SAE100 R14

PTFE-Glattschlauch 1 Geflecht SAE100 R14

FHL (série légère) SAE100 R14



DN	Referencia Part n°	€
1/8"	M290003	-
3/16"	M290005	-
1/4"	M290006	-
5/16"	M290008	-
3/8"	M290009	-
1/2"	M290013	-
5/8"	M290016	-
3/4"	M290020	-
1"	M290025	-

FHM 2 Braids

PTFE Liso grueso 2 mallas

PTFE-Glattschlauch verstärkt 2 Geflechte

FHM 2 tresses



DN	Referencia Part n°	€
1/4"	M2901206	-
5/16"	M2901208	-
3/8"	M2901209	-
1/2"	M2901213	-
5/8"	M2901216	-
3/4"	M2901219	-
1"	M2901225	-

Brake hose with transparent cover

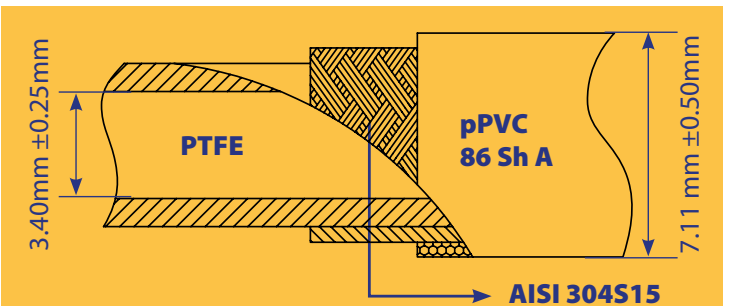
Mangueras freno con funda transparente

Bremsschlauch mit durchsichtiger Abdeckung

Tuyau de frein avec couvercle transparent



DN	Referencia Part n°	€
1/8"	M29620301	-



321 BAR

SISTEMAS DE FRENADO MOTORCYCLE BRAKING SYSTEMS

Consultar | On request



966 BAR



38mm



**-10° to
+70°C***



*Limitado por la cubierta de PVC | Limited by PVC Cover

PTFE hoses TrΔle®

Mangueras PTFE TrΔle®

PTFE-Schläuche TrΔle®

Tuyaux PTFE TrΔle®

Convuluted PTFE 1 braid

PTFE corrugado 1 malla

PTFE-Wellschlauch 1 Geflecht

PTFE convoluté 1 tresse



DN	Referencia Part n°	€
1/4"	M292006	-
3/8"	M292009	-
1/2"	M292013	-
5/8"	M292016	-
3/4"	M292020	-
1"	M292025	-
1" 1/4	M292032	-
1" 1/2	M292038	-
2"	M292050	-

Convuluted PTFE with fiberglass 1 braid

PTFE corrugado con fibra de vidrio 1 malla

PTFE-Wellschlauch mit Glasfaser 1 Geflecht

PTFE convoluté avec fibre de verre 1 tresse



DN	Referencia Part n°	€
3/8"	M298509	-
1/2"	M298513	-
3/4"	M298520	-
1"	M298525	-
1" 1/4	M298532	-

Convuluted PTFE with fiberglass 1 braid DNV

PTFE corrugado con fibra de vidrio 1 malla DNV

PTFE-Wellschlauch mit Glasfaser 1 Geflecht DNV

PTFE convoluté avec fibre de verre 1 tresse DNV



DN	Referencia Part n°	€
3/8"	M298009	-
1/2"	M298013	-
3/4"	M298020	-
1"	M298025	-
1" 1/4	M298032	-

Anti-static convuluted PTFE 1 braid

PTFE corrugado anti-estático 1 malla

PTFE-Wellschlauch anti-statisch 1 Geflecht

PTFE convoluté anti-statique 1 tresse



DN	Referencia Part n°	€
3/8"	M293009	-
1/2"	M293013	-
3/4"	M293020	-
1"	M293025	-

PTFLEX Smooth PTFE

PTFE Liso PTFLEX

PTFLEX Glattes Gewelltes PTFE

PTFE Lisse PTFLEX



DN	Referencia Part n°	€
3/4"	M294020	-
1"	M294025	-
1" 1/4	M294032	-

Hydraulic hoses PTFE TrΔle® GREENLINE

Mangueras PTFE TrΔle® GREENLINE
Hydraulikschläuche PTFE TrΔle® GREENLINE
Tuyaux hydrauliques PTFE TrΔle® GREENLINE

FHL (light) / Smooth PTFE

PTFE liso 1 malla


PTFE-Glattschlauch 1 Geflecht

FHL (série légère)



DN	Referencia Part n°	€
1/4"	MW290006	-
5/16"	MW290008	-
3/8"	MW290009	-
1/2"	MW290013	-

CONEXIONES INOX ESPECIAL PTFE STAINLESS STEEL PTFE FITTINGS

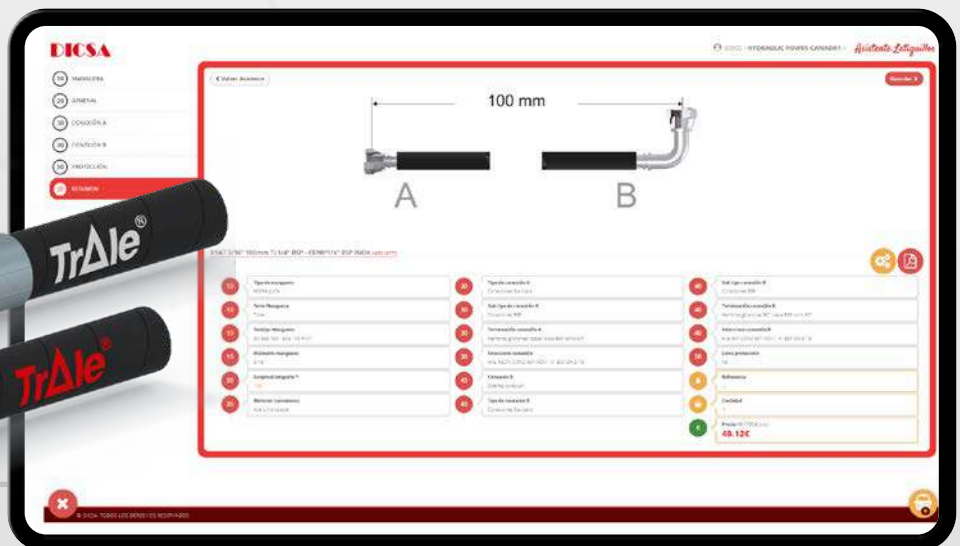


ASISTENTE DE LATIGUILLOS HOSE CONFIGURATOR



Makes your work easier

Evitar errores de configuración, nunca fue tan fácil.
Prevent configuration mistakes, it's never been easier



Elige la manguera

Choose the hose

Selecciona las conexiones

Select the fittings

Elige las protecciones

Choose the protections

**PEDIDO FINAL
ORDER**

Pongase en contacto
con nosotros para
más información.

Contact us for
further information.

Standard series fittings	45
Conexiones Serie Standard Armaturen Standardserie Embouts série Standard	
Fittings BW+ Series R13/R15 No Skive	66
Conexiones Serie BW+ R13/R15 No Pelar Armaturen Serie BW+ R13/R15 ohne Schälung Embouts R13/R15 Série BW+ Sans denuder	
Interlock series fittings	70
Conexiones Serie Interlock Armaturen Interlock Embouts à sertir Interlock	
One piece fittings 43 Series 1SN / R1AT / 2SN / R2AT / R16 / 2SC / 3TE / R17	79
Conexiones Serie 43 una sola pieza 1SN / R1AT / 2SN / R2AT / R16 / 2SC / 3TE / R17 Einteilige Armaturen Serie 43 1SN / R1AT / 2SN / R2AT / R16 / 2SC / 3TE / R17 Embouts pré-sertis Série 43 1SN / R1AT / 2SN / R2AT / R16 / 2SC / 3TE / R17	
One piece fittings BWS SERIES 3SP/4SP/R12/4SH NO SKIVE	92
Conexiones una sola pieza Serie BWS 3SP/4SP/R12/4SH No Pelar Armaturen Serie BWS 3SP/4SP/R12/4SH ohne Schälung Embouts pré-sertis BWS 3SP/4SP/R12/4SH Sans dénuder	
One piece fittings BW+ Series R13/R15 No Skive	98
Conexiones una pieza Serie BW+ R13/R15 No Pelar Armaturen Serie BW+ R13/R15 ohne Schälung Embouts R13/R15 Série BW+ Sans denuder	
Reusable series fittings	100
Conexiones Serie Reusables Serie Wiederverwendbare Armaturen Embouts Récuperables	
PUSH ON series fittings	101
Conexiones PUSH ON Armaturen der Serie PUSH ON Embouts PUSH ON	
High pressure 700 Bar fittings	102
Conexiones Alta presión (700 Bar) Armaturen Hochdruck (700bar) Embouts haute pression 700 Bar	



02

FLEXIBLE HOSE FITTINGS

Racores para tuberia Flexible
Schlaucharmaturen
Embouts à sertir

STANDARD SERIES

Serie Standard

TrAle®

TrAle® GOLD

TrAle® GREENLINE



SAE 100 R6	EN 854 2TE	EN 854 3TE	SAE 100 R17	EN 857 2SC SUPERSERVICE 2SC 155°	EN 853 1SN SAE 100 R1AT 1SNK	EN 853 2SN SAE 100 R2AT 2SNK	EXCEED EN 857 2SCK	EN 857 2SC SUPERSERVICE 2SC 155°
DI23		DI2212	SC2112...	SC2112 / DI2212			DI2212	

EN 853 2ST SAE100 R2A	EN 856 4SP SAE 100 R9R	EN 856 R12 SAE 100	3SP	EN 856 4SP SAE 100 R9R	EN 856 4SH	EN856 R12 SAE 100	EN 856 R13 SAE 100	SAE 100 R15
DI1224			NO PELAR NO SKIVE				3/4"-1"	
							DI2224	

SAE 100 R7 EN 855	SAE 100 R8 EN 855	Metallic 1 braid	Metallic 2 braid	Ecology 200	Ecology 250
DI23		DI23	DI1224	Z2120...	

Smooth PTFE R14 1 braid	Convoluted PTFE Standard	PTFLEX	Smooth PTFE R14 1 braid	Smooth PTFE 2 braid	Standard Convoluted PTFE	Fiberglass Convoluted PTFE	Antistatic Convoluted PTFE
28040	28041	21041	21040	21045	21041		

TrAle®

TrAle® GOLD

TrAle® GREENLINE

BW+ SERIES NO SKIVE

Serie BW+ no pelar



EN 856 R13 / SAE 100 R13

SAE 100 R15

AC69

1" 1/4-1" 1/2-2"

INTERLOCK SERIES

Serie Interlock



EN 856 4SH WP 420 bar / 6090 psi

EN 856 R13 / SAE 100 R13

SAE 100 R15

A61010

A61010 61010...

Standard series fittings

Conexiones Serie Standard
Armaturen Standardserie
Embouts série Standard

Crimping ferrules ▪ Casquillos para prensar ▪ Pressfassungen ▪ Jupes à sertir

45



BSP/BSPT Fittings ▪ Conexiones BSP/BSPT ▪ Armaturen BSP/BSPT ▪ Embouts BSP/BSPT

47



JIC 37° Fittings ▪ Conexiones JIC 37° ▪ Armaturen JIC 37° ▪ Embouts JIC 37°

52



Metric fittings DIN 2353/ISO8434-1 ▪ Conexiones Métricas DIN 2353/ISO8434-1 ▪ Metr. Armaturen DIN 2353/ISO8434-1 ▪ Embouts Métriques DIN 2353/ISO8434-1

54



NPT/NPSM Fittings ▪ Conexiones NPT/NPSM ▪ Armaturen NPT/NPSM ▪ Embouts NPT/NPSM

59



Fittings Japanese Serie ▪ Conexiones Serie Japonesa ▪ Armaturen Japan. Serie ▪ Embouts Série Japonaise

59



Metric fittings French Serie ▪ Conexiones Métricas Serie Francesa ▪ Metr. Armaturen Franz. Serie ▪ Embouts Métriques Série Française

60



Standard series fittings

Conexiones Serie Standard
Armaturen Standardserie
Embouts série Standard

ORFS Fittings ▪ Conexiones ORFS ▪ ORFS-Armaturen ▪ Embouts ORFS

61



3000/6000 PSI SAE Flanges ▪ Bidas SAE 3000/6000/9000 PSI ▪ SAE-Flansche 3000/6000 PSI ▪ Brides SAE 3000/6000 PSI

62



SAE Flanges ▪ Bidas fijación SAE ▪ SAE-Flansche ▪ Brides SAE

64



Karcher fittings ▪ Racores para hidrolavadoras ▪ Waschgeräte-Armaturen ▪ Embouts Karcher

65



CO2 Fittings ▪ Conexiones CO2 ▪ Armaturen CO2 ▪ Embouts CO2

65



Fittings BW+ Series R13/R15 No Skive

Conexiones Serie BW+ R13/R15 No Pelar
 Armaturen Serie BW+ R13/R15 ohne Schälung
 Embouts R13/R15 Série BW+ Sans denuder

Ferrules BW/BW+ series ▪ Casquillos serie BW/BW+ ▪ Pressfassungen einteilige Serie BW/BW+ ▪ Jupes à sertir BW/BW+

66



AC69010

BSP Fittings ▪ Conexiones BSP ▪ Armaturen BSP ▪ Embouts BSP

66



66117



66118



66112



66510



66517



66518

JIC 37° Fittings ▪ Conexiones JIC 37° ▪ Armaturen JIC 37° ▪ Embouts JIC 37°

67



66140



66542



66538



66539

Metric fittings ▪ Conexiones Métricas DIN 2353 ▪ Metr. Armaturen DIN 2353 ▪ Embouts Métriques

67



66205



66206

SAE Flanges 3000/6000 PSI ▪ Bridas SAE 3000/6000 PSI ▪ SAE-Flansche 3000/6000 PSI ▪ Brides SAE 3000/6000 PSI

68



66282



66283



66284

ORFS Fittings ▪ Conexiones ORFS ▪ ORFS-Armaturen ▪ Embouts ORFS

68



66901



66907



66908

Interlock series fittings

Conexiones Serie Interlock

Armaturen Interlock

Embouts à sertir Interlock

Crimping ferrules ▪ Casquillos ▪ Pressfassungen ▪ Jupes

| 70



A61010

61010

BSP Fittings ▪ Conexiones BSP ▪ Armaturen BSP ▪ Embouts BSP

| 70



64107

64108

64112

64161

64500

64507

64508

JIC 37° Fittings ▪ Conexiones JIC 37° ▪ Armaturen JIC 37° ▪ Embouts JIC 37°

| 72



64138

64139

64140

64542

64538

64539

Metric fittings DIN 2353 ▪ Conexiones Métricas DIN 2353 ▪ Metr. Armaturen DIN 2353 ▪ Embouts Métriques DIN 2353

| 73



64204

64206

64205

64203

Fittings for hammer ▪ Racores para martillo ▪ Hammerarmaturen ▪ Embouts pour marteau

| 73



NAM

ORFS fittings ▪ Conexiones ORFS ▪ ORFS-Armaturen ▪ Embouts ORFS

| 74



64900

64908

64907

3000/6000 PSI SAE Flanges ▪ Bidas SAE 3000/6000 PSI ▪ SAE-Flansche 3000/6000 PSI ▪ Embouts brides SAE 3000/6000 PSI

| 75



64182

64183

64184

64282

64283

64284

9000 PSI Flanges ▪ Bidas 9000 PSI ▪ Flansche 9000 PSI ▪ Embouts brides 9000 PSI

| 76



64382

64384

64383

Poclair flanges ▪ Bidas Poclair ▪ Poclair-Flansche ▪ Embouts brides Poclair

| 77



64801

44805

44807

64802

44806

One piece fittings 43 Series 1SN / R1AT / 2SN / R2AT / R16 / 2SC / 3TE / R17

Conexiones Serie 43 una sola pieza 1SN / R1AT / 2SN / R2AT / R16 / 2SC / 3TE / R17

Einteilige Armaturen Serie 43 1SN / R1AT / 2SN / R2AT / R16 / 2SC / 3TE / R17

Embouts pré-sertis Série 43 1SN / R1AT / 2SN / R2AT / R16 / 2SC / 3TE / R17

Ferrules for one piece fittings ▪ Casquillos para racores de una sola pieza ▪ Pressfassungen für einteilige Armaturen ▪ Jupes pour embouts pré-sertis

79



SC2112

PFC2212

DI2224

DI2300

28040

28041

AC69010

One piece JIC 37° fittings ▪ Conexiones una sola pieza JIC 37° ▪ Einteilige Armaturen JIC 37° ▪ Embouts pré-sertis JIC 37°

80



28142

28140

28242

28138

28139

One piece NPT-NPSM fittings ▪ Conexiones una sola pieza NPT-NPSM ▪ Einteilige Armaturen NPT-NPSM ▪ Embouts pré-sertis NPT-NPSM

81



28161

28261

One piece ORFS fittings ▪ Conexiones una sola pieza ORFS ▪ Einteilige Armaturen ORFS ▪ Embouts pré-sertis ORFS

82



28900

28907

28912

28908

One piece SAE Flanges fittings 3000/6000 PSI ▪ Conexiones una sola pieza Bridas SAE 3000/6000 PSI ▪ Einteilige Armaturen SAE-Flansche 3000/6000 PSI ▪ Embouts pré-sertis Brides SAE 3000/6000 PSI

83



28182

28183

28184

28282

28283

28284

One piece SAE Flanges fittings 9000 PSI ▪ Conexiones una sola pieza Bridas SAE 9000 PSI ▪ Einteilige Armaturen SAE-Flansche 9000 PSI ▪ Embouts pré-sertis Brides SAE 9000 PSI

84



48282

48283

48284

One piece Metric fittings ▪ Conexiones una sola pieza Métricas ▪ Einteilige Armaturen metr. ▪ Embouts pré-sertis Métriques

85



28804

28203

28305

28306

28116

28404

28405

28406

28158

28804



28300

One piece fittings 43 Series 1SN / R1AT / 2SN / R2AT / R16 / 2SC / 3TE / R17

Conexiones Serie 43 una sola pieza 1SN / R1AT / 2SN / R2AT / R16 / 2SC / 3TE / R17

Einteilige Armaturen Serie 43 1SN / R1AT / 2SN / R2AT / R16 / 2SC / 3TE / R17

Embouts pré-sertis Série 43 1SN / R1AT / 2SN / R2AT / R16 / 2SC / 3TE / R17

One piece BSP - BSPT fittings ▪ Conexiones una sola pieza BSP - BSPT ▪ Einteilige Armaturen BSP - BSPT ▪ Embouts pré-sertis BSP - BSPT

88



One piece fittings BWS SERIES 3SP/4SP/R12/4SH NO SKIVE

Conexiones una sola pieza Serie BWS 3SP/4SP/R12/4SH No Pelar
 Armaturen Serie BWS 3SP/4SP/R12/4SH ohne Schälung
 Embouts pré-sertis BWS 3SP/4SP/R12/4SH Sans dénuder

One piece JIC 37° fittings ▪ Conexiones una sola pieza JIC 37° ▪ Einteilige Armaturen JIC 37° ▪ Embouts pré-sertis JIC 37°

92



58140

58142

58138

58139

58242

One piece ORFS fittings ▪ Conexiones una sola pieza ORFS ▪ Einteilige Armaturen ORFS ▪ Embouts pré-sertis ORFS

93



58900

58907

58908

58912

One piece NPT-NPSM fittings ▪ Conexiones una sola pieza NPT-NPSM ▪ Einteilige Armaturen NPT-NPSM ▪ Embouts pré-sertis NPT-NPSM

93



58261

58161

One piece SAE Flanges fittings ▪ Conexiones una sola pieza Bridas SAE ▪ Einteilige Armaturen SAE-Flansche ▪ Embouts pré-sertis Brides SAE

94



58182

58183

58184

58282

58283

58284

One piece Metric fittings ▪ Conexiones una sola pieza Métricas ▪ Einteilige Armaturen metr. ▪ Embouts pré-sertis Métriques

95



58804

58305

58306

58203

One piece BSP fittings ▪ Conexiones una sola pieza BSP ▪ Einteilige Armaturen BSP ▪ Embouts pré-sertis BSP

96



58110

58117

58118

58112

58400

58200

One piece fittings BW+ Series R13/R15 No Skive

Conexiones una pieza Serie BW+ R13/R15 No Pelar

Armaturen Serie BW+ R13/R15 ohne Schälung

Embouts R13/R15 Série BW+ Sans denuder

JIC 37° fittings ▪ Conexiones JIC 37° ▪ Armaturen JIC 37° ▪ Embouts JIC 37°

98



ORFS fittings ▪ Conexiones ORFS ▪ Armaturen ORFS ▪ Embouts ORFS

98



SAE Flanges ▪ Bridas SAE ▪ SAE-Flansche ▪ Brides SAE

99



BSP fittings ▪ Conexiones BSP ▪ Armaturen BSP ▪ Embouts BSP

99



Reusable series fittings

Conexiones Serie Reusables
Serie Wiederverwendbare Armaturen
Embouts Récuperables

Ferrules ▪ Casquillos ▪ Pressfassungen ▪ Jupes

| 100



A1G-...R1T

A1G-...R2T

Fittings ▪ Conexiones ▪ Armaturen ▪ Embouts

| 100



A3G

A90G

A2G

AE

A3J

PUSH ON series fittings

Conexiones PUSH ON
Armaturen der Serie PUSH ON
Embouts PUSH ON

PUSH ON BSP series fittings ▪ Conexiones PUSH ON BSP ▪ Armaturen der Serie PUSH ON BSP ▪ Embouts PUSH ON BSP

101



39100

39112

PUSH ON JIC 37° series fittings ▪ Conexiones Push-On JIC 37° ▪ Armaturen der Serie PUSH ON JIC 37° ▪ Embouts PUSH ON JIC 37°

101



39142

39140

PUSH ON NPT series fittings ▪ Conexiones Push-On NPT ▪ Armaturen der Serie PUSH ON NPT ▪ Embouts PUSH ON NPT

101



39161

PUSH ON Metrics series fittings ▪ Conexiones Push-On Métricas DIN 2383 ▪ Armaturen der Serie PUSH ON Metrisch ▪ Embouts PUSH ON Métrique

101



39804

39203

High pressure 700 Bar fittings

Conexiones Alta presión (700 Bar)

Armaturen Hochdruck (700bar)

Embouts haute pression 700 Bar

Ferrules ▪ Casquillos ▪ Pressfassungen ▪ Jupes à sertir

| 102



MT700



71012

Fittings ▪ Conexiones ▪ Armaturen ▪ Embouts

| 102



74100



74112



74161

Ferrules R1AT/R2AT/1SN/2SN/2SC/R16/3TE

Casquillos R1AT/R2AT/1SN/2SN/2SC/R16/3TE

Pressfassungen R1AT/R2AT/1SN/2SN/2SC/R16/3TE

Jupes à sertir R1AT/R2AT/1SN/2SN/2SC/R16/3TE



DN	Referencia Part n°	€
3/16"	DI221200300	-
1/4"	DI221200400	-
5/16"	DI221200501	-
3/8"	DI221200600	-
1/2"	DI221200800	-
5/8"	DI221201000	-
3/4"	DI221201200	-
1"	DI221201600	-
1"1/4	DI221202000	-
1"1/2	DI221202400	-
2"	DI221203200	-
2"1/2	DI221204000	-
3"	DI221204800	-

Ferrules R4

Casquillos R4

Pressfassungen R4

Jupes à sertir R4



DN	Referencia Part n°	€
3/4"	DI221201200R4	-


For other sizes, please check out the crimping table on our website. / Para otros tamaños, consultar tabla de prensado en nuestra web. / Für andere DN Größe, überprüfen Sie bitte die Pressmaßtabelle auf unserer Webseite. / Pour les autres dimensions, voir tableau de sertissage disponible sur notre site web.

Ferrules SAE 100 R6, R7, R8 and steel braid

Casquillos R6, R7, R8 y malla metálica

Pressfassungen R6/R7/R8 und Metallumfl.

Jupes à sertir R6, R7, R8 et tresse métallique




DN	Referencia Part n°	€
1/8"	DI2300200	-
3/16"	DI2300300	-
1/4"	DI2300400	-
5/16"	DI2300500	-
3/8"	DI2300600	-
1/2"	DI2300800	-
5/8"	DI2301000	-
3/4"	DI2301200	-
1"	DI2301600	-

Ferrules 1SC/1SN/2SC/R6/2TE

Casquillos 1SC/1SN/2SC/R6/2TE

Pressfassungen 1SC/1SN/2SC/R6/2TE

Jupes à sertir 1SC/1SN/2SC/R6/2TE




DN	Referencia Part n°	€
1/4"	SC21120400	-
5/16"	SC21120500	-
3/8"	SC21120600	-
1/2"	SC21120800	-
5/8"	SC21121000	-
3/4"	SC21121200	-
1"	SC21121600	-

Ferrules R2A/R9R/2ST/4SP

Casquillos R2A/R9R/2ST/4SP

Pressfassungen R2A/R9R/2ST/4SP

Jupes à sertir R2A/R9R/2ST/4SP




DN	Referencia Part n°	€
1/4"	DI122400400	-
5/16"	DI122400500	-
3/8"	DI122400600	-
1/2"	DI122400800	-
5/8"	DI122401000	-
3/4"	DI122401200	-
1"	DI122401600	-
1"1/4	DI122402000	-
1"1/2	DI122402400	-
2"	DI122403200	-

Ferrules R12/3SP/4SP/4SH non skive

Casquillos R12/3SP/4SP/4SH no pelar

Pressfassungen 3SP/4SP/R12/4SH ohne Schälung

Jupes à sertir R12/3SP/4SP/4SH sans dénudage



DN	Referencia Part n°	€
3/8"	DI222400600	-
1/2"	DI222400800	-
5/8"	DI222401000	-
3/4"	DI222401200	-
1"	DI222401600	-
1"1/4	DI222402000	-
1"1/2	DI222402400	-
2"	DI222403200	-

■ **CASQUILLO:** Reduce costes y tiempo de montaje

■ **FERRULES:** Simplify assembly and save money



Consulta en nuestra ficha técnica datos | Check our technical sheet for data

NO PELAR | NO SKIVING

3SP | 4SP | R12 | 4SH

ESPIGA STANDARD | STANDARD SERIES

+



DI2224...

Standard series fittings

Conexiones Serie Standard
Armaturen Standardserie
Embouts série Standard

TrAie®

Ferrules for Smooth PTFE SAE 100 R14

Casquillos PTFE Liso alta presión SAE 100 R14

Pressfassungen PTFE-Glattschläuche Hochdruck SAE 100 R14

Jupes à sertir pour PTFE Lisse haute pression SAE 100 R14




DN	Referencia Part n°	€
1/8"	210400100	-
3/16"	210400300	-
1/4"	210400400	-
5/16"	210400500	-
3/8"	210400600	-
1/2"	210400800	-
5/8"	210401000	-
3/4"	210401200	-
1"	210401600	-

Ferrules for Smooth PTFE SAE 100 R14 smooth surface

Casquillos PTFE Liso alta presión SAE 100 R14 perfil liso

Pressfassungen PTFE-Glattschläuche Hochdruck SAE 100 R14 glatte Oberfläche

Jupes à sertir pour PTFE Lisse haute pression SAE 100 R14 surface lisse



DN	Referencia Part n°	€
1/4"	280400400	-
5/16"	280400500	-
3/8"	280400600	-
1/2"	280400800	-
5/8"	280401000	-

Ferrules for Smooth PTFE high pressure hose with two braids

Casquillos PTFE liso doble malla alta presión

Pressfassungen PTFE-Glattschlauch 2 Geflechte Hochdruck

Jupes à sertir pour PTFE Lisse double tresse haute pression



DN	Referencia Part n°	€
1/4"	210450400	-
3/8"	210450600	-


For other sizes, please check out the crimping table on our website. / Para otros tamaños, consultar tabla de prensado en nuestra web. / Für andere DN Größe, überprüfen Sie bitte die Pressmaßtabelle auf unserer Webseite. / Pour les autres dimensions, voir tableau de sertissage disponible sur notre site web.

Ferrules for Convoluted PTFE

Casquillos PTFE Corrugado alta presión

Pressfassungen für PTFE-Wellschläuche Hochdruck

Jupes à sertir PTFE Convoluté haute pression



DN	Referencia Part n°	€
1/4"	210410400	-
3/8"	210410600	-
1/2"	210410800	-
5/8"	210411000	-
3/4"	210411201	-
1"	210411600	-
1 1/4"	210412001	-
1 1/2"	210412400	-
2"	210413200	-

Ferrules for Convoluted PTFE smooth surface

Casquillos PTFE Corrugado alta presión perfil liso

Pressfassungen für PTFE-Wellschläuche Hochdruck glatte Oberfläche

Jupes à sertir PTFE Convoluté haute pression surface lisse




DN	Referencia Part n°	€
1/4"	280410400	-
3/8"	280410600	-
1/2"	280410800	-
5/8"	280411000	-
3/4"	280411200	-



➡ FACIL MONTAJE
➡ EASY ASSEMBLY

➡ VALIDO PARA CONEXIONES DE 1 Y 2 PIEZAS
➡ SUITABLE FOR 1 & 2 PIECE FITTINGS



CASQUILLOS PERFIL LISO
FERRULES WITH SMOOTH PROFILE

BSP Swivel female 60° cone

Hembras giratorias rectas BSP cono 60°

Dichtkopf mit BSP Ü-Mutter 60°

Femelle tournante gaz cyl BSP 60°



DN	ROSCA THREAD	Referencia Part n°	€
1/8"	1/8" BSP	241000202	-
3/16"	1/8" BSP	241000203	-
1/4"	1/8" BSP	241000204	-
3/16"	1/4" BSP	241000403	-
1/4"	1/4" BSP	241000404	-
5/16"	1/4" BSP	241000405	-
3/8"	1/4" BSP	241000406	-
1/4"	3/8" BSP	241000604	-
5/16"	3/8" BSP	241000605	-
3/8"	3/8" BSP	241000606	-
1/2"	3/8" BSP	241000608	-
1/4"	1/2" BSP	241000804	-
3/8"	1/2" BSP	241000806	-
1/2"	1/2" BSP	241000808	-
5/8"	1/2" BSP	241000810	-
1/2"	5/8" BSP	241001008	-
5/8"	5/8" BSP	241001010	-
1/2"	3/4" BSP	241001208	-
5/8"	3/4" BSP	241001210	-
3/4"	3/4" BSP	241001212	-
3/4"	1" BSP	241001612	-
1"	1" BSP	241001616	-
2"	2" 1/2 BSP	241004032	-
2" 1/2	2" 1/2 BSP	241004040	-
3"	3" BSP	241004848	-


For sizes of 1" 1/4, 1" 1/2 y 2" see with o'ring / Para medidas de 1" 1/4, 1" 1/2 y 2" ver con junta / Für DN 1" 1/4, 1" 1/2 y 2" bitte die Ausführung mit Dichtung einsehen / Pour les dimensions de 1" 1/4, 1" 1/2 y 2" voir avec o'ring

BSP Swivel female 60° cone double hex.

Hembras giratorias BSP 60° doble hexagono

Dichtkopf mit BSP Ü-Mutter BSP 60° doppelt 6 kt

Femelle tournante BSP cône 60° double hexagonal



DN	ROSCA THREAD	Referencia Part n°	€
1/4"	1/4" BSP	244000404	-
5/16"	3/8" BSP	244000605	-
3/8"	3/8" BSP	244000606	-
1/2"	1/2" BSP	244000808	-
3/4"	3/4" BSP	244001212	-
1"	1" BSP	244001616	-
1" 1/4	1" 1/4 BSP	244002020	-
1" 1/2	1" 1/2 BSP	244002424	-
2"	2" BSP	244003232	-

BSP Swivel female 60° cone (90° Elbow)

Hembras giratorias 90° BSP cono 60°

Dichtkopf mit BSP Ü-Mutter 60° kon. 90°

Coude 90° femelle tournante gaz cyl BSP 60°



DN	ROSCA THREAD	Referencia Part n°	€
3/16"	1/8" BSP	241070203	-
1/4"	1/8" BSP	241070204	-
3/16"	1/4" BSP	241070403	-
1/4"	1/4" BSP	241070404	-
1/4"	3/8" BSP	241070604	-
5/16"	3/8" BSP	241070605	-
3/8"	3/8" BSP	241070606	-
1/4"	1/2" BSP	241070804	-
3/8"	1/2" BSP	241070806	-
1/2"	1/2" BSP	241070808	-
1/2"	5/8" BSP	241071008	-
5/8"	5/8" BSP	241071010	-
1/2"	3/4" BSP	241071208	-
5/8"	3/4" BSP	241071210	-
3/4"	3/4" BSP	241071212	-
3/4"	1" BSP	241071612	-
1"	1" BSP	241071616	-

For those bigger than 1" see with o'ring / Para aquellas mayores de 1" ver con junta / Für diejenigen ab 1" vergleichen Sie bitte den Teil mit Dichtung / Pour ceux plus grand que 1" voir avec o'ring

BSP Swivel female 60° cone (45° Elbow)

Hembras giratorias 45° BSP cono 60°

Dichtkopf mit BSP 60° Ü-Mutter 45° kon.

Coude 45° femelle tournante gaz cyl BSP 60°



DN	ROSCA THREAD	Referencia Part n°	€
3/16"	1/8" BSP	241080203	-
1/4"	1/8" BSP	241080204	-
3/16"	1/4" BSP	241080403	-
1/4"	1/4" BSP	241080404	-
1/4"	3/8" BSP	241080604	-
5/16"	3/8" BSP	241080605	-
3/8"	3/8" BSP	241080606	-
3/8"	1/2" BSP	241080806	-
1/2"	1/2" BSP	241080808	-
1/2"	5/8" BSP	241081008	-
5/8"	5/8" BSP	241081010	-
5/8"	3/4" BSP	241081210	-
3/4"	3/4" BSP	241081212	-
3/4"	1" BSP	241081612	-
1"	1" BSP	241081616	-

For those bigger than 1" see with o'ring / Para aquellas mayores de 1" ver con junta / Für diejenigen ab 1" vergleichen Sie bitte den Teil mit Dichtung / Pour ceux plus grand que 1" voir avec o'ring

Standard series fittings

Conexiones Serie Standard
Armaturen Standardserie
Embouts série Standard


TrAle®

BSP Swivel female 60° with o'ring

Hembras giratorias rectas BSP cono 60° con junta tórica

Dichtkopf mit BSP Ü-Mutter 60° mit O-Ring

Femelle tournante droit gaz cyl BSP 60° + o'ring



BSP Swivel female 60° with o'ring, loose nut

Hembras giratorias rectas BSP cono 60° con junta tórica tuerca libre

Dichtkopf BSP 60° kon. mit O-Ring und loser Mutter

Femelle tournante droite gaz cyl BSP 60°+ o'ring, écrou libre



DN	ROSCA THREAD	Referencia Part n°	€
1/4"	1/4" BSP	241100404	-
3/8"	3/8" BSP	241100606	-
1/2"	1/2" BSP	241100808	-
5/8"	5/8" BSP	241101010	-
5/8"	3/4" BSP	241101210	-
3/4"	3/4" BSP	241101212	-
1"	1" BSP	241101616	-
1"	1"1/4 BSP	241102016	-
1"1/4	1"1/4 BSP	241102020	-
1"1/4	1"1/2 BSP	241102420	-
1"1/2	1"1/2 BSP	241102424	-
1"1/2	2" BSP	241103224	-
2"	2" BSP	241103232	-

DN	ROSCA THREAD	Referencia Part n°	€
1/4"	1/4" BSP	241100404L	-
3/8"	3/8" BSP	241100606L	-
1/2"	1/2" BSP	241100808L	-

BSP Swivel female 60° with o'ring, loose nut (90° Elbow)

Hembras giratorias 90° BSP cono 60° con junta tórica tuerca libre

Dichtkopf BSP 60° kon. 90° mit O-Ring und loser Mutter

Coude 90° femelle tournante gaz cyl BSP 60°+ o'ring, écrou libre



BSP Swivel female 60° cone with o'ring (90° Elbow)

Hembras giratorias 90° BSP cono 60° con junta tórica

Dichtkopf mit BSP Ü-Mutter 60° kon. 90° mit O-Ring

Coude 90° femelle tournante gaz cyl BSP 60° + o'ring



DN	ROSCA THREAD	Referencia Part n°	€
1/4"	1/4" BSP	241170404L	-
3/8"	3/8" BSP	241170606L	-
1/2"	1/2" BSP	241170808L	-

DN	ROSCA THREAD	Referencia Part n°	€
1/4"	1/4" BSP	241170404	-
3/8"	3/8" BSP	241170606	-
1/2"	1/2" BSP	241170808	-
5/8"	5/8" BSP	241171010	-
3/4"	3/4" BSP	241171212	-
1"	1" BSP	241171616	-
1"	1"1/4 BSP	241172016	-
1"1/4	1"1/4 BSP	241172020	-
1"1/4	1"1/2 BSP	241172420	-
1"1/2	1"1/2 BSP	241172424	-
2"	2" BSP	241173232	-

BSP Swivel female 60° cone with o'ring (45° Elbow)

Hembras giratorias 45° BSP cono 60° con junta tórica

Dichtkopf mit BSP 60° Ü-Mutter 45° kon. mit O-Ring

Coude 45° femelle tournante gaz cyl BSP 60° + o'ring



DN	ROSCA THREAD	Referencia Part n°	€
3/8"	3/8" BSP	241180606	-
1/2"	1/2" BSP	241180808	-
5/8"	5/8" BSP	241181010	-
3/4"	3/4" BSP	241181212	-
1"	1" BSP	241181616	-
1"1/4	1"1/4 BSP	241182020	-
1"1/2	1"1/2 BSP	241182424	-
2"	2" BSP	241183232	-

BSP Swivel female flat seat

Hembras giratorias rectas BSP asiento plano

Dichtkopf mit BSP Ü-Mutter flachdichtend

Femelle tournante fond plat BSP



DN	ROSCA THREAD	Referencia Part n°	€
1/4"	1/4" BSP	242000404	-
5/16"	3/8" BSP	242000605	-
3/8"	3/8" BSP	242000606	-
3/8"	1/2" BSP	242000806	-
1/2"	1/2" BSP	242000808	-
1/2"	3/4" BSP	242001208	-
3/4"	3/4" BSP	242001212	-
1"	1" BSP	242001616	-
1" 1/4	1" 1/4 BSP	242002020	-
1" 1/2	1" 1/2 BSP	242002424	-

BSP Swivel female flat seat (90° Elbow)

Hembras giratorias 90° BSP asiento plano

Dichtkopf mit BSP Ü-Mutter 90° flachdichtend

Embout à sertir coude 90° femelle tournante fond plat BSP



DN	ROSCA THREAD	Referencia Part n°	€
1/4"	1/4" BSP	242070404	-
3/8"	3/8" BSP	242070606	-
1/2"	1/2" BSP	242070808	-
3/4"	3/4" BSP	242071212	-
1"	1" BSP	242071616	-

BSP Male flat seat

Macho rosca cilíndrica BSP asiento plano

BSP Außengewinde flachdichtend AGR

Mâle fixe gaz cyl fond plat



DN	ROSCA THREAD	Referencia Part n°	€
1/4"	1/4" BSP	242120404	-
3/8"	3/8" BSP	242120606	-
3/8"	1/2" BSP	242120806	-
1/2"	1/2" BSP	242120808	-
3/4"	3/4" BSP	242121212	-
1"	1" BSP	242121616	-

BSP flat seat gaskets

Juntas asiento plano BSP

BSP-Flachsitzdichtungen

Joints à siège plat BSP



ROSCA THREAD	TAMAÑO SIZE	Referencia Part n°	€
1/4" BSP	10.5x5x2	JNBRAP04	-
3/8" BSP	14.5x8x2	JNBRAP06	-
1/2" BSP	18x11x2	JNBRAP08	-
3/4" BSP	24x13x2	JNBRAP12	-
1" BSP	29.5x20x2.5	JNBRAP16	-
1" 1/4 BSP	38x29x2.5	JNBRAP20	-
1" 1/2 BSP	44x30x2.5	JNBRAP24	-
2" BSP	56x46x2.5	JNBRAP32	-

Standard series fittings

Conexiones Serie Standard
Armaturen Standardserie
Embouts série Standard

TrAie®

BSP Swivel female 60° cone forge (90° Elbow)

Hembras giratorias 90° BSP cono 60° (forja)

Dichtkopf mit BSP Ü-Mutter 60° kon. 90° (Guss-Stück)

Coude 90° femelle tournante forge gaz cyl BSP 60°



BSPT Male tapered

Macho rosca cónica BSPT

Außengewinde kon. BSPT 60°

Mâle fixe gaz conique BSPT



DN	ROSCA THREAD	Referencia Part n°	€
1/4"	1/4" BSP	241270404	-
5/16"	3/8" BSP	241270605	-
3/8"	3/8" BSP	241270606	-
3/8"	1/2" BSP	241270806	-
1/2"	1/2" BSP	241270808	-
5/8"	3/4" BSP	241271210	-
3/4"	3/4" BSP	241271212	-

DN	ROSCA THREAD	Referencia Part n°	€
3/16"	1/8" BSPT	241140203	-
1/4"	1/8" BSPT	241140204	-
1/4"	1/4" BSPT	241140404	-
1/4"	3/8" BSPT	241140604	-
5/16"	3/8" BSPT	241140605	-
3/8"	3/8" BSPT	241140606	-
3/8"	1/2" BSP	241140806	-
1/2"	1/2" BSPT	241140808	-
5/8"	3/4" BSPT	241141210	-
3/4"	3/4" BSPT	241141212	-
3/4"	1" BSPT	241141612	-
1"	1" BSPT	241141616	-
1"	1"1/4 BSPT	241142016	-
1"1/4	1"1/4 BSPT	241142020	-
1"1/2	1"1/2 BSPT	241142424	-
2"	2" BSPT	241143232	-

BSP Male parallel 60° cone

Macho rosca cilíndrica BSP cono 60°

Außengewinde zyl. BSP 60° kon.

Mâle fixe gaz cyl BSP 60°



DN	ROSCA THREAD	Referencia Part n°	€
3/16"	1/8" BSP	241120203	-
1/4"	1/8" BSP	241120204	-
1/8"	1/4" BSP	241120402	-
3/16"	1/4" BSP	241120403	-
1/4"	1/4" BSP	241120404	-
3/8"	1/4" BSP	241120406	-
1/4"	3/8" BSP	241120604	-
5/16"	3/8" BSP	241120605	-
3/8"	3/8" BSP	241120606	-
1/2"	3/8" BSP	241120608	-
1/4"	1/2" BSP	241120804	-
3/8"	1/2" BSP	241120806	-
1/2"	1/2" BSP	241120808	-
1/2"	5/8" BSP	241121008	-
5/8"	5/8" BSP	241121010	-
1/2"	3/4" BSP	241121208	-
5/8"	3/4" BSP	241121210	-
3/4"	3/4" BSP	241121212	-
3/4"	1" BSP	241121612	-
1"	1" BSP	241121616	-
1"	1"1/4 BSP	241122016	-
1"1/4	1"1/4 BSP	241122020	-
1"1/2	1"1/2 BSP	241122424	-
2"	2" BSP	241123232	-

Standard series fittings

Conexiones Serie Standard
 Armaturen Standardserie
 Embouts série Standard

Banjo BSP

Orientable BSP

Ringauge BSP

Embout Banjo droit gaz




DN	∅	Referencia Part n°	€
3/16"	1/4" BSP	241110403	-
1/4"	1/4" BSP	241110404	-
5/16"	1/4" BSP	241110405	-
3/8"	1/4" BSP	241110406	-
1/4"	3/8" BSP	241110604	-
5/16"	3/8" BSP	241110605	-
3/8"	3/8" BSP	241110606	-
1/2"	3/8" BSP	241110608	-
3/8"	1/2" BSP	241110806	-
1/2"	1/2" BSP	241110808	-
5/8"	5/8" BSP	241111010	-
1/2"	3/4" BSP	241111208	-
5/8"	3/4" BSP	241111210	-
3/4"	3/4" BSP	241111212	-
1"	1" BSP	241111616	-

BSP bolt for Banjo

Tornillo orientable simple BSP

Einfache Hohlschraube BSP für Ringauge

Vis creuse simple pour banjo filetage gaz BSP



ROSCA THREAD	Referencia Part n°	*€
1/8" BSP	A109002	*
1/4" BSP	A109004	*
3/8" BSP	A109006	*
1/2" BSP	A109008	*
5/8" BSP	A109010	*
3/4" BSP	A109012	*
1" BSP	A109016	*
1"1/4" BSP	A109020	*

*See prices in p.296 (BSP ADAPTORS) / *Ver precios en p.296 (ADAPTADORES BSP) / *Vgl. Sie die Preise auf S. 296 (BSP-ADAPTER) / *Prix à la p.296 (ADAPTEURS BSP)

Standard series fittings

Conexiones Serie Standard
Armaturen Standardserie
Embouts série Standard

TrAie®

JIC Swivel female 37° cone

Hembras giratorias rectas JIC 37°

Dichtkonus mit Ü-Mutter JIC 37°

Femelle tournante droite JIC cône 37°



DN	ROSCA THREAD	Referencia Part n°	€
3/16"	7/16" 20h UNF	241420703	-
1/4"	7/16" 20h UNF	241420704	-
1/4"	1/2" 20h UNF	241420804	-
5/16"	1/2" 20h UNF	241420805	-
1/4"	9/16" 18h UNF	241420904	-
5/16"	9/16" 18h UNF	241420905	-
3/8"	9/16" 18h UNF	241420906	-
3/8"	5/8" 18h UNF	241421006	-
5/16"	3/4" 16h UNF	241421205	-
3/8"	3/4" 16h UNF	241421206	-
1/2"	3/4" 16h UNF	241421208	-
3/8"	7/8" 14h UNF	241421406	-
1/2"	7/8" 14h UNF	241421408	-
5/8"	7/8" 14h UNF	241421410	-
1/2"	1"1/16 12h UNF	241421708	-
5/8"	1"1/16 12h UNF	241421710	-
3/4"	1"1/16 12h UNF	241421712	-
1"	1"1/16 12h UNF	241421716	-
3/4"	1"5/16 12h UNF	241422112	-
1"	1"5/16 12h UNF	241422116	-
1"	1"5/8 12h UNF	241422616	-
1"1/4	1"5/8 12h UNF	241422620	-
1"1/4	1"7/8 12h UNF	241423020	-
1"1/2	1"7/8 12h UNF	241423024	-
2"	2"1/2 12h UNF	241424032	-

JIC swivel female 37° cone double hex.

Hembras giratorias rectas JIC 37° doble hexagono

Dichtkonus mit Ü-Mutter JIC 37° DKJ doppelt 6 kt

Femelle JIC 37° double hexagonal



DN	ROSCA THREAD	Referencia Part n°	€
1/4"	7/16" 20h UNF	242420704	-
1/4"	1/2" 20h UNF	242420804	-
5/16"	9/16" 18h UNF	242420905	-
3/8"	9/16" 18h UNF	242420906	-
3/8"	3/4" 16h UNF	242421206	-
1/2"	3/4" 16h UNF	242421208	-
1/2"	7/8" 14h UNF	242421408	-
3/4"	1"1/16 12h UN	242421712	-
1"	1"5/16 12h UN	242422116	-
1"1/4	1"5/8 12h UN	242422620	-
1"1/2	1"7/8 12h UN	242423024	-
2"	2"1/2 12h UN	242424032	-

JIC Swivel female 37° cone (90° Elbow)

Hembras giratorias 90° JIC 37°

Dichtkonus JIC 37° DKJ 90°

Coude 90° femelle tournante cône JIC 37°



DN	ROSCA THREAD	Referencia Part n°	€
3/16"	7/16" 20h UNF	241380703	-
1/4"	7/16" 20h UNF	241380704	-
1/4"	1/2" 20h UNF	241380804	-
1/4"	9/16" 18h UNF	241380904	-
5/16"	9/16" 18h UNF	241380905	-
3/8"	9/16" 18h UNF	241380906	-
3/8"	5/8" 18h UNF	241381006	-
3/8"	3/4" 16h UNF	241381206	-
1/2"	3/4" 16h UNF	241381208	-
3/8"	7/8" 14h UNF	241381406	-
1/2"	7/8" 14h UNF	241381408	-
5/8"	7/8" 14h UNF	241381410	-
1/2"	1"1/16 12h UNF	241381708	-
5/8"	1"1/16 12h UNF	241381710	-
3/4"	1"1/16 12h UNF	241381712	-
3/4"	1"5/16 12h UNF	241382112	-
1"	1"5/16 12h UNF	241382116	-
1"	1"5/8 12h UNF	241382616	-
1"1/4	1"5/8 12h UNF	241382620	-
1"1/4	1"7/8 12h UNF	241383020	-
1"1/2	1"7/8 12h UNF	241383024	-
2"	2"1/2 12h UNF	241384032	-

JIC swivel female 37° cone (45° Elbow)

Hembras giratorias 45° JIC 37°

Dichtkonus JIC 37° DKJ 45°

Coude 45° femelle tournante cône JIC 37°



DN	ROSCA THREAD	Referencia Part n°	€
1/4"	7/16" 20h UNF	241390704	-
1/4"	1/2" 20h UNF	241390804	-
1/4"	9/16" 18h UNF	241390904	-
5/16"	9/16" 18h UNF	241390905	-
3/8"	9/16" 18h UNF	241390906	-
3/8"	3/4" 16h UNF	241391206	-
1/2"	3/4" 16h UNF	241391208	-
1/2"	7/8" 14h UNF	241391408	-
5/8"	7/8" 14h UNF	241391410	-
1/2"	1"1/16 12h UNF	241391708	-
5/8"	1"1/16 12h UNF	241391710	-
3/4"	1"1/16 12h UNF	241391712	-
3/4"	1"5/16 12h UNF	241392112	-
1"	1"5/16 12h UNF	241392116	-
1"	1"5/8 12h UNF	241392616	-
1"1/4	1"5/8 12h UNF	241392620	-
1"1/4	1"7/8 12h UNF	241393020	-
1"1/2	1"7/8 12h UNF	241393024	-
2"	2"1/2 12h UNF	241394032	-

Male JIC 37° cone

Macho JIC 37°

Außengewinde JIC 37°

Mâle fixe JIC cône 37°



DN	ROSCA THREAD	Referencia Part n°	€
1/4"	7/16" 20h UNF	241400704	-
1/4"	1/2" 20h UNF	241400804	-
5/16"	1/2" 20h UNF	241400805	-
1/4"	9/16" 18h UNF	241400904	-
5/16"	9/16" 18h UNF	241400905	-
3/8"	9/16" 18h UNF	241400906	-
3/8"	3/4" 16h UNF	241401206	-
1/2"	3/4" 16h UNF	241401208	-
3/8"	7/8" 14h UNF	241401406	-
1/2"	7/8" 14h UNF	241401408	-
5/8"	7/8" 14h UNF	241401410	-
1/2"	1"1/16 12h UNF	241401708	-
5/8"	1"1/16 12h UNF	241401710	-
3/4"	1"1/16 12h UNF	241401712	-
3/4"	1"5/16 12h UNF	241402112	-
1"	1"5/16 12h UNF	241402116	-
1"	1"5/8 12h UNF	241402616	-
1"1/4"	1"5/8 12h UNF	241402620	-
1"1/4"	1"7/8 12h UNF	241403020	-
1"1/2"	1"7/8 12h UNF	241403024	-
2"	2"1/2 12h UNF	241404032	-

Double hose tail for crimping

Espigas de prensar dobles

Press-Doppelschlauchstutzen

Embout double jonction



DN	Referencia Part n°	€
1/4"	243000404	-
5/16"	243000505	-
5/16" -- 3/8"	243000506	-
3/8"	243000606	-
1/2"	243000808	-
3/4"	243001212	-
1"	243001616	-

Stecko male connections

Machos Stecko

Außengewinde STECKO

Mâle fixe Stecko



DN	STECKO	Referencia Part n°	€
1/4"	1/4"	241900404	-
3/8"	3/8"	241900606	-
1/2"	1/2"	241900808	-
3/4"	3/4"	241901212	-

Standard series fittings

Conexiones Serie Standard
Armaturen Standardserie
Embouts série Standard


TrAie®

Metric swivel female 24° (L) cone with o'ring

Hembras giratorias Métricas cono 24° (L) con junta

Dichtkopf mit Ü-Mutter kon. 24° DKOL

Femelle tournante droite Métrique (L) cône 24° + o'ring

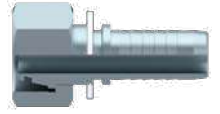


Metric swivel female 24° (S) cone with o'ring

Hembras giratorias Métricas cono 24° (S) con junta

Dichtkopf mit Ü-Mutter kon. 24° DKOS

Femelle tournante droite Métrique (L) cône 24° + o'ring



DN	TUBO PIPE	ROSCA THREAD	SERIE SERIES	Referencia Part n°	€
3/16"	6	12X1,5	L	24804120603	-
1/4"	6	12X1,5	L	24804120604	-
1/4"	8	14X1,5	L	24804140804	-
5/16"	8	14x1,5	L	24804140805	-
3/8"	8	14x1,5	L	24804140806	-
1/4"	10	16X1,5	L	24804161004	-
5/16"	10	16X1,5	L	24804161005	-
3/8"	10	16X1,5	L	24804161006	-
1/4"	12	18X1,5	L	24804181204	-
5/16"	12	18X1,5	L	24804181205	-
3/8"	12	18X1,5	L	24804181206	-
1/2"	12	18x1,5	L	24804181208	-
1/4"	15	22x1,5	L	24804221504	-
5/16"	15	22x1,5	L	24804221505	-
3/8"	15	22X1,5	L	24804221506	-
1/2"	15	22X1,5	L	24804221508	-
3/8"	18	26x1,5	L	24804261806	-
1/2"	18	26X1,5	L	24804261808	-
5/8"	18	26X1,5	L	24804261810	-
3/4"	18	26x1,5	L	24804261812	-
1/2"	22	30x2	L	24804302208	-
5/8"	22	30x2	L	24804302210	-
3/4"	22	30X2	L	24804302212	-
3/4"	28	36x2	L	24804362812	-
1"	28	36X2	L	24804362816	-
1"	35	45x2	L	24804453516	-
1"1/4	35	45X2	L	24804453520	-
1"1/4	42	52X2	L	24804524220	-
1"1/2	42	52X2	L	24804524224	-
2"	42	52x2	L	24804524232	-

DN	TUBO PIPE	ROSCA THREAD	SERIE SERIES	Referencia Part n°	€
1/4"	6	14x1,5	S	24804140604	-
3/16"	8	16X1,5	S	24804160803	-
1/4"	8	16X1,5	S	24804160804	-
5/16"	8	16x1,5	S	24804160805	-
3/8"	8	16x1,5	S	24804160806	-
1/4"	10	18X1,5	S	24804181004	-
5/16"	10	18X1,5	S	24804181005	-
3/8"	10	18x1,5	S	24804181006	-
1/4"	12	20x1,5	S	24804201204	-
5/16"	12	20X1,5	S	24804201205	-
3/8"	12	20X1,5	S	24804201206	-
1/2"	12	20X1,5	S	24804201208	-
5/16"	14	22x1,5	S	24804221405	-
3/8"	14	22X1,5	S	24804221406	-
1/2"	14	22x1,5	S	24804221408	-
1/4"	16	24x1,5	S	24804241604	-
5/16"	16	24x1,5	S	24804241605	-
3/8"	16	24x1,5	S	24804241606	-
1/2"	16	24X1,5	S	24804241608	-
5/8"	16	24x1,5	S	24804241610	-
3/8"	20	30x2	S	24804302006	-
1/2"	20	30x2	S	24804302008	-
5/8"	20	30X2	S	24804302010	-
3/4"	20	30X2	S	24804302012	-
1/2"	25	36x2	S	24804362508	-
5/8"	25	36x2	S	24804362510	-
3/4"	25	36X2	S	24804362512	-
1"	25	36X2	S	24804362516	-
5/8"	30	42x2	S	24804423010	-
3/4"	30	42x2	S	24804423012	-
1"	30	42X2	S	24804423016	-
1"1/4	38	52x2	S	24804523820	-

Metric swivel female 24° cone with o'ring (90° Elbow)

Hembras giratorias 90° Métricas cono 24° con junta tórica

Dichtkegel mit Ü-Mutter kon. 24° DKO 90°

Coude 90° femelle tournante Métrique cône 24° + o'ring



Metric swivel female 24° cone with o'ring (45° Elbow)

Hembras giratorias 45° Métricas cono 24° con junta tórica

Dichtkegel mit Ü-Mutter kon. 24° DKO 45°

Coude 45° femelle tournante Métrique cône 24°+ o'ring



DN	TUBO PIPE	SERIE SERIES	ROSCA THREAD	Referencia Part n°	€
3/16"	6	L	12x1,5	24305120603	-
1/4"	6	L	12x1,5	24305120604	-
1/4"	8	L	14x1,5	24305140804	-
5/16"	8	L	14x1,5	24305140805	-
1/4"	10	L	16x1,5	24305161004	-
5/16"	10	L	16x1,5	24305161005	-
3/8"	10	L	16x1,5	24305161006	-
1/4"	12	L	18x1,5	24305181204	-
5/16"	12	L	18x1,5	24305181205	-
3/8"	12	L	18x1,5	24305181206	-
1/2"	12	L	18x1,5	24305181208	-
3/8"	15	L	22x1,5	24305221506	-
1/2"	15	L	22x1,5	24305221508	-
1/2"	18	L	26x1,5	24305261808	-
5/8"	18	L	26x1,5	24305261810	-
5/8"	22	L	30x2	24305302210	-
3/4"	22	L	30x2	24305302212	-
3/4"	28	L	36x2	24305362812	-
1"	28	L	36x2	24305362816	-
1"1/4	35	L	45x2	24305453520	-
1"1/2	42	L	52x2	24305524224	-
3/16"	6	S	14x1,5	24305140603	-
1/4"	8	S	16x1,5	24305160804	-
5/16"	8	S	16x1,5	24305160805	-
1/4"	10	S	18x1,5	24305181004	-
5/16"	10	S	18x1,5	24305181005	-
3/8"	10	S	18x1,5	24305181006	-
1/4"	12	S	20x1,5	24305201204	-
5/16"	12	S	20x1,5	24305201205	-
3/8"	12	S	20x1,5	24305201206	-
1/2"	12	S	20x1,5	24305201208	-
3/8"	14	S	22x1,5	24305221406	-
3/8"	16	S	24x1,5	24305241606	-
1/2"	16	S	24x1,5	24305241608	-
5/8"	20	S	30x2	24305302010	-
3/4"	20	S	30x2	24305302012	-
3/4"	25	S	36x2	24305362512	-
1"	25	S	36x2	24305362516	-
5/8"	30	S	42x2	24305423010	-
3/4"	30	S	42x2	24305423012	-
1"	30	S	42x2	24305423016	-
1"1/4	38	S	52x2	24305523820	-

DN	TUBO PIPE	SERIE SERIES	ROSCA THREAD	Referencia Part n°	€
3/16"	6	L	12x1,5	24306120603	-
1/4"	6	L	12x1,5	24306120604	-
1/4"	8	L	14x1,5	24306140804	-
5/16"	8	L	14x1,5	24306140805	-
1/4"	10	L	16x1,5	24306161004	-
5/16"	10	L	16x1,5	24306161005	-
3/8"	10	L	16x1,5	24306161006	-
1/4"	12	L	18x1,5	24306181204	-
5/16"	12	L	18x1,5	24306181205	-
3/8"	12	L	18x1,5	24306181206	-
1/2"	12	L	18x1,5	24306181208	-
3/8"	15	L	22x1,5	24306221506	-
1/2"	15	L	22x1,5	24306221508	-
1/2"	18	L	26x1,5	24306261808	-
5/8"	18	L	26x1,5	24306261810	-
5/8"	22	L	30x2	24306302210	-
3/4"	22	L	30x2	24306302212	-
3/4"	28	L	36x2	24306362812	-
1"	28	L	36x2	24306362816	-
1"1/4	35	L	45x2	24306453520	-
1"1/2	42	L	52x2	24306524224	-
3/16"	6	S	14x1,5	24306140603	-
1/4"	8	S	16x1,5	24306140604	-
5/16"	8	S	16x1,5	24306160804	-
1/4"	10	S	18x1,5	24306160805	-
5/16"	10	S	18x1,5	24306181004	-
3/8"	10	S	18x1,5	24306181005	-
1/4"	12	S	20x1,5	24306201204	-
5/16"	12	S	20x1,5	24306201205	-
3/8"	12	S	20x1,5	24306201206	-
1/2"	12	S	20x1,5	24306201208	-
3/8"	14	S	22x1,5	24306221406	-
3/8"	16	S	24x1,5	24306241606	-
1/2"	16	S	24x1,5	24306241608	-
5/8"	20	S	30x2	24306302010	-
3/4"	20	S	30x2	24306302012	-
3/4"	25	S	36x2	24306362512	-
1"	25	S	36x2	24306362516	-
5/8"	30	S	42x2	24306423010	-
3/4"	30	S	42x2	24306423012	-
1"	30	S	42x2	24306423016	-
1"1/4	38	S	52x2	24306523820	-

Standard series fittings

Conexiones Serie Standard
Armaturen Standardserie
Embouts série Standard

Male stud Metric thread 24° cone

Machos fijos Métricos cono 24°

Außengewinde metr. kon. 24°

Mâle fixe Métrique cône 24°



DN	TUBO PIPE	SERIE SERIES	ROSCA THREAD	Referencia Part n°	€
3/16"	6	L	12x1,5	24203120603	-
1/4"	6	L	12x1,5	24203120604	-
1/4"	8	L	14x1,5	24203140804	-
1/4"	10	L	16x1,5	24203161004	-
5/16"	10	L	16x1,5	24203161005	-
3/8"	10	L	16x1,5	24203161006	-
1/4"	12	L	18x1,5	24203181204	-
5/16"	12	L	18x1,5	24203181205	-
3/8"	12	L	18x1,5	24203181206	-
3/8"	15	L	22x1,5	24203221506	-
1/2"	15	L	22x1,5	24203221508	-
1/2"	18	L	26x1,5	24203261808	-
5/8"	18	L	26x1,5	24203261810	-
3/4"	22	L	30x2	24203302212	-
1"	28	L	36x2	24203362816	-
1"1/4	35	L	45x2	24203453520	-
1"1/2	42	L	52x2	24203524224	-
1/4"	8	S	16x1,5	24203160804	-
1/4"	10	S	18x1,5	24203181004	-
5/16"	10	S	18x1,5	24203181005	-
3/8"	10	S	18x1,5	24203181006	-
5/16"	12	S	20x1,5	24203201205	-
3/8"	12	S	20x1,5	24203201206	-
3/8"	14	S	22x1,5	24203221406	-
1/2"	16	S	24x1,5	24203241608	-
5/8"	20	S	30x2	24203302010	-
3/4"	20	S	30x2	24203302012	-
3/4"	25	S	36x2	24203362512	-
1"	25	S	36x2	24203362516	-
1"	30	S	42x2	24203423016	-
1"1/4	38	S	52x2	24203523820	-

Banjo metric

Orientable Métrico Recto

Metr. Ringauge

Banjo droit Métrique



DN	Ø	Referencia Part n°	€
3/16"	M10x1	241161003	-
1/4"	M10x1	241161004	-
5/16"	M10x1	241161005	-
1/8"	M12x1	241161202	-
3/16"	M12x1.5	241161203	-
1/4"	M12x1.5	241161204	-
1/4"	M14x1.5	241161404	-
5/16"	M14x1.5	241161405	-
3/8"	M14x1.5	241161406	-
5/16"	M16x1.5	241161605	-
3/8"	M16x1.5	241161606	-
3/8"	M18x1.5	241161806	-
1/2"	M18x1.5	241161808	-
1/2"	M22x1.5	241162208	-
5/8"	M22x1.5	241162210	-
3/4"	M30x2	241163012	-

Until end of stock / Hasta fin de existencias / Bis zum Ende des Lagerbestandes / Jusqu'à la fin du stock

Metric bolt for Banjo

Tornillo orientable simple rosca Métrica

Einfache Hohlsschraube metr. für Ringauge

Vis creuse simple pour banjo filetage métrique



ROSCA THREAD	Referencia Part n°	€
M8x1	S109208	*
M10x1	S109210	*
M12x1	NEW S10921210	*
M12x1.5	S109212	*
M14x1.5	S109214	*
M16x1.5	S109216	*
M18x1.5	S109218	*
M22x1.5	S109222	*
M26x1.5	S109226	*
M30x1.5	S109230	*

*See prices in p.296 (BSP ADAPTORS) / *Ver precios en p.296 (ADAPTADORES BSP) / *Vgl. Sie die Preise auf S. 296 (BSP-ADAPTER) / *Prix à la p.296 (ADAPTEURS BSP)

Metric standpipe

Esfiga lisa recta Métrica

Metr. Stutzen glatt

Embout lisse droit Métrique



DN	TUBO PIPE	Referencia Part n°	€
1/8"	6	241580602 L	-
3/16"	6	241580603 L	-
1/4"	6	241580604 L	-
3/16"	8	241580803 L	-
1/4"	8	241580804 L	-
5/16"	8	241580805 L	-
5/16"	10	241581005 L	-
3/8"	10	241581006 L	-
3/8"	12	241581206 L	-
1/2"	12	241581208 L	-
3/8"	15	241581506 L	-
1/2"	15	241581508 L	-
1/2"	18	241581808 L	-
5/8"	18	241581810 L	-
3/4"	22	241582212 L	-
1"	28	241582816 L	-
1"1/4	35	241583520 L	-
1"1/2	42	241584224 L	-
1/4"	10	241581004 S	-
1/4"	12	241581204 S	-
5/16"	12	241581205 S	-
3/8"	14	241581406 S	-
1/2"	14	241581408 S	-
1/2"	16	241581608 S	-
3/4"	20	241582012 S	-
1"	25	241582516 S	-
1"	30	241583016 S	-

Standard series fittings

Conexiones Serie Standard
Armaturen Standardserie
Embouts série Standard

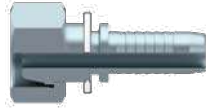
TrAie®

Female metric swivel 24°/60° cone DIN3868

Hembras giratorias Métricas cono 24°/60° DIN3868

Dichtkopf metr. mit Ü-Mutter kon. 24°/60° DIN3868

Femelle tournante Métrique cône 24°-60° DIN3868



Female metric swivel 24°/60° cone (90° Elbow) DIN3868

Hembras giratorias 90° Métricas cono 24°/60° DIN3868

Dichtkopf metr. mit Ü-Mutter 24° kon. 90° DIN3868

Femelle tournante coude 90° Métrique cône 24°-60° DIN3868



DN	TUBO PIPE	ROSCA THREAD	Referencia Part n°	€
1/4"	8L	M14X1.5	244049511	-
1/4"	10L	M16X1.5	244049520	-
5/16"	10L	M16X1.5	244049523	-
3/8"	10L	M16X1.5	244049524	-
5/16"	12L	M18X1.5	244049525	-
3/8"	12L	M18X1.5	244049535	-
3/8"	15L	M22X1.5	244049552	-
1/2"	15L	M22X1.5	244049555	-
5/8"	18L	M26X1.5	244049571	-

DN	TUBO PIPE	ROSCA THREAD	Referencia Part n°	€
1/4"	8L	M14X1.5	244059511	-
1/4"	10L	M16X1.5	244059520	-
5/16"	10L	M16X1.5	244059523	-
3/8"	10L	M16X1.5	244059524	-
5/16"	12L	M18X1.5	244059525	-
3/8"	12L	M18X1.5	244059535	-
3/8"	15L	M22X1.5	244059552	-
1/2"	15L	M22X1.5	244059555	-
5/8"	18L	M26X1.5	244059571	-

Female metric swivel 24°/60° cone (45° Elbow) DIN3868

Hembras giratorias 45° Métricas cono 24°/60° DIN3868


Dichtkopf metr. mit Ü-Mutter kon. 24°/60° DKO 45° DIN3868

Femelle tournante coude 45° Métrique cône 24°-60° DIN3868



DN	TUBO PIPE	ROSCA THREAD	Referencia Part n°	€
1/4"	8L	M14X1.5	244069511	-
5/16"	10L	M16X1.5	244069523	-
3/8"	10L	M16X1.5	244069524	-
5/16"	12L	M18X1.5	244069525	-
3/8"	12L	M18X1.5	244069535	-
1/2"	15L	M22X1.5	244069555	-
5/8"	18L	M26X1.5	244069571	-

ROSCA MÉTRICA - ESTANQUEIDAD CONO METAL-METAL



METRIC THREAD - METAL-METAL CONE SEAL

NPT male thread

Macho rosca cónica NPT

Außengewinde kon. NPT 60°

Mâle fixe gaz conique NPT




DN	ROSCA THREAD	Referencia Part n°	€
3/16"	1/8" NPT	241610203	-
1/4"	1/8" NPT	241610204	-
3/16"	1/4" NPT	241610403	-
1/4"	1/4" NPT	241610404	-
5/16"	1/4" NPT	241610405	-
3/8"	1/4" NPT	241610406	-
1/4"	3/8" NPT	241610604	-
5/16"	3/8" NPT	241610605	-
3/8"	3/8" NPT	241610606	-
1/2"	3/8" NPT	241610608	-
3/8"	1/2" NPT	241610806	-
1/2"	1/2" NPT	241610808	-
5/8"	1/2" NPT	241610810	-
1/2"	3/4" NPT	241611208	-
5/8"	3/4" NPT	241611210	-
3/4"	3/4" NPT	241611212	-
1"	3/4" NPT	241611216	-
3/4"	1" NPT	241611612	-
1"	1" NPT	241611616	-
1"	1" 1/4 NPT	241612016	-
1" 1/4"	1" 1/4 NPT	241612020	-
1" 1/4"	1" 1/2 NPT	241612420	-
1" 1/2"	1" 1/2 NPT	241612424	-
1" 1/2"	2" NPT	241613224	-
2"	2" NPT	241613232	-

NPSM swivel female

Hembras giratorias NPSM

Dichtkopf mit Ü-Mutter NPSM

Femelle tournante NPSM



DN	ROSCA THREAD	Referencia Part n°	€
1/4"	1/4" NPSM	242610404	-
3/8"	3/8" NPSM	242610606	-
1/2"	1/2" NPSM	242610808	-
3/4"	3/4" NPSM	242611212	-
1"	1" NPSM	242611616	-

Komatsu swivel female 60° cone

Hembras giratorias rectas Komatsu cono 60°

Dichtkopf gerade Komatsu kon. 60°

Femelle tournante droite Komatsu Métrique (cône 60°)



DN	ROSCA THREAD	Referencia Part n°	€
1/4"	M14X1.5	258049625	-
3/8"	M18X1.5	258049635	-
1/2"	M22X1.5	258049655	-
5/8"	M24X1.5	258049665	-
3/4"	M30X1.5	258049684	-
1"	M33X1.5	258049685	-
1" 1/4"	M36X1.5	258049695	-
1" 1/2"	M42X1.5	258049697	-

TOYOTA swivel female

Hembras giratorias rectas TOYOTA

Dichtkopf gerade TOYOTA

Femelle tournante TOYOTA



DN	ROSCA THREAD	Referencia Part n°	€
1/4"	1/4" BSP	251000404	-
3/8"	3/8" BSP	251000606	-
1/2"	1/2" BSP	251000808	-
3/4"	3/4" BSP	251001212	-
1"	1" BSP	251001616	-

Standard series fittings

Conexiones Serie Standard
Armaturen Standardserie
Embouts série Standard

TrAie®

Metric stud 24° cone French Series

Macho Métrico cono 24° serie francesa

Gewindezapfen 24° Franz. Serie

Mâle fixe Série Française Métrique 24°



DN	TUBO PIPE	ROSCA THREAD	Referencia Part n°	€
1/4"	13.2	M20X1.5	245032013204	-
5/16"	13.2	M20X1.5	245032013205	-
3/8"	13.2	M20X1.5	245032013206	-
5/16"	16.7	M24X1.5	245032416705	-
3/8"	16.7	M24X1.5	245032416706	-
1/2"	16.7	M24X1.5	245032416708	-
5/8"	21.2	M30X1.5	245033021210	-
3/4"	21.2	M30X1.5	245033021212	-
3/4"	26.7	M36X1.5	245033626712	-
1"	33.5	M45X1.5	245034533516	-

Metric stud for agricultural valve

Macho Métrico válvula agrícola

Außengewinde metr. für Ventile (Landwirtschaft)

Mâle fixe Métrique pour valve agricole



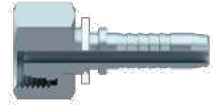
DN	ROSCA THREAD	Referencia Part n°	€
1/4"	M18X1.5	245051804	-
5/16"	M18X1.5	245051805	-
3/8"	M18X1.5	245051806	-

Metric swivel female 24° cone French Series

Hembra giratoria recta Métrica cono 24° serie francesa

Dichtkopf metr. Ü-Mutter 24° franz. Serie kon.

Femelle tournante Série Française Métrique 24°



DN	TUBO PIPE	ROSCA THREAD	Referencia Part n°	€
1/4"	13.2	M20X1.5	245042013204	-
5/16"	13.2	M20X1.5	245042013205	-
3/8"	13.2	M20X1.5	245042013206	-
5/16"	16.7	M24X1.5	245042416705	-
3/8"	16.7	M24X1.5	245042416706	-
1/2"	16.7	M24X1.5	245042416708	-
5/8"	21.2	M30X1.5	245043021210	-
3/4"	26.7	M36X1.5	245043626712	-
1"	33.5	M45X1.5	245044533516	-

Metric swivel female 24° cone French Series (90° Elbow)

Hembra giratoria 90° Métrica cono 24° serie francesa

Dichtkonus 90° Bogen metr. 24°, franz. Serie kon.

Femelle tournante coude 90° Série Française Métrique 24°



DN	TUBO PIPE	ROSCA THREAD	Referencia Part n°	€
5/16"	13.2	M20X1.5	245052013205	-
3/8"	13.2	M20X1.5	245052013206	-
1/2"	16.7	M24X1.5	245052416708	-
5/8"	21.2	M30X1.5	245053021210	-
3/4"	26.7	M36X1.5	245053626712	-

ORFS Swivel female straight flat seat

Hembra giratoria recta ORFS asiento plano

Dichtkopf mit Ü-Mutter gerade ORFS flachdichtend

Femelle tournante -ORFS fond plat



DN	ROSCA THREAD	Referencia Part n°	€
1/4"	9/16" 18h UNF	449000404	-
1/4"	11/16" 16h UNF	449000604	-
5/16"	11/16" 16h UNF	449000605	-
3/8"	11/16" 16h UNF	449000606	-
3/8"	13/16" 16h UNF	449000806	-
1/2"	13/16" 16h UNF	449000808	-
1/2"	1" 14h UNF	449001008	-
5/8"	1" 14h UNF	449001010	-
1/2"	1" 3/16 12h UNF	449001208	-
3/4"	1" 3/16 12h UNF	449001212	-
3/4"	1" 7/16 12h UNF	449001612	-
1"	1" 7/16 12h UNF	449001616	-
1"1/4	1"11/16 12h UNF	449002020	-
1"1/2	2" 12h UNF	449002424	-

ORFS Swivel female flat seat (90° Elbow)

Hembra giratoria 90° ORFS asiento plano

Dichtkopf mit Ü-Mutter ORFS 90° flachdichtend

Femelle tournante coude 90° -ORFS fond plat



DN	ROSCA THREAD	Referencia Part n°	€
1/4"	9/16" 18h UNF	449070404	-
1/4"	11/16" 16h UNF	449070604	-
5/16"	11/16" 16h UNF	449070605	-
3/8"	11/16" 16h UNF	449070606	-
3/8"	13/16" 16h UNF	449070806	-
1/2"	13/16" 16h UNF	449070808	-
1/2"	1" 14h UNF	449071008	-
5/8"	1" 14h UNF	449071010	-
1/2"	1" 3/16-12h UNF	449071208	-
3/4"	1" 3/16 12h UNF	449071212	-
3/4"	1" 7/16 12h UNF	449071612	-
1"	1" 7/16 12h UNF	449071616	-
1"1/4	1"11/16 12h UNF	449072020	-
1"1/2	2" 12h UNF	449072424	-

ORFS Male flat seat + o-ring

Machos ORFS asiento plano con junta tórica

Außengewinde ORFS flachdichtend mit O-Ring

Mâle fixe -ORFS fond plat + o'ring



DN	ROSCA THREAD	Referencia Part n°	€
1/4"	9/16" 18h UNF	449120404	-
1/4"	11/16" 16h UNF	449120604	-
5/16"	11/16" 16h UNF	449120605	-
3/8"	11/16" 16h UNF	449120606	-
3/8"	13/16" 16h UNF	449120806	-
1/2"	13/16" 16h UNF	449120808	-
1/2"	1" 14h UNF	449121008	-
5/8"	1" 14h UNF	449121010	-
1/2"	1" 3/16 12h UNF	449121208	-
3/4"	1" 3/16 12h UNF	449121212	-
3/4"	1" 7/16 12h UNF	449121612	-
1"	1" 7/16 12h UNF	449121616	-
1"1/4	1"11/16-12h UNF	449122020	-

ORFS Swivel female (45° Elbow) flat seat

Hembra giratoria 45° ORFS asiento plano

Dichtkopf mit Ü-Mutter ORFS 45° flachdichtend

Femelle tournante coude 45° -ORFS fond plat



DN	ROSCA THREAD	Referencia Part n°	€
1/4"	9/16" 18h UNF	449080404	-
1/4"	11/16" 16h UNF	449080604	-
5/16"	11/16" 16h UNF	449080605	-
3/8"	11/16" 16h UNF	449080606	-
3/8"	13/16" 16h UNF	449080806	-
1/2"	13/16" 16h UNF	449080808	-
1/2"	1" 14h UNF	449081008	-
5/8"	1" 14h UNF	449081010	-
1/2"	1" 3/16 12h UNF	449081208	-
3/4"	1" 3/16 12h UNF	449081212	-
3/4"	1" 7/16 12h UNF	449081612	-
1"	1" 7/16 12h UNF	449081616	-
1"1/4	1"11/16 12h UNF	449082020	-
1"1/2	2" 12h UNF	449082424	-

O-rings for ORFS

Juntas tóricas para ORFS

O-Ringe für ORFS

O'rings pour ORFS



Ø INT. Ø INNER	Espesor (mm) Thickness (mm)	Referencia Part n°	€
7,65	1,78	7.65X1.78	-
9,25	1,78	9.25X1.78	-
12,42	1,78	12.42X1.78	-
15,60	1,78	15.60X1.78	-
18,77	1,78	18.77X1.78	-
23,52	1,78	23.52X1.78	-
29,87	1,78	29.87X1.78	-
37,82	1,78	37.82X1.78	-

Standard series fittings

Conexiones Serie Standard

Armaturen Standardserie

Embouts série Standard

TrAie®

3000 PSI SAE Straight Flange / Code 61

Brida recta SAE 3000 PSI

Gerader Flansch SAE 3000 PSI

Bride SAE droite série 3000 PSI



DN	Ø	Referencia Part n°	€
1/2"	30.2	241820808	-
1/2"	38.1	241821208	-
5/8"	38.1	241821210	-
3/4"	38.1	241821212	-
3/4"	44.5	241821612	-
1"	44.5	241821616	-
1"	50.8	241822016	-
1 1/4"	50.8	241822020	-
1 1/4"	60.3	241822420	-
1 1/2"	60.3	241822424	-
1 1/2"	71.4	241823224	-
2"	71.4	241823232	-
2 1/2"	84.1	241824040	-
3"	101.6	241824848	-

6000 PSI SAE Straight Flange / Code 62

Brida recta SAE 6000 PSI

Gerader Flansch SAE 6000 PSI

Bride SAE droite série 6000 PSI



DN	Ø	Referencia Part n°	€
1/2"	31.8	242820808	-
1/2"	41.3	242821208	-
5/8"	41.3	242821210	-
3/4"	41.3	242821212	-
3/4"	47.6	242821612	-
1"	47.6	242821616	-
1"	54	242822016	-
1 1/4"	54	242822020	-
1 1/4"	63.5	242822420	-
1 1/2"	63.5	242822424	-
1 1/2"	79.4	242823224	-
2"	79.4	242823232	-

3000 PSI SAE Flange (90° Elbow) / Code 61

Brida a 90° SAE 3000 PSI

Flansch 90° SAE 3000 PSI

Bride SAE coude 90° série 3000 PSI



DN	Ø	Referencia Part n°	€
1/2"	30.2	241830808	-
1/2"	38.1	241831208	-
5/8"	38.1	241831210	-
3/4"	38.1	241831212	-
3/4"	44.5	241831612	-
1"	44.5	241831616	-
1"	50.8	241832016	-
1 1/4"	50.8	241832020	-
1 1/4"	60.3	241832420	-
1 1/2"	60.3	241832424	-
1 1/2"	71.4	241833224	-
2"	71.4	241833232	-

6000 PSI SAE Flange (90° Elbow) / Code 62

Brida a 90° SAE 6000 PSI

Flansch 90° SAE 6000 PSI

Bride SAE coude 90° série 6000 PSI



DN	Ø	Referencia Part n°	€
1/2"	31.8	242830808	-
1/2"	41.3	242831208	-
5/8"	41.3	242831210	-
3/4"	41.3	242831212	-
3/4"	47.6	242831612	-
1"	47.6	242831616	-
1"	54	242832016	-
1 1/4"	54	242832020	-
1 1/4"	63.5	242832420	-
1 1/2"	63.5	242832424	-
1 1/2"	79.4	242833224	-
2"	79.4	242833232	-

3000 PSI SAE Flange (45° Elbow) / Code 61

Brida a 45° SAE 3000 PSI

Flansch 45° SAE 3000 PSI

Bride SAE coude 45° série 3000 PSI



DN	Ø	Referencia Part n°	€
1/2"	30.2	241840808	-
1/2"	38.1	241841208	-
5/8"	38.1	241841210	-
3/4"	38.1	241841212	-
3/4"	44.5	241841612	-
1"	44.5	241841616	-
1"	50.8	241842016	-
1 1/4"	50.8	241842020	-
1 1/4"	60.3	241842420	-
1 1/2"	60.3	241842424	-
1 1/2"	71.4	241843224	-
2"	71.4	241843232	-

6000 PSI SAE Flange (45° Elbow) / Code 62

Brida a 45° SAE 6000 PSI

Flansch 45° SAE 6000 PSI

Bride SAE coude 45° série 6000 PSI



DN	Ø	Referencia Part n°	€
1/2"	31.8	242840808	-
1/2"	41.3	242841208	-
5/8"	41.3	242841210	-
3/4"	41.3	242841212	-
3/4"	47.6	242841612	-
1"	47.6	242841616	-
1"	54	242842016	-
1 1/4"	54	242842020	-
1 1/4"	63.5	242842420	-
1 1/2"	63.5	242842424	-
1 1/2"	79.4	242843224	-
2"	79.4	242843232	-

Standard series fittings

Conexiones Serie Standard
Armaturen Standardserie
Embouts série Standard

9000 PSI straight Flange (14,3)

Brida recta 9000 PSI (14,3)

Gerader Flansch SAE 9000 PSI (14,3)

Bride tournante droite série 9000 PSI (14,3)



DN	∅	Referencia Part n°	€
3/4"	41,3	442821212	-
3/4"	47,6	442821612	-
1"	47,6	442821616	-
1"	54	442822016	-
1" 1/4	54	442822020	-
1" 1/2	63,5	442822424	-

9000 PSI 90° Flange (14,3)

Brida a 90° 9000 PSI (14,3)

Flansch 90° SAE 9000 PSI (14,3)

Bride tournante coude 90° série 9000 PSI (14,3)



DN	∅	Referencia Part n°	€
3/4"	41,3	442831212	-
3/4"	47,6	442831612	-
1"	47,6	442831616	-
1"	54	442832016	-
1" 1/4	54	442832020	-
1" 1/2	63,5	442832424	-

9000 PSI 45° Flange (14,3)

Brida a 45° 9000 PSI (14,3)

Flansch 45° SAE 9000 PSI (14,3)

Bride tournante coude 45° série 9000 PSI (14,3)



DN	∅	Referencia Part n°	€
3/4"	41,3	442841212	-
3/4"	47,6	442841612	-
1"	47,6	442841616	-
1"	54	442842016	-
1" 1/4	54	442842020	-
1" 1/2	63,5	442842424	-

Standard series fittings

Conexiones Serie Standard
Armaturen Standardserie
Embouts série Standard


TrAie®

3000/6000 PSI SAE Split flanges

Bridas SAE partidas (semibridas) 3000/6000 PSI

SAE-Halbflansche 3000/6000 PSI

Demi-bridés rectangulaires de fixation SAE 3000/6000 PSI



SERIE SERIES	TAMAÑO SIZE	Referencia Part n°	€
3000 PSI	1/2"	BBP308	-
3000 PSI	3/4"	BBP312	-
3000 PSI	1"	BBP316	-
3000 PSI	1"1/4	BBP320	-
3000 PSI	1"1/2	BBP324	-
3000 PSI	2"	BBP332	-
3000 PSI	2"1/2	BBP340	-
3000 PSI	3"	BBP348	-
3000 PSI	3"1/2	BBP356	-
3000 PSI	4"	BBP364	-
6000 PSI	1/2"	BBP608	-
6000 PSI	3/4"	BBP612	-
6000 PSI	1"	BBP616	-
6000 PSI	1"1/4	BBP620	-
6000 PSI	1"1/2	BBP624	-
6000 PSI	2"	BBP632	-


€/pair / €/par / €/para / €/paire

3000/6000 PSI SAE Flanges

Bridas SAE enteras (monoblock) 3000/6000 PSI

SAE-Vollflansche 3000/6000 PSI

Bridés monobloc rectangulaires de fixation SAE 3000/6000 PSI




SERIE SERIES	TAMAÑO SIZE	Referencia Part n°	€
3000 PSI	1/2"	BBE308	-
3000 PSI	3/4"	BBE312	-
3000 PSI	1"	BBE316	-
3000 PSI	1"1/4	BBE320	-
3000 PSI	1"1/2	BBE324	-
3000 PSI	2"	BBE332	-
3000 PSI	2"1/2	BBE340	-
3000 PSI	3"	BBE348	-
3000 PSI	3"1/2	BBE356	-
3000 PSI	4"	BBE364	-
3000 PSI	5"	BBE380	-
6000 PSI	1/2"	BBE608	-
6000 PSI	3/4"	BBE612	-
6000 PSI	1"	BBE616	-
6000 PSI	1"1/4	BBE620	-
6000 PSI	1"1/2	BBE624	-
6000 PSI	2"	BBE632	-

Screws for SAE flanges

Tornillos para bridas SAE

Schrauben für SAE-Flansche

Vis pour brides SAE



ROSCA THREAD	TAMAÑO SIZE	Referencia Part n°	€
M8X30	3000-6000 PSI 1/2"	TB8X30	*
M10X35	3000 PSI 3/4"-1"	TB10X35	*
M10X40	3000 PSI 1" 1/4 - 6000 PSI 3/4"	TB10X40	*
M12X45	3000 PSI 1"1/2-2"-2"1/2-6000 PSI 1"	TB12X45	*
M14X45	6000 PSI 1"1/4	TB14X45	*
M16X50	3000 PSI 3"-3" 1/2-4"- 6000 PSI 1" 1/2	TB16X50	*
M20X70	6000 PSI 2"	TB20X70	*

*See prices in p.258 / *Ver precios en p.258 / *Vgl. Sie die Preise auf S. 258 / *Prix à la p.258

Seals for 3000/6000 PSI flange

Juntas para bridas SAE 3000/6000 PSI

Dichtungen 3000/6000 PSI-Flansch

Joints pour bride série 3000/6000



TAMAÑO SIZE	Ø INT. Ø INNER	Ø EXT. Ø OUTER	Referencia Part n°	€
1/2"	17.02	25.40	JBR08	-
3/4"	23.36	31.72	JBR12	-
1"	31.24	39.62	JBR16	-
1"1/4	36.07	44.45	JBR20	-
1"1/2	45.34	53.98	JBR24	-
2"	54.86	63.50	JBR32	-

O'rings for 3000/6000 PSI SAE flanges

Juntas tóricas para bridas SAE 3000/6000 PSI

O-Ringe für 3000/6000 PSI-Flansch

O'rings pour bride série 3000/6000 PSI



TAMAÑO SIZE	Ø INT. Ø INNER	Referencia Part n°	€
1/2"	18.64	18.64X3.53	-
3/4"	24.99	24.99X3.53	-
1"	32.92	32.92X3.53	-
1"1/4	37.70	37.70X3.53	-
1"1/2	47.22	47.22X3.53	-
2"	56.74	56.74X3.53	-

Male terminal steel hydro-wash

Macho pistola hidrolavadora

Außengewinde für Waschgeräte

Mâle fixe spécial pistolet-hydroneettoyage



DN	Referencia Part n°	€
1/4"	230400400	-

Handle in black rubber

Empuñaduras de goma negras

Handgriff Gummi schwarz

Poignée hydroneettoyage de gomme noire



DN	Ø EXT. Ø OUTER	Ø INT. Ø INNER	Referencia Part n°	€
1/4"	29	15,5	230600400	-
5/16"	35	18	230600500	-
3/8"	35	21	230600600	-

Handle with grey rubber

Empuñaduras de goma grises

Handgriff Gummi grau

Poignée hydroneettoyage de gomme grise



DN	Ø EXT. Ø OUTER	Ø INT. Ø INNER	Referencia Part n°	€
1/4"	29	15,5	230610400	-
3/8"	35	22	230610600	-

Until end of stock / Hasta fin de existencias / Bis zum Ende des Lagerbestandes / Jusqu'à la fin du stock

Swivel female hydro-wash

Terminal Karcher acero

Dichtkopf für Waschgeräte Stahl

Embout femelle tournante acier spécial hydroneettoyage



DN	ROSCA THREAD	DESCRIPCIÓN DESCRIPTION	Referencia Part n°	€
1/4"	M22X1.5	STD	230700400	-
5/16"	M22X1.5	STD	230700500	-
3/8"	M22X1.5	STD	230700600	-
1/4"	M22X1.5	LONG	230720400	-
5/16"	M22X1.5	LONG	230720500	-
3/8"	M22X1.5	LONG	230720600	-

Handle in blue rubber

Empuñaduras de goma azules

Handgriff Gummi blau

Poignée hydroneettoyage de gomme bleue



DN	Ø EXT. Ø OUTER	Ø INT. Ø INNER	Referencia Part n°	€
1/4"	29	15,5	230620400	-
5/16"	35	18	230620500	-
3/8"	35	21	230620600	-
1/2"	35	23	NEW 230620800	-

Swivel female CO2 fitting W21.8

Hembras giratorias racor CO2 W21.8

Drehbare CO2-Verschraubung W21.8

Raccord CO2 femelle tournante W21.8



DN	ROSCA THREAD	Referencia Part n°	€
3/8"	W 21,8 14h	2470421806	-
1/2"	W 21,8 14h	2470421808	-

90° Swivel female CO2 fitting W21.8



Hembra giratoria 90° racor CO2 W21.8

90° Drehbare CO2-Verschraubung W21.8

Raccord CO2 90° femelle tournante W21.8



DN	ROSCA THREAD	Referencia Part n°	€
3/8"	W 21,8 14h	2470521806	-
1/2"	W 21,8 14h	2470521808	-



Fittings BW+ Series R13/R15 No Skive

Conexiones Serie BW+ R13/R15 No Pelar
Armaturen Serie BW+ R13/R15 ohne Schälung
Embouts R13/R15 Série BW+ Sans denuder

TrAle®

Ferrules R13/R15 for fittings BW/BW+ series

Casquillos R13/R15 para serie BW/BW+

Pressfassungen R13/R15 für Armaturen Serie BW/BW+

Jupes R13/R15 pour embouts série BW/BW+



DN	Referencia Part n°	€
1"1/4	AC690102000	-
1"1/2	AC690102400	-
2"	AC690103200	-

BSP Swivel female 60° cone with joint (90° Elbow)

Hembras giratorias 90° BSP cono 60° con junta

Dichtkopf mit BSP Ü-Mutter 60° kon. 90° mit O-Ring

Coude 90° femelle tournante gaz cyl BSP 60° avec joint



DN	ROSCA THREAD	Referencia Part n°	€
1"1/4	1"1/4 BSP	661172020	-

Until end of stock / Hasta fin de existencias / Bis zum Ende des Lagerbestandes / Jusqu'à la fin du stock

BSP Swivel female 60° cone with joint (45° Elbow)

Hembras giratorias 45° BSP cono 60° con junta

Dichtkopf mit BSP 60° Ü-Mutter kon. 45° mit O-Ring

Coude 45° femelle tournante gaz cyl BSP 60° avec joint



DN	ROSCA THREAD	Referencia Part n°	€
1"1/4	1"1/4 BSP	661182020	-

Until end of stock / Hasta fin de existencias / Bis zum Ende des Lagerbestandes / Jusqu'à la fin du stock

BSP Male 60° cone

Macho BSP cono 60°

Außengewinde BSP kon. 60°

Mâle BSP cône 60°



DN	ROSCA THREAD	Referencia Part n°	€
1"1/4	1"1/4 BSP	661122020	-
1"1/2	1"1/2 BSP	661122424	-
2"	2" BSP	661123232	-

BSP Swivel female 60° cone with o'ring wire nut

NEW

Hembras giratorias rectas BSP cono 60° con junta tuerca engargolada

Dichtkopf mit BSP Ü-Mutter 60° mit O-Ring Muffenmutter

Femelle tournante gaz cyl BSP 60° avec joint écrou à douille



DN	ROSCA THREAD	Referencia Part n°	€
1"1/4	1"1/4 BSP	665102020	-
1"1/2	1"1/2 BSP	665102424	-
2"	2" BSP	665103232	-

BSP Swivel female 60° cone with joint (90° Elbow) wire nut

NEW

Hembras giratorias 90° BSP cono 60° con junta tuerca engargolada

Dichtkopf mit BSP Ü-Mutter 60° kon. 90° mit O-Ring Muffenmutter

Coude 90° femelle tournante gaz cyl BSP 60° avec joint écrou à douille



DN	ROSCA THREAD	Referencia Part n°	€
1"1/4 BSP	1"1/4 BSP	665172020	-
1"1/2 BSP	1"1/2 BSP	665172424	-
2" BSP	2" BSP	665173232	-

BSP Swivel female 60° cone with joint (45° Elbow) wire nut

NEW

Hembras giratorias 45° BSP cono 60° con junta tuerca engargolada

Dichtkopf mit BSP 60° Ü-Mutter kon. 45° mit O-Ring Muffenmutter

Coude 45° femelle tournante gaz cyl BSP 60° avec joint écrou à douille



DN	ROSCA THREAD	Referencia Part n°	€
1"1/4	1"1/4 BSP	665182020	-
1"1/2	1"1/2 BSP	665182424	-
2"	2" BSP	665183232	-

FLEXIBLE HOSE FITTINGS

FLOW MEASURING

EQUIPMENT FOR FLEXIBLE HOSES

Fittings BW+ Series R13/R15 No Skive

Conexiones Serie BW+ R13/R15 No Pelar
 Armaturen Serie BW+ R13/R15 ohne Schälung
 Embouts R13/R15 Série BW+ Sans denuder

JIC 37° male

Macho JIC 37°

Außengewinde JIC 37°

Mâle JIC 37°



DN	ROSCA THREAD	Referencia Part n°	€
1" 1/4	1"5/8 12h UNF	661402620	-
1"1/2	1"7/8 12 UNF	661403024	-
2"	2" 1/2 12 UNF	661404032	-

Metric swivel female 24° seat with o'ring (90° Elbow)

Hembras giratorias 90° Métricas cono 24° con junta tórica

Dichtkegel mit Ü-Mutter kon. 24° DKO 90°

Coude 90° femelle Métrique 24° avec o'ring



DN	ROSCA THREAD	Referencia Part n°	€
1"1/4	M52X2	66205523820	-

JIC 37° Swivel female doble hexagonal wire nut



Hembras giratorias rectas JIC 37° doble hexagonal con tuerca engargolada

Dichtkonus mit Ü-Mutter JIC 37° DKJ doppelt 6 kt Muffenmutter

Femelle JIC 37° double hexagonale avec écrou à douille



DN	ROSCA THREAD	Referencia Part n°	€
1"1/4	1"5/8 12h	665422620	-
1"1/2	1"7/8 12h	665423024	-
2"	2"1/2 12h	665424032	-

Metric swivel female 24° seat with o'ring (45° Elbow)

Hembras giratorias 45° Métricas cono 24° con junta tórica

Dichtkegel mit Ü-Mutter kon. 24° DKO 45°

Coude 45° femelle Métrique 24° avec o'ring



DN	ROSCA THREAD	Referencia Part n°	€
1"1/4	M52X2	66206523820	-

JIC 37° swivel female (90° Elbow) wire nut



Hembras giratorias 90° JIC 37° tuerca engargolada

Dichtkonus JIC 37° DKJ 90° Muffenmutter

Coude 90° femelle JIC 37° avec écrou à douille



DN	ROSCA THREAD	Referencia Part n°	€
1"1/4	1"5/8 12h	665382620	-
1"1/2	1"7/8 12h	665383024	-
2"	2"1/2 12h	665384032	-

JIC 37° swivel female (90° Elbow) wire nut



Hembras giratorias 90° JIC 37° tuerca engargolada

Dichtkonus JIC 37° DKJ 90° Muffenmutter

Coude 90° femelle JIC 37° avec écrou à douille



DN	ROSCA THREAD	Referencia Part n°	€
1"1/4	1"5/8 12 UN	665392620	-
1"1/2	1"7/8 12 UN	665393024	-
2"	2"1/2 12 UN	665394032	-

Fittings BW+ Series R13/R15 No Skive

Conexiones Serie BW+ R13/R15 No Pelar
 Armaturen Serie BW+ R13/R15 ohne Schälung
 Embouts R13/R15 Série BW+ Sans denuder

TrAie®

6000 PSI SAE Straight flange

Brida recta SAE 6000 PSI

Gerader Flansch SAE 6000 PSI

Bride SAE droite série 6000 PSI



DN	∅	Referencia Part n°	€
1" 1/4	54	662822020	-
1" 1/2	63.5	662822424	-
2"	79.4	662823232	-

6000 PSI SAE 90° Flange

Brida a 90° SAE 6000 PSI

Flansch 90° SAE 6000 PSI

Bride SAE coude 90° série 6000 PSI



DN	∅	Referencia Part n°	€
1" 1/4	54	662832020	-
1" 1/2	63.5	662832424	-
2"	79.4	662833232	-

6000 PSI SAE 45° flange

Brida a 45° SAE 6000 PSI

Flansch 45° SAE 6000 PSI

Bride SAE coude 45° série 6000 PSI



DN	∅	Referencia Part n°	€
1" 1/4	54	662842020	-
1" 1/2	63.5	662842424	-
2"	79.4	662843232	-

ORFS Swivel female straight double hexagonal

Hembra giratoria recta ORFS asiento plano doble hexagonal

Dichtkopf gerade ORFS flachdichtend doppelt 6 kt

Femelle droite ORFS double hexagonal



DN	ROSCA THREAD	Referencia Part n°	€
1" 1/4	1"11/16 12h UNF	669012020	-
1" 1/2	2" 12h UNF	669012424	-

ORFS Swivel female (90° Elbow)

Hembra giratoria 90° ORFS asiento plano

Dichtkopf mit Ü-Mutter ORFS 90° flachdichtend

Coude 90° femelle ORFS



DN	ROSCA THREAD	Referencia Part n°	€
1" 1/4	1"11/16 12h UNF	669072020	-
1" 1/2	2" 12h UNF	669072424	-

ORFS Swivel female (45° Elbow)

Hembra giratoria 45° ORFS asiento plano

Dichtkopf mit Ü-Mutter ORFS 45° flachdichtend

Coude 45° femelle ORFS




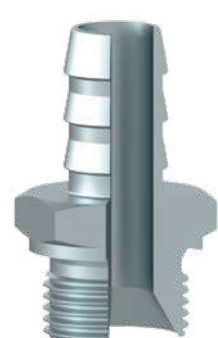













ROSCA THREAD	Referencia Part n°	€
1"11/16 12h UNF	669082020	-
2" 12h UNF	669082424	-

INFINITAS SOLUCIONES PARA CONEXIONES DE MANGUERAS:

ENDLESS SOLUTIONS FOR HOSE FITTINGS:

■ **Diversos diseños para cumplir las necesidades de conexión**
Several designed connections focused on the specific different requirements

					
PUSH-IN NEUMÁTICO	PUSH-ON NEUMÁTICO	PUSH-ON HIDRÁULICO	BAJA PRESIÓN	SOLDABLE	REUSABLE
NEUMATIC PUSH-IN	NEUMATIC PUSH-ON	HYDRAULIC PUSH-ON	LOW PRESSURE	WELDING	REUSABLE
★	★	★★	★★	★★	★★★

								
UNA SOLA PIEZA 43 (COMPACTA)	ESTÁNDAR	BWS	UNA SOLA PIEZA BW (COMPACTA)	BW NO PELAR	BW+	INTERLOCK	MICROHOSE	ALTA PRESIÓN (700BAR)
ONE PIECE 43 (COMPACT)	STANDARD	BWS	ONE PIECE BW (COMPACT)	BW NO SKIVE	BW+	INTERLOCK	MICROHOSE	HIGH PRESSURE (700BAR)
★★★★★	★★★★★	★★★★★	★★★★★	★★★★★	★★★★★	★★★★★	★★★★★	★★★★★

Interlock series fittings

Conexiones Serie Interlock

Armaturen Interlock

Embouts à sertir Interlock


TrAle®

Ferrules DIN 20023-4SH

Casquillos 4SH

Pressfassungen 4SH

Jupe à sertir DIN 20023 4SH




DN	MANGUERA HOSE	Referencia Part n°	€
3/4"	4SH / R13 / R15	A610101200	-
1"	4SH / R13 / R15	A610101600	-
1"1/4	4SH	A610102000	-
1"1/2	4SH	A610102400	-
2"	4SH	A610103200	-

Ferrules SAE 100 R13/R15

Casquillos R13-R15

Pressfassungen R13-R15

Jupe à sertir DIN 20023 R13/R15



DN	MANGUERA HOSE	Referencia Part n°	€
1"1/4	R13/R15	610102000	-
1"1/2	R13/R15	610102400	-
2"	R13/R15	610103200	-

BSP Swivel female 60° cone + o'ring (90° Elbow)

Hembras giratorias 90° BSP cono 60° con junta

Dichtkopf mit BSP Ü-Mutter 60° kon. 90° mit O-Ring

Femelle tournante coude 90° gaz cyl BSP 60°+ o'ring



DN	ROSCA THREAD	Referencia Part n°	€
1"	1" BSP	641071616	-
2"	2" BSP	641073232	-

Until end of stock / Hasta fin de existencias / Bis zum Ende des Lagerbestandes / Jusqu'à la fin du stock

BSP Swivel female 60° cone + o'ring (45° Elbow)

Hembras giratorias 45° BSP cono 60° con junta

Dichtkopf mit BSP 60° Ü-Mutter kon. 45° mit O-Ring

Femelle tournante coude 45° gaz cyl BSP 60° + o'ring



DN	ROSCA THREAD	Referencia Part n°	€
3/4"	3/4" BSP	641081212	-
1"	1" BSP	641081616	-
1"1/2	1"1/2 BSP	641082424	-
2"	2" BSP	641083232	-

Until end of stock / Hasta fin de existencias / Bis zum Ende des Lagerbestandes / Jusqu'à la fin du stock

BSP Male 60° cone

Macho rosca cilíndrica BSP cono 60°

Außengewinde zyl. BSP 60° kon.

Mâle fixe gaz cyl BSP 60°



DN	ROSCA THREAD	Referencia Part n°	€
3/4"	3/4" BSP	641121212	-
1"	1" BSP	641121616	-
1"1/4	1"1/4 BSP	641122020	-
1"1/2	1"1/2 BSP	641122424	-
2"	2" BSP	641123232	-

NPT Male

Macho rosca NPT

Außengewinde NPT

Mâle fixe NPT



DN	ROSCA THREAD	Referencia Part n°	€
3/4"	3/4" NPT	641611212	-
1"	1" NPT	641611616	-
1"1/4	1"1/4 NPT	641612020	-
1"1/2	1"1/2 NPT	641612424	-
2"	2" NPT	641613232	-

Interlock series fittings

Conexiones Serie Interlock

Armaturen Interlock

Embouts à sertir Interlock

BSP Swivel female 60° cone + o'ring wired nut

Hembras giratorias rectas BSP cono 60° con junta (tuerca engargolada)

Dichtkopf mit BSP Ü-Mutter 60° mit O-Ring Drahtmutter

Femelle tournante gaz cyl BSP 60° + o'ring écrou à joint



DN	ROSCA THREAD	Referencia Part n°	€
3/4"	3/4" BSP	645001212	-
1"	1" BSP	645001616	-
1"1/4	1"1/4 BSP	645002020	-
1"1/2	1"1/2 BSP	645002424	-
2"	2" BSP	645003232	-

BSP Swivel female 60° cone + o'ring (45° Elbow) wired nut

Hembras giratorias 45° BSP cono 60° con junta (tuerca engargolada)

Dichtkopf mit BSP 60° Ü-Mutter kon. 45° mit O-Ring Drahtmutter

Femelle tournante coude 45° gaz cyl BSP 60° + o'ring écrou à joint



DN	ROSCA THREAD	Referencia Part n°	€
3/4"	3/4" BSP	645081212	-
1"	1" BSP	645081616	-
1"1/4	1"1/4 BSP	645082020	-
1"1/2	1"1/2 BSP	645082424	-
2"	2" BSP	645083232	-

BSP Swivel female 60° cone + o'ring (90° Elbow) wired nut



Hembras giratorias 90° BSP cono 60° con junta (tuerca engargolada)

Dichtkopf mit BSP Ü-Mutter 60° kon. 90° mit O-Ring Drahtmutter

Femelle tournante coude 90° gaz cyl BSP 60°+ o'ring écrou à joint



DN	ROSCA THREAD	Referencia Part n°	€
3/4"	3/4" BSP	645071212	-
1"	1" BSP	645071616	-
1"1/4	1"1/4 BSP	645072020	-
1"1/2	1"1/2 BSP	645072424	-
2"	2" BSP	645073232	-



Interlock series fittings

Conexiones Serie Interlock
Armaturen Interlock
Embouts à sertir Interlock

TrAie®

JIC 37° Swivel female (90° Elbow)

Hembras giratorias 90° JIC 37°

Dichtkonus JIC 37° DKJ 90°

Femelle tournante coude 90° JIC 37°



DN	ROSCA THREAD	Referencia Part n°	€
1"	1"5/16 12h UNF	641382116	-
1"1/4	1"5/8 12h UNF	641382620	-
1"1/2	1"7/8 12h UNF	641383024	-

Until end of stock / Hasta fin de existencias / Bis zum Ende des Lagerbestandes / Jusqu'à la fin du stock

JIC 37° Swivel female wired nut

Hembras giratorias rectas JIC 37° (Engargolada)

Dichtkonus mit Ü-Mutter JIC 37° Drahtmutter

Femelle tournante JIC 37° écrou à joint



ROSCA THREAD	DN	Referencia Part n°	€
1"1/16 12 UN	3/4"	645421712	-
1"5/16 12 UN	1"	645422116	-
1"5/8 12 UN	1"1/4	645422620	-
1"7/8 12 UN	1"1/2	645423024	-
2"1/2 12 UN	2"	645424032	-

JIC 37° Swivel female (45° Elbow)

Hembras giratorias 45° JIC 37°

Dichtkonus JIC 37° DKJ 45°

Femelle tournante coude 45° JIC 37°



DN	ROSCA THREAD	Referencia Part n°	€
3/4"	1"1/16 12h UNF	641391712	-
1"	1"5/16 12h UNF	641392116	-
1"1/4	1"5/8 12h UNF	641392620	-
1"1/2	1"7/8 12h UNF	641393024	-
2"	2"1/2 12h UNF	641394032	-

Until end of stock / Hasta fin de existencias / Bis zum Ende des Lagerbestandes / Jusqu'à la fin du stock

JIC 37° Swivel female (90° Elbow) wired nut

Hembras giratorias 90° JIC 37° (Engargolada)

Dichtkonus JIC 37° DKJ 90° Drahtmutter

Femelle tournante coude 90° JIC 37° écrou à joint



DN	ROSCA THREAD	Referencia Part n°	€
3/4"	1"1/16 12h UNF	645381712	-
1"	1"5/16 12h UNF	645382116	-
1"1/4	1"5/8 12h UNF	645382620	-
1"1/2	1"7/8 12h UNF	645383024	-
2"	2"1/2 12h UNF	645384032	-

JIC 37° male

Macho JIC 37°

Außengewinde JIC 37°

Mâle fixe JIC 37°



DN	ROSCA THREAD	Referencia Part n°	€
3/4"	1"1/16 12h UNF	641401712	-
1"	1"5/16 12h UNF	641402116	-
1"1/4	1"5/8 12h UNF	641402620	-
1"1/2	1"7/8 12h UNF	641403024	-
2"	2"1/2 12h UNF	641404032	-

JIC 37° Swivel female (45° Elbow) wired nut


Hembras giratorias 45° JIC 37° (Engargolada)

Dichtkonus JIC 37° DKJ 45° Drahtmutter

Femelle tournante coude 45° JIC 37° écrou à joint



DN	ROSCA THREAD	Referencia Part n°	€
3/4"	1"1/16 12h UNF	645391712	-
1"	1"5/16 12h UNF	645392116	-
1"1/4	1"5/8 12h UNF	645392620	-
1"1/2	1"7/8 12h UNF	645393024	-
2"	2"1/2 12h UNF	645394032	-



Interlock series fittings

Conexiones Serie Interlock
Armaturen Interlock
Embouts à sertir Interlock

Metric swivel female 24° seat with o'ring

Hembra giratoria recta Métrica cono 24° con junta tórica

Dichtkopf metr. 24° mit Ü-Mutter und O-Ring kon.

Femelle tournante Métrique 24° + o'ring



DN	TUBO PIPE	SERIE SERIES	ROSCA THREAD	Referencia Part n°	€
3/4"	20	S	M30X2	64204302012	-
3/4"	25	S	M36X2	64204362512	-
1"	25	S	M36X2	64204362516	-
1"	30	S	M42X2	64204423016	-
1 1/4"	38	S	M52X2	64204523820	-

Metric swivel female 24° seat with o'ring for hammer

Hembra giratoria recta Métrica cono 24° C/J martillos

Dichtkopf metr. 24° mit Ü-Mutter und O-Ring kon. Für Hammer

Femelle tournante Métrique 24° + o'ring pour marteau



DN	TUBO PIPE	ROSCA THREAD	SERIE SERIES	Referencia Part n°	€
3/4"	25	M36X2	S	NAM362512	-
1"	30	M42X2	S	NAM423016	-
1 1/4"	38	M52X2	S	NAM523820	-

With Interlock ferrule included (same crimping diameter as ferrule A61010) / Se venden con casquillo Interlock incluido (mismo diámetro de prensado que los casquillos A61010...) / Inclusive Presshülse Interlock (gleicher Pressmaß wie Presshülsen A61010...) / Avec jupe Interlock incluse (même diamètre de sertissage que la jupe A61010)

Metric swivel female 24° seat with o'ring (45° Elbow)

Hembra giratoria 45° Métrica cono 24° con junta tórica

Dichtkopf 45° metr. mit Ü-Mutter und O-Ring

Femelle tournante coude 45° Métrique + o'ring



DN	TUBO PIPE	SERIE SERIES	ROSCA THREAD	Referencia Part n°	€
3/4"	20	S	M30X2	64206302012	-
3/4"	25	S	M36X2	64206362512	-
1"	30	S	M42X2	64206423016	-
1 1/4"	38	S	M52X2	64206523820	-

Metric swivel female 24° seat with o'ring (90° Elbow)

Hembra giratoria 90° Métrica cono 24° con junta tórica

Dichtkopf 90° metr. 24° mit Ü-Mutter und O-Ring kon.

Femelle tournante coude 90° Métrique + o'ring



DN	TUBO PIPE	SERIE SERIES	ROSCA THREAD	Referencia Part n°	€
3/4"	20	S	M30X2	64205302012	-
3/4"	25	S	M36X2	64205362512	-
1"	30	S	M42X2	64205423016	-
1 1/4"	38	S	M52X2	64205523820	-

Metric male stud 24° cone

Macho rosca Métrica cono 24°

Außengewinde metr. kon. 24°

Mâle fixe Métrique 24° série lourde



DN	TUBO PIPE	SERIE SERIES	ROSCA THREAD	Referencia Part n°	€
3/4"	20	S	M30X2	64203302012	-
3/4"	25	S	M36X2	64203362512	-
1"	30	S	M42X2	64203423016	-
1 1/4"	38	S	M52X2	64203523820	-

Interlock series fittings

Conexiones Serie Interlock
Armaturen Interlock
Embouts à sertir Interlock

TrAie[®]

ORFS Swivel female

Hembras rectas ORFS

Dichtkopf gerade für ORFS

Femelle droite ORFS



DN	ROSCA THREAD	Referencia Part n°	€
3/4"	1"3/16 12h UNF	649001212	-
1"	1"7/16 12h UNF	649001616	-
1"1/4	1"11/16 12h UNF	649002020	-
1"1/2	2" 12h UNF	649002424	-

ORFS Swivel female (90° Elbow)

Codos 90° ORFS

90° Winkel ORFS

Coude 90° femelle ORFS



DN	ROSCA THREAD	Referencia Part n°	€
3/4"	1"3/16 12h UNF	649071212	-
1"	1"7/16 12h UNF	649071616	-
1"1/4	1"11/16 12h UNF	649072020	-
1"1/2	2" 12h UNF	649072424	-

ORFS Swivel female (45° Elbow)

Codos 45° ORFS

45° Bogen ORFS

Coude 45° femelle ORFS



DN	ROSCA THREAD	Referencia Part n°	€
3/4"	1"3/16 12h UNF	649081212	-
1"	1"7/16 12h UNF	649081616	-
1"1/4	1"11/16 12h UNF	649082020	-

3000 PSI SAE Straight Flange / Code 61

Brida SAE 3000 PSI

Flansch SAE 3000 PSI

Bride SAE droite série 3000 PSI



DN	∅	Referencia Part n°	€
3/4"	38.1	641821212	-
3/4"	44.5	641821612	-
1"	44.5	641821616	-
1"	50.8	641822016	-
1"1/4	50.8	641822020	-
1"1/4	60.3	641822420	-
1"1/2	60.3	641822424	-
2"	71.4	641823232	-

6000 PSI SAE Straight Flange / Code 62

Brida SAE 6000 PSI

Flansch SAE 6000 PSI

Bride SAE droite série 6000 PSI



DN	∅	Referencia Part n°	€
3/4"	41.3	642821212	-
3/4"	47.6	642821612	-
1"	47.6	642821616	-
1"	54	642822016	-
1"1/4	54	642822020	-
1"1/4	63.5	642822420	-
1"1/2	63.5	642822424	-
2"	79.4	642823232	-

3000 PSI SAE Flange (90° Elbow) / Code 61

Brida a 90° SAE 3000 PSI

Flansch 90° SAE 3000 PSI

Bride SAE coude 90° série 3000 PSI



DN	∅	Referencia Part n°	€
3/4"	38.1	641831212	-
3/4"	44.5	641831612	-
1"	44.5	641831616	-
1"	50.8	641832016	-
1"1/4	50.8	641832020	-
1"1/4	60.3	641832420	-
1"1/2	60.3	641832424	-
2"	71.4	641833232	-

6000 PSI SAE Flange (90° Elbow) / Code 62

Brida a 90° SAE 6000 PSI

Flansch 90° SAE 6000 PSI

Bride SAE coude 90° série 6000 PSI



DN	∅	Referencia Part n°	€
3/4"	41.3	642831212	-
3/4"	47.6	642831612	-
1"	47.6	642831616	-
1"	54	642832016	-
1"1/4	54	642832020	-
1"1/4	63.5	642832420	-
1"1/2	63.5	642832424	-
2"	79.4	642833232	-

3000 PSI SAE Flange (45° Elbow) / Code 61

Brida a 45° SAE 3000 PSI

Flansch 45° SAE 3000 PSI

Bride SAE coude 45° série 3000 PSI



DN	∅	Referencia Part n°	€
3/4"	38.1	641841212	-
3/4"	44.5	641841612	-
1"	44.5	641841616	-
1"1/4	50.8	641842020	-
1"1/4	60.3	641842420	-
1"1/2	60.3	641842424	-
2"	71.4	641843232	-

6000 PSI SAE Flange (45° Elbow) / Code 62

Brida a 45° SAE 6000 PSI

Flansch 45° SAE 6000 PSI

Bride SAE coude 45° série 6000 PSI



DN	∅	Referencia Part n°	€
3/4"	41.3	642841212	-
3/4"	47.6	642841612	-
1"	47.6	642841616	-
1"	54	642842016	-
1"1/4	54	642842020	-
1"1/2	63.5	642842424	-
2"	79.4	642843232	-

Interlock series fittings

Conexiones Serie Interlock
Armaturen Interlock
Embouts à sertir Interlock

TrAie®

9000 PSI Straight flange (14,3)

Brida 9000 PSI (14,3)

Flansch SAE 9000 PSI (14,3)

Bride droite série 9000 PSI (14,3)



DN	∅	Referencia Part n°	€
3/4"	41,3	643821212	-
1"	47,6	643821616	-
1"	54	643822016	-
1"1/4	54	643822020	-
1"1/4	63,5	643822420	-
1"1/2	63,5	643822424	-

90° 9000 PSI Flange (14,3)

Brida a 90° 9000 PSI (14,3)

Flansch 90° SAE 9000 PSI (14,3)

Bride coude 90° série 9000 PSI (14,3)



DN	∅	Referencia Part n°	€
3/4"	41,3	643831212	-
1"	47,6	643831616	-
1"	54	643832016	-
1"1/4	54	643832020	-
1"1/2	63,5	643832424	-

45° 9000 PSI Flange (14,3)

Brida a 45° 9000 PSI (14,3)

Flansch 45° SAE 9000 PSI (14,3)

Bride coude 45° série 9000 PSI (14,3)



DN	∅	Referencia Part n°	€
3/4"	41,3	643841212	-
1"	47,6	643841616	-
1"	54	643842016	-
1"1/4	54	643842020	-
1"1/2	63,5	643842424	-

Poclair male flange

Espiga para brida macho Poclair

Poclair Flansch M

Embout bride mâle Poclair



DN	∅	Referencia Part n°	€
3/4"	3/4"	648011212	-
1"	1"	648011616	-
1"1/4	1"1/4	648012020	-


Until end of stock / Hasta fin de existencias / Bis zum Ende des Lagerbestandes / Jusqu'à la fin du stock

Female Poclair flange 4 holes

Brida entera hembra Poclair 4 agujeros

Vollflansch Poclair w 4 Bohrungen

Bride rectangulaire de fixation femelle Poclair-4 trous



TAMAÑO SIZE	Referencia Part n°	€
3/4"	448061212	-
1"	448061616	-
1"1/4	448062020	-


Until end of stock / Hasta fin de existencias / Bis zum Ende des Lagerbestandes / Jusqu'à la fin du stock

Male Poclair flange 4 holes

Brida entera macho Poclair 4 agujeros

Vollflansch Poclair m 4 Bohrungen

Bride rectangulaire de fixation mâle Poclair-4 trous



TAMAÑO SIZE	Referencia Part n°	€
1"	448051616	-
1"1/4	448052020	-


Until end of stock / Hasta fin de existencias / Bis zum Ende des Lagerbestandes / Jusqu'à la fin du stock

Male Poclair flange 2 holes

Brida entera macho Poclair 2 agujeros

Vollflansch Poclair m 2 Bohrungen

Bride ovale fixation mâle Poclair 2 trous



TAMAÑO SIZE	Referencia Part n°	€
5/8"	448071010	-
3/4"	448071212	-
1"	448071616	-
1"1/4	448072020	-

Until end of stock / Hasta fin de existencias / Bis zum Ende des Lagerbestandes / Jusqu'à la fin du stock

Poclair female flange

Espiga para brida hembra Poclair

Poclair Flansch F

Embout bride femelle Poclair



DN	∅	Referencia Part n°	€
3/4"	3/4"	648021212	-
1"	1"	648021616	-

Until end of stock / Hasta fin de existencias / Bis zum Ende des Lagerbestandes / Jusqu'à la fin du stock

ONE PIECE SERIES

Serie Compacta
Einteilige Armaturen
Série Pré-sertis

- One piece fittings 1SC / 1SN / 2SC / R6 / 2TE
Conexiones compactas 1SC / 1SN / 2SC / R6 / 2TE
Einteilige Armaturen 1SC / 1SN / 2SC / R6 / 2TE
Embouts pré-sertis 1SC / 1SN / 2SC / R6 / 2TE



EN 857 1SC	EN 853 1 SN SAE 100 R1AT	EN 857 2SC	EN 854 SAE 100 R6	EN 854 2TE
---------------	-----------------------------------	---------------	-------------------------	---------------

- One piece fittings 43 Series R1AT / R2AT / 1SN / 2SN / R16 / 2SC / 3TE / R17
Conexiones compactas Serie 43 R1AT / R2AT / 1SN / 2SN / R16 / 2SC / 3TE / R17
Einteilige Armaturen Serie 43 R1AT / R2AT / 1SN / 2SN / R16 / 2SC / 3TE / R17
Embouts pré-sertis R1AT / R2AT / 1SN / 2SN / R16 / 2SC / 3TE Série 43/R17



EN 853 1SN SAE 100R1AT	EN 853 2 SN SAE 100 R2AT	EN 857 2SC SAE 100 R16	SUPERSERVICE 155° 2SC	3TE
------------------------------	-----------------------------------	---------------------------------	-----------------------------	-----

- One piece fittings Standar BWS Series NON SKIVE 3SP / 4SP / 4SH / R12
Conexiones compactas Serie BWS NO PELAR 3SP / 4SP / 4SH / R12
Einteilige Armaturen Serie BWS OHNE SCHÄLUNG 3SP / 4SP / 4SH / R12
Embouts pré-sertis BWS SANS DÉNUDÉ 3SP / 4SP / 4SH / R12



NO PELAR
NO SKIVE

3SP	EN 856 4SP SAE 100 R9R	EN 856 4SH	EN856 R12 SAE 100	EN 856 R13 SAE 100	SAE 100 R15
3/4"-1"					

- One piece fittings BW+ Series NON SKIVE R13 / R15
Conexiones compactas Serie BW+ NO PELAR R13 / R15
Einteilige Armaturen Serie BW+ OHNE SCHÄLUNG R13 / R15
Embouts pré-sertis BW+ SANS DÉNUDÉ R13 / R15



NO PELAR
NO SKIVE

EN 856 SAE 100 R13	SAE 100 R15
--------------------------	----------------

- Piece fittings R7 / R8 & braid of steel wire
Conexiones compactas R7 / R8 y elastómero malla metálica
Einteilige Armaturen R7/ R8 und Elastomer/Metallumfl.
Embouts pré-sertis R7 / R8 et tresse métallique



SAE 100 R7	SAE 100 R8	Metallic braid elastomer
---------------	---------------	--------------------------------

- One piece fittings for smooth PTFE R14
Conexiones compactas PTFE liso R14
Einteilige Armaturen PTFE-Glattschlauch R14
Embouts pré-sertis pour PTFE lisse R14



Smooth PTFE 1 braid

- One piece fittings for convoluted PTFE
Conexiones compactas PTFE corrugado
Einteilige Armaturen PTFE-Wellenschlauch
Embouts pré-sertis pour PTFE convolute



Convoluted
PTFE

Ferrules for one piece fittings

Casquillos para racores de una sola pieza

Pressfassungen für einteilige Armaturen


Jupes pour embouts pré-sertis

Ferrules 1SC/1SN/2SC/R6/2TE/R17

Casquillos 1SC/1SN/2SC/R6/2TE/R17

Pressfassungen 1SC/1SN/2SC/R6/2TE/R17

Jupes à sertir 1SC/1SN/2SC/R6/2TE/R17




DN	Referencia Part n°	€
1/4"	SC21120400	-
5/16"	SC21120500	-
3/8"	SC21120600	-
1/2"	SC21120800	-
5/8"	SC21121000	-
3/4"	SC21121200	-
1"	SC21121600	-

Ferrules 1SN/2SN/R16/2SC/3TE/R17 for one piece fittings 43 series

Casquillos 1SN/2SN /R16/2SC/3TE/R17 para conexiones de una sola pieza serie 43

Pressf. R1AT/R2AT/1SN/2SN/R16/2SC/3TE/R17 für einteil. Armaturen Serie 43

Jupes 1SN/2SN/R16/2SC/3TE/R17 pour embouts pré-sertis série 43




DN	Referencia Part n°	€
1/4"	PFC221200400	-
5/16"	PFC221200500	-
3/8"	PFC221200600	-
1/2"	PFC221200800	-
5/8"	PFC221201000	-
3/4"	PFC221201200	-
1"	PFC221201600	-
1"1/4	PFC221202000	-
1"1/2	PFC221202400	-
2"	PFC221203200	-

Ferrules R12/3SP/4SP/4SH non skive

Casquillos R12/3SP/4SP/4SH no pelar

Pressfassungen 3SP/4SP/R12/4SH ohne Schälung

Jupes à sertir R12/3SP/4SP/4SH sans dénudage




DN	Referencia Part n°	€
3/8"	DI222400600	-
1/2"	DI222400800	-
5/8"	DI222401000	-
3/4"	DI222401200	-
1"	DI222401600	-
1" 1/4	DI222402000	-
1" 1/2	DI222402400	-
2"	DI222403200	-

Ferrules SAE 100 R6, R7, R8 and metallic braid

Casquillos R6, R7, R8 y malla metálica

Pressfassungen R6/R7/R8 und Metallumfl.

Jupes à sertir R6, R7, R8 et tresse métallique




DN	Referencia Part n°	€
1/8"	DI2300200	-
3/16"	DI2300300	-
1/4"	DI2300400	-
5/16"	DI2300500	-
3/8"	DI2300600	-
1/2"	DI2300800	-
5/8"	DI2301000	-
3/4"	DI2301200	-
1"	DI2301600	-

Ferrules for Smooth PTFE SAE 100 R14 smooth surface

Casquillos PTFE Liso alta presión SAE 100 R14 perfil liso

Pressfassungen PTFE-Glattschläuche Hochdruck SAE 100 R14 glatte Oberfläche

Jupes à sertir pour PTFE Lisse haute pression SAE 100 R14 surface lisse




DN	Referencia Part n°	€
1/4"	280400400	-
5/16"	280400500	-
3/8"	280400600	-
1/2"	280400800	-
5/8"	280401000	-

Ferrules for Corrugated PTFE smooth surface

Casquillos PTFE Corrugado alta presión perfil liso

Pressfassungen für PTFE-Wellenschläuche Hochdruck glatte Oberfläche

Jupes à sertir PTFE Convoluté haute pression surface lisse



DN	Referencia Part n°	€
1/4"	280410400	-
3/8"	280410600	-
1/2"	280410800	-
5/8"	280411000	-
3/4"	280411200	-

Ferrules R13/R15 for fittings BW/BW+ series

Casquillos R13/R15 para serie BW/BW+

Pressfassungen R13/R15 für Armaturen Serie BW/BW+

Jupes R13/R15 pour embouts série BW/BW+



DN	Referencia Part n°	€
1"1/4	AC690102000	-
1"1/2	AC690102400	-
2"	AC690103200	-

One piece fittings 43 Series 1SN / R1AT / 2SN / R2AT / R16 / 2SC / 3TE / R17

Conexiones Serie 43 una sola pieza 1SN / R1AT / 2SN / R2AT / R16 / 2SC / 3TE / R17

Einteilige Armaturen Serie 43 1SN / R1AT / 2SN / R2AT / R16 / 2SC / 3TE / R17

Embouts pré-sertis Série 43 1SN / R1AT / 2SN / R2AT / R16 / 2SC / 3TE / R17


TrAle®

One piece JIC 37° female

Hembras giratorias rectas una sola pieza JIC 37°

Dichtkopf mit Ü-Mutter einteilig JIC 37°

Femelle pré-sertie JIC 37°



One piece back up hex JIC 37° female

Hembras giratorias rectas una sola pieza JIC 37° doble hexagonal

Dichtkopf mit Ü-Mutter einteilig JIC 37° doppelt 6 kt

Femelle pré-sertie JIC 37° double hexagonal



DN	ROSCA THREAD	Referencia Part n°	€
1/4"	7/16" 20h UNF	281420704	-
1/4"	1/2" 20h UNF	281420804	-
5/16"	1/2" 20h UNF	281420805	-
1/4"	9/16" 18h UNF	281420904	-
5/16"	9/16" 18h UNF	281420905	-
3/8"	9/16" 18h UNF	281420906	-
3/8"	5/8" 18h UNF	281421006	-
5/16"	3/4" 16h UNF	281421205	-
3/8"	3/4" 16h UNF	281421206	-
1/2"	3/4" 16h UNF	281421208	-
3/8"	7/8" 14h UNF	281421406	-
1/2"	7/8" 14h UNF	281421408	-
5/8"	7/8" 14h UNF	281421410	-
1/2"	1" 1/16 12h UNF	281421708	-
5/8"	1" 1/16 12h UNF	281421710	-
3/4"	1" 1/16 12h UNF	281421712	-
1"	1" 1/16 12h UNF	281421716	-
3/4"	1" 5/16 12h UNF	281422112	-
1"	1" 5/16 12h UNF	281422116	-
1"	1" 5/8 12h UNF	281422616	-
1" 1/4	1" 5/8 12h UNF	281422620	-
1" 1/4	1" 7/8 12h UNF	281423020	-
1" 1/2	1" 7/8 12h UNF	281423024	-
2"	2" 1/2 12h UNF	281424032	-

DN	ROSCA THREAD	Referencia Part n°	€
1/4"	7/16" 20h UNF	282420704	-
1/4"	1/2" 20h UNF	282420804	-
5/16"	9/16" 18h UNF	282420905	-
3/8"	9/16" 18h UNF	282420906	-
3/8"	3/4" 16h UNF	282421206	-
1/2"	3/4" 16h UNF	282421208	-
1/2"	7/8" 14h UNF	282421408	-
3/4"	1" 1/16 12h UNF	282421712	-
1"	1" 5/16 12h UNF	282422116	-
1" 1/4	1" 5/8 12h UNF	282422620	-
1" 1/2	1" 7/8 12h UNF	282423024	-
2"	2" 1/2 12h UNF	282424032	-

One piece JIC 37° Female (90° Elbow)

Hembras giratorias 90° una sola pieza JIC 37°

Dichtkopf einteilig Ü-Mutter 37° JIC 90°

Coude 90° femelle pré-sertie JIC 37°



One piece JIC 37° male

Machos una sola pieza rosca JIC 37°

Außengewinde einteilig JIC37°

Mâle pré-serti JIC 37°



DN	ROSCA THREAD	Referencia Part n°	€
1/4"	7/16" 20h UNF	281400704	-
1/4"	1/2" 20 H UNF	281400804	-
5/16"	1/2" 20h UNF	281400805	-
1/4"	9/16" 18h UNF	281400904	-
5/16"	9/16" 18h UNF	281400905	-
3/8"	9/16" 18h UNF	281400906	-
3/8"	3/4" 16 h UNF	281401206	-
1/2"	3/4" 16h UNF	281401208	-
3/8"	7/8" 14h UNF	281401406	-
1/2"	7/8" 14h UNF	281401408	-
5/8"	7/8" 14h UNF	281401410	-
1/2"	1" 1/16 12h UNF	281401708	-
5/8"	1" 1/16-12h UNF	281401710	-
3/4"	1" 1/16 12h UNF	281401712	-
3/4"	1" 5/16 12h UNF	281402112	-
1"	1" 5/16 12h UNF	281402116	-
1"	1" 5/8 12h UNF	281402616	-
1" 1/4	1" 5/8 12h UNF	281402620	-
1" 1/4	1" 7/8 12h UNF	281403020	-
1" 1/2	1" 7/8 12h UNF	281403024	-
2"	2" 1/2 12h UNF	281404032	-

DN	ROSCA THREAD	Referencia Part n°	€
1/4"	7/16" 20h UNF	281380704	-
1/4"	1/2" 20h UNF	281380804	-
1/4"	9/16" 18h UNF	281380904	-
5/16"	9/16" 18h UNF	281380905	-
3/8"	9/16" 18h UNF	281380906	-
3/8"	5/8" 18h UNF	281381006	-
3/8"	3/4" 16h UNF	281381206	-
1/2"	3/4" 16h UNF	281381208	-
3/8"	7/8" 14h UNF	281381406	-
1/2"	7/8" 14h UNF	281381408	-
5/8"	7/8" 14h UNF	281381410	-
1/2"	1" 1/16 12h UNF	281381708	-
5/8"	1" 1/16 12h UNF	281381710	-
3/4"	1" 1/16 12h UNF	281381712	-
3/4"	1" 5/16 12h UNF	281382112	-
1"	1" 5/16 12h UNF	281382116	-
1"	1" 5/8 12h UNF	281382616	-
1" 1/4	1" 5/8 12h UNF	281382620	-
1" 1/4	1" 7/8 12h UNF	281383020	-
1" 1/2	1" 7/8 12h UNF	281383024	-
2"	2" 1/2 12h UNF	281384032	-

One piece JIC 37° Female (45° Elbow)

Hembras giratorias 45° una sola pieza JIC37°

Dichtkonus JIC 37° einteilig 45°

Coude 45° femelle pré-sertie JIC 37°



DN	ROSCA THREAD	Referencia Part n°	€
1/4"	7/16" 20h UNF	281390704	-
1/4"	1/2" 20h UNF	281390804	-
1/4"	9/16" 18h UNF	281390904	-
5/16"	9/16" 18h UNF	281390905	-
3/8"	9/16" 18h UNF	281390906	-
3/8"	3/4" 16h UNF	281391206	-
1/2"	3/4" 16h UNF	281391208	-
1/2"	7/8" 14h UNF	281391408	-
5/8"	7/8" 14h UNF	281391410	-
1/2"	1"1/16 12h UNF	281391708	-
5/8"	1"1/16 12h UNF	281391710	-
3/4"	1"1/16 12h UN	281391712	-
3/4"	1"5/16 12h UNF	281392112	-
1"	1"5/16 12h UN	281392116	-
1"	1"5/8 12h UNF	281392616	-
1"1/4"	1"5/8 12h UN	281392620	-
1" 1/4"	1"7/8 12h UNF	281393020	-
1"1/2"	1"7/8 12h UN	281393024	-
2"	2"1/2 12h UN	281394032	-

One piece NPSM female 60° cone

Hembras giratorias rectas una sola pieza rosca NPSM cono 60°

Dichtkopf mit NPSM einteilig Ü-Mutter 60° kon.

Femelle pré-sertie NPSM cône 60°



DN	ROSCA THREAD	Referencia Part n°	€
1/4"	1/4" 18h NPSM	282610404	-
3/8"	3/8" 18h NPSM	282610606	-
1/2"	1/2" 14h NPSM	282610808	-
3/4"	3/4" 14h NPSM	282611212	-
1"	1" - 11 1/2 h NPSM	282611616	-

One piece NPT male

Machos una sola pieza rosca cónica NPT

Außengewinde einteilig kon. NPT

Mâle pré-serti NPT



DN	ROSCA THREAD	Referencia Part n°	€
1/4"	1/8" NPT	281610204	-
1/4"	1/4" NPT	281610404	-
5/16"	1/4" NPT	281610405	-
3/8"	1/4" NPT	281610406	-
1/4"	3/8" NPT	281610604	-
5/16"	3/8" NPT	281610605	-
3/8"	3/8" NPT	281610606	-
1/2"	3/8" NPT	281610608	-
3/8"	1/2" NPT	281610806	-
1/2"	1/2" NPT	281610808	-
5/8"	1/2" NPT	281610810	-
1/2"	3/4" NPT	281611208	-
5/8"	3/4" NPT	281611210	-
3/4"	3/4" NPT	281611212	-
1"	3/4" NPT	281611216	-
3/4"	1" NPT	281611612	-
1"	1" NPT	281611616	-
1"	1" 1/4 NPT	281612016	-
1"1/4"	1"1/4 NPT	281612020	-
1" 1/4"	1"1/2 NPT	281612420	-
1"1/2"	1"1/2 NPT	281612424	-
1" 1/2"	2" NPT	281613224	-
2"	2" NPT	281613232	-

One piece fittings 43 Series 1SN / R1AT / 2SN / R2AT / R16 / 2SC / 3TE / R17

Conexiones Serie 43 una sola pieza 1SN / R1AT / 2SN / R2AT / R16 / 2SC / 3TE / R17

Einteilige Armaturen Serie 43 1SN / R1AT / 2SN / R2AT / R16 / 2SC / 3TE / R17

Embouts pré-sertis Série 43 1SN / R1AT / 2SN / R2AT / R16 / 2SC / 3TE / R17

TrAle®

One piece ORFS female

Hembras giratorias rectas una sola pieza ORFS

Dichtkopf mit ORFS einteilig Ü-Mutter

Femelle pré-sertie ORFS



One piece ORFS male

Machos una sola pieza ORFS

Außengewinde ORFS

Mâle pré-serti ORFS



DN	ROSCA THREAD	Referencia Part n°	€
1/4"	9/16" 18h	289000904	-
1/4"	11/16" 16h	289001104	-
5/16"	11/16" 16h	289001105	-
3/8"	11/16" 16h	289001106	-
3/8"	13/16" 16h	289001306	-
1/2"	13/16" 16h	289001308	-
1/2"	1" 14h	289001608	-
5/8"	1" 14h	289001610	-
1/2"	1"3/16 12h	289001908	-
3/4"	1"3/16 12h	289001912	-
3/4"	1"7/16 12h	289002312	-
1"	1"7/16 12h	289002316	-
1"1/4	1"11/16 12h	289002720	-
1"1/2	2" 12h	289003224	-

DN	ROSCA THREAD	Referencia Part n°	€
1/4"	9/16" 18h	289120904	-
1/4"	11/16" 16h	289121104	-
5/16"	11/16" 16h	289121105	-
3/8"	11/16" 16h	289121106	-
3/8"	13/16" 16h	289121306	-
1/2"	13/16" 16h	289121308	-
1/2"	1" 14h	289121608	-
5/8"	1" 14h	289121610	-
1/2"	1"3/16 12h	289121908	-
3/4"	1"3/16 12h	289121912	-
3/4"	1"7/16 12h	289122312	-
1"	1"7/16 12h	289122316	-
1"1/4	1"11/16 12h	289122720	-

One piece ORFS female (90° Elbow)

Hembras giratorias 90° una sola pieza ORFS

Dichtkopf 90° ORFS einteilig

Coude 90° femelle pré-sertie ORFS



One piece ORFS female (45° Elbow)

Hembras giratorias 45° una sola pieza ORFS

Dichtkopf 45° ORFS einteilig

Coude 45° femelle pré-sertie ORFS



DN	ROSCA THREAD	Referencia Part n°	€
1/4"	9/16" 18h	289070904	-
1/4"	11/16" 16h	289071104	-
5/16"	11/16" 16h	289071105	-
3/8"	11/16" 16h	289071106	-
3/8"	13/16" 16h	289071306	-
1/2"	13/16" 16h	289071308	-
1/2"	1" 14h	289071608	-
5/8"	1" 14h	289071610	-
1/2"	1"3/16 12h	289071908	-
3/4"	1"3/16 12h	289071912	-
3/4"	1"7/16 12h	289072312	-
1"	1"7/16 12h	289072316	-
1"1/4	1"11/16 12h	289072720	-
1"1/2	2" 12h	289073224	-

DN	ROSCA THREAD	Referencia Part n°	€
1/4"	9/16" 18h	289080904	-
1/2"	1" 14h	289081008	-
1/4"	11/16" 16h	289081104	-
5/16"	11/16" 16h	289081105	-
3/8"	11/16" 16h	289081106	-
3/8"	13/16" 16h	289081306	-
1/2"	13/16" 16h	289081308	-
5/8"	1" 14h	289081610	-
1/2"	1"3/16 12h	289081908	-
3/4"	1"3/16 12h	289081912	-
3/4"	1"7/16 12h	289082312	-
1"	1"7/16 12h	289082316	-
1"1/4	1"11/16 12h	289082720	-
1"1/2	2" 12h	289083224	-

One piece 3000 PSI SAE Straight Flange / Code 61

Bridas rectas una sola pieza SAE 3000 PSI

Gerade Kompaktflansche SAE 3000 PSI

Bride SAE droite pré-sertie série 3000 PSI



DN	Ø	Referencia Part n°	€
1/2"	30.2	281820808	-
1/2"	38.1	281821208	-
5/8"	38.1	281821210	-
3/4"	38.1	281821212	-
3/4"	44.5	281821612	-
1"	44.5	281821616	-
1"	50.8	281822016	-
1 1/4"	50.8	281822020	-
1 1/4"	60.3	281822420	-
1 1/2"	60.3	281822424	-
1 1/2"	71.4	281823224	-
2"	71.4	281823232	-

One piece 6000 PSI SAE Straight Flange / Code 62

Bridas rectas una sola pieza SAE 6000 PSI

Gerade Kompaktflansche SAE 6000 PSI

Bride SAE droite pré-sertie série 6000 PSI



DN	Ø	Referencia Part n°	€
1/2"	31.8	282820808	-
1/2"	41.3	282821208	-
5/8"	41.3	282821210	-
3/4"	41.3	282821212	-
3/4"	47.6	282821612	-
1"	47.6	282821616	-
1"	54	282822016	-
1 1/4"	54	282822020	-
1 1/4"	63.5	282822420	-
1 1/2"	63.5	282822424	-
1 1/2"	79.4	282823224	-
2"	79.4	282823232	-

One piece 3000 PSI SAE 90° Flange / Code 61

Bridas 90° una sola pieza SAE 3000 PSI

Kompaktflansch 90° SAE 3000 PSI

Bride SAE coude 90° pré-sertie série 3000 PSI



DN	Ø	Referencia Part n°	€
1/2"	30.2	281830808	-
1/2"	38.1	281831208	-
5/8"	38.1	281831210	-
3/4"	38.1	281831212	-
3/4"	44.5	281831612	-
1"	44.5	281831616	-
1"	50.8	281832016	-
1 1/4"	50.8	281832020	-
1 1/4"	60.3	281832420	-
1 1/2"	60.3	281832424	-
1 1/2"	71.4	281833224	-
2"	71.4	281833232	-

One piece 6000 PSI SAE 90° Flange / Code 62

Bridas 90° una sola pieza SAE 6000 PSI

Kompaktflansch 90° SAE 6000 PSI

Bride SAE coude 90° pré-sertie série 6000 PSI



DN	Ø	Referencia Part n°	€
1/2"	31.8	282830808	-
1/2"	41.3	282831208	-
5/8"	41.3	282831210	-
3/4"	41.3	282831212	-
3/4"	47.6	282831612	-
1"	47.6	282831616	-
1"	54	282832016	-
1 1/4"	54	282832020	-
1 1/4"	63.5	282832420	-
1 1/2"	63.5	282832424	-
1 1/2"	79.4	282833224	-
2"	79.4	282833232	-

One piece 3000 PSI SAE 45° Flange / Code 61

Bridas 45° una sola pieza SAE 3000 PSI

Kompaktflansch 45° SAE 3000 PSI

Bride SAE coude 45° pré-sertie série 3000 PSI



DN	Ø	Referencia Part n°	€
1/2"	30.2	281840808	-
1/2"	38.1	281841208	-
5/8"	38.1	281841210	-
3/4"	38.1	281841212	-
3/4"	44.5	281841612	-
1"	44.5	281841616	-
1"	50.8	281842016	-
1 1/4"	50.8	281842020	-
1 1/4"	60.3	281842420	-
1 1/2"	60.3	281842424	-
1 1/2"	71.4	281843224	-
2"	71.4	281843232	-

One piece 6000 PSI SAE 45° Flange / Code 62

Bridas 45° una sola pieza SAE 6000 PSI

Kompaktflansch 45° SAE 6000 PSI

Bride SAE coude 45° pré-sertie série 6000 PSI



DN	Ø	Referencia Part n°	€
1/2"	31.8	282840808	-
1/2"	41.3	282841208	-
5/8"	41.3	282841210	-
3/4"	41.3	282841212	-
3/4"	47.6	282841612	-
1"	47.6	282841616	-
1"	54	282842016	-
1 1/4"	54	282842020	-
1 1/4"	63.5	282842420	-
1 1/2"	63.5	282842424	-
1 1/2"	79.4	282843224	-
2"	79.4	282843232	-

One piece fittings 43 Series 1SN / R1AT / 2SN / R2AT / R16 / 2SC / 3TE / R17

Conexiones Serie 43 una sola pieza 1SN / R1AT / 2SN / R2AT / R16 / 2SC / 3TE / R17

Einteilige Armaturen Serie 43 1SN / R1AT / 2SN / R2AT / R16 / 2SC / 3TE / R17

Embouts pré-sertis Série 43 1SN / R1AT / 2SN / R2AT / R16 / 2SC / 3TE / R17

TrAie®

One piece 9000 PSI SAE Straight Flange

Bridas rectas una sola pieza SAE 9000 PSI

Gerader Flansch einteilig SAE 9000 PSI

Bride SAE droite pré-sertie série 9000 PSI



DN	∅	Referencia Part n°	€
3/4"	41.3	482821212	-
3/4"	47.6	482821612	-
1"	47.6	482821616	-
1"	54	482822016	-
1" 1/4	54	482822020	-
1" 1/2	63.5	482822424	-

One piece 9000 PSI SAE 90° Flange

Bridas 90° una sola pieza SAE 9000 PSI

Flansch 90° einteilig SAE 9000 PSI

Bride SAE coude 90° pré-sertie série 9000 PSI



DN	∅	Referencia Part n°	€
1/2"	41.3	482831212	-
3/4"	47.6	482831612	-
1"	47.6	482831616	-
1"	54	482832016	-
1" 1/4	54	482832020	-
1" 1/2	63.5	482832424	-

One piece 9000 PSI SAE 45° Flange

Bridas 45° una sola pieza SAE 9000 PSI

Flansch 45° einteilig SAE 9000 PSI

Bride SAE coude 45° pré-sertie série 9000 PSI




DN	∅	Referencia Part n°	€
1/2"	41.3	482841212	-
3/4"	47.6	482841612	-
1"	47.6	482841616	-
1"	54	482842016	-
1" 1/4	54	482842020	-
1" 1/2	63.5	482842424	-

One piece Metric female cone 24°

Hembras giratorias rectas una sola pieza rosca Métrica cono 24° - DKO

Dichtkopf metr. einteilig Ü-Mutter kon. 24° - DKO

Femelle pré-sertie Métrique cône 24°



One piece Metric male cone 24°

Machos una sola pieza rosca Métrica cono 24°

Außengewinde einteilig metr. kon. 24°

Mâle pré-serti Métrique cône 24°



DN	TUBO PIPE	SERIE SERIES	ROSCA THREAD	Referencia Part n°	€
1/4"	6	L	M12x1.5	28804120604	-
1/4"	8	L	M14x1.5	28804140804	-
1/4"	10	L	M16x1.5	28804161004	-
5/16"	10	L	M16x1.5	28804161005	-
3/8"	10	L	M16x1.5	28804161006	-
1/4"	12	L	M18x1.5	28804181204	-
5/16"	12	L	M18x1.5	28804181205	-
3/8"	12	L	M18x1.5	28804181206	-
1/2"	12	L	M18x1.5	NEW 28804181208	-
3/8"	15	L	M22x1.5	28804221506	-
1/2"	15	L	M22x1.5	28804221508	-
1/2"	18	L	M26x1.5	28804261808	-
5/8"	18	L	M26x1.5	28804261810	-
3/4"	18	L	M26x1.5	28804261812	-
5/8"	22	L	M30x2	NEW 28804302210	-
3/4"	22	L	M30x2	28804302212	-
3/4"	18	L	M36x2	NEW 28804362812	-
1"	28	L	M36x2	28804362816	-
1 1/4"	35	L	M45x2	28804453520	-
1 1/2"	42	L	M52x2	28804524224	-
1/4"	6	S	M14x1.5	NEW 28804140604	-
1/4"	8	S	M16x1.5	28804160804	-
1/4"	10	S	M18x1.5	28804181004	-
3/8"	10	S	M18x1.5	NEW 28804181006	-
1/4"	12	S	M20x1.5	NEW 28804201204	-
5/16"	12	S	M20x1.5	28804201205	-
3/8"	12	S	M20x1.5	28804201206	-
1/2"	12	S	M20x1.5	28804201208	-
3/8"	14	S	M22x1.5	28804221406	-
1/2"	14	S	M22x1.5	NEW 28804221408	-
3/8"	16	S	M24x1.5	NEW 28804241606	-
1/2"	16	S	M24x1.5	28804241608	-
5/8"	16	S	M24x1.5	28804241610	-
1/2"	20	S	M30x2	NEW 28804302008	-
5/8"	20	S	M30x2	28804302010	-
3/4"	20	S	M30x2	28804302012	-
3/4"	25	S	M36x2	28804362512	-
1"	25	S	M36x2	28804362516	-
1"	30	S	M42x2	28804423016	-
1 1/4"	38	S	M52x2	28804523820	-

DN	TUBO PIPE	SERIE SERIES	ROSCA THREAD	Referencia Part n°	€
1/4"	6	L	M12x1.5	28203120604	-
1/4"	8	L	M14x1.5	28203140804	-
1/4"	10	L	M16x1.5	28203161004	-
5/16"	10	L	M16x1.5	28203161005	-
3/8"	10	L	M16x1.5	28203161006	-
1/4"	12	L	M18x1.5	28203181204	-
5/16"	12	L	M18x1.5	28203181205	-
3/8"	12	L	M18x1.5	28203181206	-
3/8"	15	L	M22x1.5	28203221506	-
1/2"	15	L	M22x1.5	28203221508	-
1/2"	18	L	M26x1.5	28203261808	-
5/8"	18	L	M26x1.5	28203261810	-
3/4"	22	L	M30x2	28203302212	-
1"	28	L	M36x2	28203362816	-
1 1/4"	35	L	M45x2	28203453520	-
1 1/2"	42	L	M52x2	28203524224	-
1/4"	8	S	M16x1.5	28203160804	-
1/4"	10	S	M18x1.5	28203181004	-
5/16"	10	S	M18x1.5	28203181005	-
3/8"	10	S	M18x1.5	28203181006	-
5/16"	12	S	M20x1.5	28203201205	-
3/8"	12	S	M20x1.5	28203201206	-
3/8"	14	S	M22x1.5	28203221406	-
1/2"	16	S	M24x1.5	28203241608	-
5/8"	20	S	M30x2	28203302010	-
3/4"	20	S	M30x2	28203302012	-
3/4"	25	S	M36x2	28203362512	-
1"	25	S	M36x2	28203362516	-
1"	30	S	M42x2	28203423016	-
1 1/4"	38	S	M52x2	28203523820	-

One piece fittings 43 Series 1SN / R1AT / 2SN / R2AT / R16 / 2SC / 3TE / R17

Conexiones Serie 43 una sola pieza 1SN / R1AT / 2SN / R2AT / R16 / 2SC / 3TE / R17

Einteilige Armaturen Serie 43 1SN / R1AT / 2SN / R2AT / R16 / 2SC / 3TE / R17

Embouts pré-sertis Série 43 1SN / R1AT / 2SN / R2AT / R16 / 2SC / 3TE / R17

TrAle®

One piece Metric female cone 24° (90° Elbow)

Hembras giratorias 90° una sola pieza Métricas cono 24° - DKO 90°

Dichtkegel mit Ü-Mutter NP 90° Bogen einteilig

Coude 90° femelle pré-sertie Métrique cône 24°



One piece Metric female cone 24° (45° Elbow)

Hembras giratorias 45° una sola pieza Métricas cono 24° - DKO 45°

Dichtkegel mit Ü-Mutter NP 45° Bogen einteilig kon.

Coude 45° femelle pré-sertie Métrique cône 24°



DN	TUBO PIPE	SERIE SERIES	ROSCA THREAD	Referencia Part n°	€
1/4"	6	L	M12x1.5	28305120604	-
1/4"	8	L	M14x1.5	28305140804	-
1/4"	10	L	M16x1.5	28305161004	-
5/16"	10	L	M16x1.5	28305161005	-
3/8"	10	L	M16x1.5	28305161006	-
1/4"	12	L	M18x1.5	NEW 28305181204	-
5/16"	12	L	M18x1.5	28305181205	-
3/8"	12	L	M18x1.5	28305181206	-
3/8"	15	L	M22x1.5	28305221506	-
1/2"	15	L	M22x1.5	28305221508	-
1/2"	18	L	M26x1.5	NEW 28305261808	-
5/8"	18	L	M26x1.5	28305261810	-
5/8"	22	L	M30x2	NEW 28305302210	-
3/4"	22	L	M30x2	28305302212	-
1"	28	L	M36x2	28305362816	-
1 1/4"	35	L	M45x2	28305453520	-
1 1/2"	42	L	M52x2	28305524224	-
1/4"	8	S	M16x1.5	28305160804	-
1/4"	10	S	M18x1.5	28305181004	-
5/16"	10	S	M18x1.5	28305181005	-
3/8"	10	S	M18x1.5	28305181006	-
1/4"	12	S	M20x1.5	NEW 28305201204	-
5/16"	12	S	M20x1.5	28305201205	-
3/8"	12	S	M20x1.5	28305201206	-
3/8"	14	S	M22x1.5	28305221406	-
3/8"	16	S	M24x1.5	NEW 28305241606	-
1/2"	16	S	M24x1.5	28305241608	-
5/8"	20	S	M30x2	28305302010	-
3/4"	20	S	M30x2	28305302012	-
3/4"	25	S	M36x2	28305362512	-
1"	25	S	M36x2	28305362516	-
1"	30	S	M42x2	28305423016	-
1 1/4"	38	S	M52x2	28305523820	-

DN	TUBO PIPE	SERIE SERIES	ROSCA THREAD	Referencia Part n°	€
1/4"	6	L	M12x1.5	28306120604	-
1/4"	8	L	M14x1.5	28306140804	-
1/4"	10	L	M16x1.5	28306161004	-
5/16"	10	L	M16x1.5	28306161005	-
3/8"	10	L	M16x1.5	28306161006	-
5/16"	12	L	M18x1.5	28306181205	-
3/8"	12	L	M18x1.5	28306181206	-
3/8"	15	L	M22x1.5	NEW 28306221506	-
1/2"	15	L	M22x1.5	28306221508	-
5/8"	18	L	M26x1.5	28306261810	-
3/4"	22	L	M30x2	28306302212	-
1"	28	L	M36x2	28306362816	-
1 1/4"	35	L	M45x2	28306453520	-
1 1/2"	42	L	M52x2	28306524224	-
1/4"	6	S	M14x1.5	NEW 28306140604	-
1/4"	8	S	M16x1.5	28306160804	-
1/4"	10	S	M18x1.5	28306181004	-
5/16"	12	S	M20x1.5	28306201205	-
3/8"	12	S	M20x1.5	28306201206	-
3/8"	14	S	M22x1.5	28306221406	-
3/8"	16	S	M24x1.5	NEW 28306241606	-
1/2"	16	S	M24x1.5	28306241608	-
5/8"	20	S	M30x2	28306302010	-
3/4"	20	S	M30x2	28306302012	-
3/4"	25	S	M36x2	28306362512	-
1"	25	S	M36x2	28306362516	-
1"	30	S	M42x2	28306423016	-
1 1/4"	38	S	M52x2	28306523820	-

One piece Banjo metric

Orientable una sola pieza Métrico Recto

Dichtkopf mit BSP Ü-Mutter einteilig mit O-Ring

Banjo droit pré-serti Métrique



DN	∅	Referencia Part n°	€
1/4"	M10x1	281161004	-
1/4"	M12x1.5	281161204	-
1/4"	M14x1.5	281161404	-
5/16"	M14x1.5	281161405	-
3/8"	M14x1.5	281161406	-
5/16"	M16x1.5	281161605	-
3/8"	M16x1.5	281161606	-
3/8"	M18x1.5	281161806	-
1/2"	M18x1.5	281161808	-
1/2"	M22x1.5	281162208	-
5/8"	M22x1.5	281162210	-
3/4"	M30x2	281163012	-

One piece Female metric swivel 24° / 60° cone

Hembras giratorias una sola pieza Métricas cono 24° / 60°

Dichtkopf mit Ü-Mutter metr. einteilig kon. 24° / 60°

Femelle tournante pré-sertie Métrique cône 24° -60°



DN	TUBO PIPE	ROSCA THREAD	Referencia Part n°	€
1/4"	8L	M14X1.5	284049511	-
1/4"	10L	M16X1.5	284049520	-
5/16"	10L	M16X1.5	284049523	-
3/8"	10L	M16X1.5	284049524	-
5/16"	12L	M18X1.5	284049525	-
3/8"	12L	M18X1.5	284049535	-
3/8"	15L	M22X1.5	284049552	-
1/2"	15L	M22X1.5	284049555	-
5/8"	18L	M26X1.5	284049571	-

One piece Female metric swivel 24° / 60° cone (90° Elbow)

Hembras giratorias 90° una sola pieza Métricas cono 24° / 60°

Dichtkopf 90° mit Ü-Mutter metr. einteilig kon. 24° / 60°

Femelle tournante coude 90° pré-sertie Métrique cône 24° -60°



DN	TUBO PIPE	ROSCA THREAD	Referencia Part n°	€
1/4"	8L	M14X1.5	284059511	-
1/4"	10L	M16X1.5	284059520	-
5/16"	10L	M16X1.5	284059523	-
3/8"	10L	M16X1.5	284059524	-
5/16"	12L	M18X1.5	284059525	-
3/8"	12L	M18X1.5	284059535	-
3/8"	15L	M22X1.5	284059552	-
1/2"	15L	M22X1.5	284059555	-
5/8"	18L	M26X1.5	284059571	-

One piece Female metric swivel 24° / 60° cone (45° Elbow)

Hembras giratorias 45° una sola pieza Métricas cono 24° / 60°

Dichtkopf 45° mit Ü-Mutter metr. einteilig kon. 24° / 60°

Femelle tournante coude 45° pré-sertie Métrique cône 24° -60°



DN	TUBO PIPE	ROSCA THREAD	Referencia Part n°	€
1/4"	8L	M14X1.5	284069511	-
5/16"	10L	M16X1.5	284069523	-
3/8"	10L	M16X1.5	284069524	-
5/16"	12L	M18X1.5	284069525	-
3/8"	12L	M18X1.5	284069535	-
1/2"	15L	M22X1.5	284069555	-
5/8"	18L	M26X1.5	284069571	-

One piece Metric standpipe

Espiga lisa recta una sola pieza Métrica

Metr. Stutzen glatt einteilig

Embout lisse droit pré-serti Métrique



DN	TUBO PIPE	Referencia Part n°	€
1/4"	6	281580604	-
1/4"	8	281580804	-
5/16"	8	281580805	-
1/4"	10	281581004	-
5/16"	10	281581005	-
3/8"	10	281581006	-
1/4"	12	281581204	-
5/16"	12	281581205	-
3/8"	12	281581206	-
1/2"	12	281581208	-
3/8"	14	281581406	-
1/2"	14	281581408	-
3/8"	15	281581506	-
1/2"	15	281581508	-
1/2"	16	281581608	-
1/2"	18	281581808	-
5/8"	18	281581810	-
3/4"	20	281582012	-
3/4"	22	281582212	-
1"	25	281582516	-
1"	28	281582816	-
1"	30	281583016	-
1"1/4	35	281583520	-
1"1/2	42	281584224	-

One piece Komatsu swivel female 60° cone

Hembras giratorias rectas una sola pieza Komatsu cono 60°

Dichtkopf gerade Komatsu kon. 60° einteilig

Femelle tournante droite Komatsu pré-serti Métrique (cône 60°)



DN	ROSCA THREAD	Referencia Part n°	€
1/4"	M14X1.5	288049625	-
3/8"	M18X1.5	288049635	-
1/2"	M22X1.5	288049655	-
5/8"	M24X1.5	288049665	-
3/4"	M30X1.5	288049684	-
1"	M33X1.5	288049685	-

One piece Double crimp standpipe

Espigas de prensar dobles una sola pieza

Press-Doppelstutzen einteilig

Embout double jonction pré-serti



DN	Referencia Part n°	€
1/4"	283000404	-
5/16"	283000505	-
3/8"	283000606	-
1/2"	283000808	-
3/4"	283001212	-
1"	283001616	-

One piece fittings 43 Series 1SN / R1AT / 2SN / R2AT / R16 / 2SC / 3TE / R17

Conexiones Serie 43 una sola pieza 1SN / R1AT / 2SN / R2AT / R16 / 2SC / 3TE / R17

Einteilige Armaturen Serie 43 1SN / R1AT / 2SN / R2AT / R16 / 2SC / 3TE / R17

Embouts pré-sertis Série 43 1SN / R1AT / 2SN / R2AT / R16 / 2SC / 3TE / R17

TrAle®

One piece BSP female 60° cone

Hembras giratorias rectas una sola pieza rosca BSP cono 60°

Dichtkopf mit Ü-Mutter einteilig BSP 60° kon.

Femelle pré-sertie BSP cône 60°



DN	ROSCA THREAD	Referencia Part n°	€
1/4"	1/8" BSP	281000204	-
3/16"	1/4" BSP	281000403	-
1/4"	1/4" BSP	281000404	-
5/16"	1/4" BSP	281000405	-
3/8"	1/4" BSP	281000406	-
1/4"	3/8" BSP	281000604	-
5/16"	3/8" BSP	281000605	-
3/8"	3/8" BSP	281000606	-
1/2"	3/8" BSP	281000608	-
1/4"	1/2" BSP	281000804	-
3/8"	1/2" BSP	281000806	-
1/2"	1/2" BSP	281000808	-
5/8"	1/2" BSP	281000810	-
1/2"	5/8" BSP	281001008	-
5/8"	3/4" BSP	281001210	-
5/8"	5/8" BSP	281001010	-
1/2"	3/4" BSP	281001208	-
3/4"	3/4" BSP	281001212	-
3/4"	1" BSP	281001612	-
1"	1" BSP	281001616	-

One piece double hexagonal BSP female 60° cone

Hembras giratorias rectas una sola pieza rosca BSP cono 60° doble hexagonal

Dichtkopf mit Ü-Mutter einteilig BSP 60° kon. doppelt 6 kt

Femelle pré-sertie BSP cône 60° double hexagonal



DN	ROSCA THREAD	Referencia Part n°	€
1/4"	1/4" BSP	284000404	-
5/16"	3/8" BSP	284000605	-
3/8"	3/8" BSP	284000606	-
1/2"	1/2" BSP	284000808	-
3/4"	3/4" BSP	284001212	-
1"	1" BSP	284001616	-
1"1/4"	1"1/4 BSP	284002020	-
1"1/2"	1"1/2 BSP	284002424	-
2"	2" BSP	284003232	-

One piece BSP Swivel female 60° cone compact (90° Elbow)

Hembras giratorias 90° una sola pieza BSP cono 60° (compactas)

Dichtkopf 90° einteilig mit BSP Ü-Mutter (kompakt)

Coude 90° femelle tournante pré-serti compact gaz cyl BSP 60°



DN	ROSCA THREAD	Referencia Part n°	€
1/4"	1/4" BSP	281270404	-
3/8"	3/8" BSP	281270606	-
1/2"	1/2" BSP	281270808	-
3/4"	3/4" BSP	281271212	-

One piece BSP female cone 60° (90° Elbow)

Hembras giratorias 90° una sola pieza rosca BSP cono 60°

Dichtkopf mit BSP einteilig Ü-Mutter 60° kon. 90°

Coude 90° femelle pré-sertie BSP cône 60°



DN	ROSCA THREAD	Referencia Part n°	€
1/4"	1/8" BSP	281070204	-
1/4"	1/4" BSP	281070404	-
1/4"	3/8" BSP	281070604	-
5/16"	3/8" BSP	281070605	-
3/8"	3/8" BSP	281070606	-
1/4"	1/2" BSP	281070804	-
3/8"	1/2" BSP	281070806	-
1/2"	1/2" BSP	281070808	-
1/2"	5/8" BSP	281071008	-
5/8"	5/8" BSP	281071010	-
1/2"	3/4" BSP	281071208	-
5/8"	3/4" BSP	281071210	-
3/4"	3/4" BSP	281071212	-
3/4"	1" BSP	281071612	-
1"	1" BSP	281071616	-

One piece BSP female 60° cone (45° Elbow)

Hembras giratorias 45° una sola pieza rosca BSP cono 60°

Dichtkopf mit BSP Ü-Mutter 60° einteilig kon. 45°

Coude 45° femelle pré-sertie BSP cône 60°



DN	ROSCA THREAD	Referencia Part n°	€
1/4"	1/8" BSP	281080204	-
1/4"	1/4" BSP	281080404	-
1/4"	3/8" BSP	281080604	-
5/16"	3/8" BSP	281080605	-
3/8"	3/8" BSP	281080606	-
3/8"	1/2" BSP	281080806	-
1/2"	1/2" BSP	281080808	-
1/2"	5/8" BSP	281081008	-
5/8"	5/8" BSP	281081010	-
5/8"	3/4" BSP	281081210	-
3/4"	3/4" BSP	281081212	-
3/4"	1" BSP	281081612	-
1"	1" BSP	281081616	-

One piece BSP female 60° cone +o'ring

Hembras giratorias rectas una sola pieza rosca BSP cono 60° con junta tórica

Dichtkopf einteilig mit BSP Ü-Mutter mit O-Ring

Femelle pré-sertie BSP cône 60°+o'ring



DN	ROSCA THREAD	Referencia Part n°	€
1/4"	1/4" BSP	281100404	-
3/8"	3/8" BSP	281100606	-
1/2"	1/2" BSP	281100808	-
5/8"	5/8" BSP	281101010	-
5/8"	3/4" BSP	281101210	-
3/4"	3/4" BSP	281101212	-
1"	1" BSP	281101616	-
1"	1"1/4 BSP	281102016	-
1" 1/4	1"1/4 BSP	281102020	-
1" 1/4	1" 1/2 BSP	281102420	-
1" 1/2	1" 1/2 BSP	281102424	-
1" 1/2	2" BSP	281103224	-
2"	2" BSP	281103232	-

One piece BSP female cone 60° (90° Elbow) +o'ring

Hembras giratorias 90° una sola pieza rosca BSP cono 60° con junta tórica

Dichtkopf 90° einteilig mit BSP Ü-Mutter mit O-Ring

Coude 90° femelle pré-sertie BSP cône 60° +o'ring



DN	ROSCA THREAD	Referencia Part n°	€
1/4"	1/4" BSP	281170404	-
3/8"	3/8" BSP	281170606	-
1/2"	1/2" BSP	281170808	-
5/8"	5/8" BSP	281171010	-
3/4"	3/4" BSP	281171212	-
1"	1" BSP	281171616	-
1"	1" 1/4 BSP	281172016	-
1" 1/4	1"1/4 BSP	281172020	-
1" 1/4	1" 1/2 BSP	281172420	-
1" 1/2	1"1/2 BSP	281172424	-
2"	2" BSP	281173232	-

One piece BSP female 60° cone (45° Elbow) +o'ring

Hembras giratorias 45° una sola pieza rosca BSP cono 60° con junta tórica

Dichtkopf 45° einteilig mit BSP Ü-Mutter mit O-Ring

Coude 45° femelle pré-sertie BSP cône 60° +o'ring



DN	ROSCA THREAD	Referencia Part n°	€
3/8"	3/8" BSP	281180606	-
1/2"	1/2" BSP	281180808	-
5/8"	5/8" BSP	281181010	-
3/4"	3/4" BSP	281181212	-
1"	1" BSP	281181616	-
1"1/4	1"1/4 BSP	281182020	-
1"1/2	1"1/2 BSP	281182424	-
2"	2" BSP	281183232	-

One piece BSP Swivel female flat seat

Hembras giratorias rectas una sola pieza BSP asiento plano

Dichtkopf einteilig mit BSP Ü-Mutter flachdichtend

Femelle pré-sertie tournante fond plat BSP



DN	ROSCA THREAD	Referencia Part n°	€
1/4"	1/4" BSP	282000404	-
5/16"	3/8" BSP	282000605	-
3/8"	3/8" BSP	282000606	-
3/8"	1/2" BSP	282000806	-
1/2"	1/2" BSP	282000808	-
1/2"	3/4" BSP	282001208	-
3/4"	3/4" BSP	282001212	-
1"	1" BSP	282001616	-
1" 1/4	1"1/4 BSP	282002020	-
1" 1/2	1" 1/2 BSP	282002424	-

One piece BSP Swivel female flat seat (90° Elbow)

Hembras giratorias 90° una sola pieza BSP asiento plano

Dichtkopf einteilig mit BSP Ü-Mutter 90° flachdichtend

Embout pré-serti coude 90° femelle tournante fond plat BSP



DN	ROSCA THREAD	Referencia Part n°	€
1/4"	1/4" BSP	282070404	-
3/8"	3/8" BSP	282070606	-
1/2"	1/2" BSP	282070808	-
3/4"	3/4" BSP	282071212	-
1"	1" BSP	282071616	-

One piece BSP Male flat seat

Macho rosca cilíndrica BSP una sola pieza asiento plano

BSP Außengewinde einteilig flachdichtend

Mâle pré-serti fixe gaz cyl fond plat



DN	ROSCA THREAD	Referencia Part n°	€
1/4"	1/4" BSP	282120404	-
3/8"	3/8" BSP	282120606	-
3/8"	1/2" BSP	282120806	-
1/2"	1/2" BSP	282120808	-
3/4"	3/4" BSP	282121212	-
1"	1" BSP	282121616	-

One piece fittings 43 Series 1SN / R1AT / 2SN / R2AT / R16 / 2SC / 3TE / R17

Conexiones Serie 43 una sola pieza 1SN / R1AT / 2SN / R2AT / R16 / 2SC / 3TE / R17

Einteilige Armaturen Serie 43 1SN / R1AT / 2SN / R2AT / R16 / 2SC / 3TE / R17

Embouts pré-sertis Série 43 1SN / R1AT / 2SN / R2AT / R16 / 2SC / 3TE / R17

TrAle®

One piece BSP male 60° cone

Machos una sola pieza rosca cilíndrica BSP cono 60°

Außengewinde zyl. einteilig kon. BSP 60°

Mâle pré-serti BSP cône 60°



One piece Banjo BSP

Orientable una sola pieza BSP

Ringauge einteilig BSP

Embout pré-serti Banjo droit gaz



DN	ROSCA THREAD	Referencia Part n°	€
1/4"	1/8" BSP	281120204	-
1/4"	1/4" BSP	281120404	-
3/8"	1/4" BSP	281120406	-
1/4"	3/8" BSP	281120604	-
5/16"	3/8" BSP	281120605	-
3/8"	3/8" BSP	281120606	-
1/2"	3/8" BSP	281120608	-
1/4"	1/2" BSP	281120804	-
3/8"	1/2" BSP	281120806	-
1/2"	1/2" BSP	281120808	-
1/2"	5/8" BSP	281121008	-
5/8"	5/8" BSP	281121010	-
1/2"	3/4" BSP	281121208	-
5/8"	3/4" BSP	281121210	-
3/4"	3/4" BSP	281121212	-
3/4"	1" BSP	281121612	-
1"	1" BSP	281121616	-
1"	1"1/4 BSP	281122016	-
1"1/4"	1"1/4 BSP	281122020	-
1"1/2"	1"1/2 BSP	281122424	-
2"	2" BSP	281123232	-

DN	ROSCA THREAD	Referencia Part n°	€
1/4"	1/4" BSP	281110404	-
5/16"	1/4" BSP	281110405	-
3/8"	1/4" BSP	281110406	-
1/4"	3/8" BSP	281110604	-
5/16"	3/8" BSP	281110605	-
3/8"	3/8" BSP	281110606	-
1/2"	3/8" BSP	281110608	-
3/8"	1/2" BSP	281110806	-
1/2"	1/2" BSP	281110808	-
5/8"	5/8" BSP	281111010	-
1/2"	3/4" BSP	281111208	-
5/8"	3/4" BSP	281111210	-
3/4"	3/4" BSP	281111212	-
1"	1" BSP	281111616	-

One piece BSPT Male tapered

Macho rosca cónica una sola pieza BSPT

Außengewinde einteilig BSPT 60° kon.

Mâle pré-serti fixe gaz conique BSPT




DN	ROSCA THREAD	Referencia Part n°	€
1/4"	1/8" BSPT	281140204	-
1/4"	1/4" BSPT	281140404	-
1/4"	3/8" BSPT	281140604	-
5/16"	3/8" BSPT	281140605	-
3/8"	3/8" BSPT	281140606	-
3/8"	1/2" BSPT	281140806	-
1/2"	1/2" BSPT	281140808	-
5/8"	3/4" BSPT	281141210	-
3/4"	3/4" BSPT	281141212	-
3/4"	1" BSPT	281141612	-
1"	1" BSPT	281141616	-
1"	1"1/4 BSPT	281142016	-
1"1/4"	1"1/4 BSPT	281142020	-
1"1/2"	1"1/2 BSPT	281142424	-
2"	2" BSPT	281143232	-

CONFIGURE YOUR OWN ONE PIECE SERIES FITTINGS. CONSULT US.

Configura tus propias conexiones en Una sola pieza. Consúltanos.

■ One piece fittings 43 Series

Conexiones Una sola pieza Serie 43




■ One piece fittings BWS Serie 3SP/4SP/4SH/R12

Conexiones Una sola pieza Serie BWS 3SP/4SP/4SH/R12



■ One piece fittings BW+ Series R13/R15

Conexiones una sola pieza Serie BW+ R13/R15




■ Piece fittings R7 / R8 & braid of steel wire

Conexiones Una sola pieza R7 / R8 y elastómero malla metálica



■ One piece fittings for smooth PTFE

Conexiones Una sola pieza PTFE liso



■ One piece fittings for convoluted PTFE

Conexiones Una sola pieza PTFE corrugado



One piece fittings BWS SERIES 3SP/4SP/R12/4SH NO SKIVE

Conexiones una sola pieza Serie BWS 3SP/4SP/R12/4SH No Pelar
Armaturen Serie BWS 3SP/4SP/R12/4SH ohne Schälung
Embouts pré-sertis BWS 3SP/4SP/R12/4SH Sans dénuder

TrAie®

R13 & R15 - Ø 3/4" - 1"

One piece JIC 37° male

Machos una sola pieza rosca JIC 37°

Außengewinde einteilig JIC 37°

Mâle pré-serti JIC 37°



DN	ROSCA THREAD	Referencia Part n°	€
3/8"	9/16" 18h UNF	581400906	-
1/2"	3/4" 16h UNF	581401208	-
5/8"	7/8" 14h UNF	581401410	-
3/4"	1"1/16 12h UN	581401712	-
1"	1"5/16 12h UN	581402116	-
1"1/4	1"5/8 12h UN	581402620	-
1"1/2	1"7/8 12 UN	581403024	-
2"	2"1/2 12h UN	581404032	-

One piece JIC 37° Swivel female

Hembras giratorias rectas una sola pieza JIC 37°

Dichtkopf mit Ü-Mutter einteilig JIC 37°

Femelle pré-sertie JIC 37°



DN	ROSCA THREAD	Referencia Part n°	€
3/8"	9/16" 18h UNF	581420906	-
1/2"	3/4" 16h UNF	581421208	-
5/8"	7/8" 14h UNF	581421410	-
3/4"	1"1/16 12h UN	581421712	-
1"	1"5/16 12h UN	581422116	-
1"1/4	1"5/8 12h UN	581422620	-
1"1/2	1"7/8 12 UN	581423024	-
2"	2"1/2 12h UN	581424032	-

One piece JIC 37° Swivel female (90° Elbow)

Hembras giratorias 90° una sola pieza JIC 37°

Dichtkopf einteilig Ü-Mutter 37° JIC 90°

Coude 90° femelle pré-sertie JIC 37°



DN	ROSCA THREAD	Referencia Part n°	€
3/8"	9/16" 18h UNF	581380906	-
1/2"	3/4" 16h UNF	581381208	-
5/8"	7/8" 14h UNF	581381410	-
3/4"	1"1/16 12h UN	581381712	-
1"	1"5/16 12h UN	581382116	-
1"1/4	1"5/8 12h UN	581382620	-
1"1/2	1"7/8 12 UN	581383024	-
2"	2"1/2 12h UN	581384032	-

One piece JIC 37° Swivel female (45° Elbow)

Hembras giratorias 45° una sola pieza JIC 37°

Dichtkopf JIC 37° einteilig 45°

Coude 45° femelle pré-sertie JIC 37°



DN	ROSCA THREAD	Referencia Part n°	€
3/8"	9/16" 18h UNF	581390906	-
1/2"	3/4" 16h UNF	581391208	-
5/8"	7/8" 14h UNF	581391410	-
3/4"	1"1/16 12h UN	581391712	-
1"	1"5/16 12h UN	581392116	-
1"1/4	1"5/8 12h UN	581392620	-
1"1/2	1"7/8 12 UN	581393024	-
2"	2"1/2 12h UN	581394032	-

One piece double hexagonal JIC 37° Swivel female

Hembras giratorias rectas una sola pieza JIC 37° doble hexagonal

Dichtkopf mit Ü-Mutter einteilig JIC 37° doppelt 6 kt

Femelle pré-sertie JIC 37° double hexagonal



DN	ROSCA THREAD	Referencia Part n°	€
3/8"	9/16" 18h UNF	582420906	-
1/2"	3/4" 16h UNF	582421208	-
3/4"	1"1/16 12h UN	582421712	-
1"	1"5/16 12h UN	582422116	-
1"1/4	1"5/8 12h UN	582422620	-
1"1/2	1"7/8 12 UN	582423024	-
2"	2"1/2 12h UN	582424032	-

One piece ORFS Swivel female

Hembras giratorias rectas una sola pieza ORFS

Dichtkopf mit ORFS einteilig Ü-Mutter

Femelle pré-sertie ORFS



DN	ROSCA THREAD	Referencia Part n°	€
3/8"	11/16" 16h UNF	589000606	-
1/2"	13/16" 16h UNF	589000808	-
5/8"	1" 14h UNF	589001010	-
3/4"	1"3/16 12h UNF	589001212	-
1"	1"7/16 12h UNF	589001616	-
1"1/4	1"11/16 12h UNF	589002020	-
1"1/2	2" 12h UNF	589002424	-

One piece ORFS Swivel female (90° Elbow)

Hembras giratorias 90° una sola pieza ORFS

Dichtkopf 90° ORFS einteilig

Coude 90° femelle pré-sertie ORFS



DN	ROSCA THREAD	Referencia Part n°	€
3/8"	11/16" 16h UNF	589070606	-
1/2"	13/16" 16h UNF	589070808	-
5/8"	1" 14h UNF	589071010	-
3/4"	1"3/16 12h UNF	589071212	-
1"	1"7/16 12h UNF	589071616	-
1"1/4	1"11/16 12h UNF	589072020	-
1"1/2	2" 12h UNF	589072424	-

One piece ORFS Swivel female (45° Elbow)

Hembras giratorias 45° una sola pieza ORFS

Dichtkopf 45° ORFS einteilig

Coude 45° femelle pré-sertie ORFS



DN	ROSCA THREAD	Referencia Part n°	€
3/8"	11/16" 16h UNF	589080606	-
1/2"	13/16" 16h UNF	589080808	-
5/8"	1" 14h UNF	589081010	-
3/4"	1"3/16 12h UNF	589081212	-
1"	1"7/16 12h UNF	589081616	-
1"1/4	1"11/16 12h UNF	589082020	-
1"1/2	2" 12h UNF	589082424	-

One piece ORFS male

Machos una sola pieza ORFS

Außengewinde ORFS

Mâle pré-serti ORFS




DN	ROSCA THREAD	Referencia Part n°	€
3/8"	11/16" 16h UN	589120606	-
1/2"	13/16" 16h UN	589120808	-
5/8"	1" 14h UNS	589121010	-
3/4"	1"3/16 12h UN	589121212	-
1"	1"7/16 12h UN	589121616	-
1"1/4	1"11/16 12h UN	589122020	-

One piece NPSM Swivel female 60° cone

Hembras giratorias rectas una sola pieza rosca NPSM cono 60°

Dichtkopf mit NPSM einteilig Ü-Mutter 60° kon.

Femelle pré-sertie NPSM cône 60°



DN	ROSCA THREAD	Referencia Part n°	€
3/8"	3/8" NPT	582610606	-
1/2"	1/2" NPT	582610808	-
3/4"	3/4" NPT	582611212	-
1"	1" NPT	582611616	-

One piece NPT male pipe straight

Machos una sola pieza rosca cónica NPT

Außengewinde einteilig kon. NPT

Mâle pré-serti NPT



DN	ROSCA THREAD	Referencia Part n°	€
3/8"	3/8" NPT	581610606	-
1/2"	1/2" NPT	581610808	-
3/4"	3/4" NPT	581611212	-
1"	1" NPT	581611616	-
1"1/4	1"1/4 NPT	581612020	-
1"1/2	1"1/2 NPT	581612424	-
2"	2" NPT	581613232	-

One piece fittings BWS SERIES 3SP/4SP/R12/4SH NO SKIVE

Conexiones una sola pieza Serie BWS 3SP/4SP/R12/4SH No Pelar
Armaturen Serie BWS 3SP/4SP/R12/4SH ohne Schälung
Embouts pré-sertis BWS 3SP/4SP/R12/4SH Sans dénuder

R13 & R15 - Ø 3/4" - 1"

One piece 3000 PSI SAE Straight Flange / Code 61

Bridas rectas una sola pieza SAE 3000 PSI

Gerader Kompaktflansch SAE 3000 PSI

Bride SAE droite pré-sertie série 3000 PSI



DN	Ø	Referencia Part n°	€
1/2"	30.2	581820808	-
3/4"	38.1	581821212	-
1"	44.5	581821616	-
1 1/4"	50.8	581822020	-
1 1/2"	60.3	581822424	-
2"	71.4	581823232	-

One piece 6000 PSI SAE Straight Flange / Code 62

Bridas rectas una sola pieza SAE 6000 PSI

Gerader Kompaktflansch SAE 6000 PSI

Bride SAE droite pré-sertie série 6000 PSI



DN	Ø	Referencia Part n°	€
1/2"	31.8	582820808	-
3/4"	41.3	582821212	-
1"	47.6	582821616	-
1 1/4"	54.0	582822020	-
1 1/2"	63.5	582822424	-
1 1/2"	79.4	582823224	-
2"	79.4	582823232	-

One piece 3000 PSI SAE Flange (90° Elbow)/ Code 61

Bridas 90° una sola pieza SAE 3000 PSI

Kompaktflansch 90° SAE 3000 PSI

Bride SAE coude 90° pré-sertie série 3000 PSI



DN	Ø	Referencia Part n°	€
1/2"	30.2	581830808	-
1/2"	38.1	581831208 NEW	-
3/4"	38.1	581831212	-
1"	44.5	581831616	-
1 1/4"	50.8	581832020	-
1 1/2"	60.3	581832424	-
2"	71.4	581833232	-

One piece 6000 PSI SAE Flange (90° Elbow)/ Code 62

Bridas 90° una sola pieza SAE 6000 PSI

Kompaktflansch 90° SAE 6000 PSI

Bride SAE coude 90° pré-sertie série 6000 PSI



DN	Ø	Referencia Part n°	€
1/2"	31.8	582830808	-
3/4"	41.3	582831212	-
1"	47.6	582831616	-
1 1/4"	54.0	582832020	-
1 1/2"	63.5	582832424	-

One piece 3000 PSI SAE Flange (45° Elbow)/ Code 61

Bridas 45° una sola pieza SAE 3000 PSI

Kompaktflansch 45° SAE 3000 PSI

Bride SAE coude 45° pré-sertie série 3000 PSI



DN	Ø	Referencia Part n°	€
1/2"	30.2	581840808	-
3/4"	38.1	581841212	-
1"	44.5	581841616	-
1 1/4"	50.8	581842020	-
1 1/2"	60.3	581842424	-
2"	71.4	581843232	-

One piece 6000 PSI SAE Flange (45° Elbow)/ Code 62

Bridas 45° una sola pieza SAE 6000 PSI

Kompaktflansch 45° SAE 6000 PSI

Bride SAE coude 45° pré-sertie série 6000 PSI



DN	Ø	Referencia Part n°	€
1/2"	31.8	582840808	-
3/4"	41.3	582841212	-
1"	47.6	582841616	-
1 1/4"	54.0	582842020	-
1 1/2"	63.5	582842424	-
2"	79.4	582843232	-

One piece fittings BWS SERIES 3SP/4SP/R12/4SH NO SKIVE

Conexiones una sola pieza Serie BWS 3SP/4SP/R12/4SH No Pelar

Armaturen Serie BWS 3SP/4SP/R12/4SH ohne Schälung

Embouts pré-sertis BWS 3SP/4SP/R12/4SH Sans dénuder


👁️ R13 & R15 - Ø 3/4" - 1"

One piece Metric female cone 24°

Hembras giratorias rectas una sola pieza rosca Métrica cono 24° - DKO

Dichtkopf metr. einteilig Ü-Mutter kon. 24°

Femelle pré-sertie Métrique cône 24°



DN	TUBO PIPE	SERIE SERIES	ROSCA THREAD	Referencia Part n°	€
3/8"	10	L	M16x1.5	58804161006	-
3/8"	12	L	M18x1.5	58804181206	-
3/8"	15	L	M22x1.5	58804221506	-
1/2"	15	L	M22x1.5	58804221508	-
1/2"	18	L	M26x1.5	58804261808	-
5/8"	18	L	M26x1.5	58804261810	-
3/4"	22	L	M30x2	58804302212	-
1"	28	L	M36x2	58804362816	-
1"1/4	35	L	M45x2	58804453520	-
1"1/2	42	L	M52x2	58804524224	-
3/8"	12	S	M20x1.5	58804201206	-
1/2"	16	S	M24x1.5	58804241608	-
5/8"	20	S	M30x2	58804302010	-
3/4"	20	S	M30x2	58804302012	-
3/4"	25	S	M36x2	58804362512	-
1"	30	S	M42x2	58804423016	-
1"1/4	38	S	M45x2	58804523820	-

One piece Metric female cone 24° (90° Elbow)

Hembras giratorias 90° una sola pieza Métricas cono 24° - DKO 90°

Dichtkegel mit Ü-Mutter 90° Bogen einteilig

Coude 90° femelle pré-sertie Métrique cône 24°



DN	TUBO PIPE	SERIE SERIES	ROSCA THREAD	Referencia Part n°	€
3/8"	10	L	M16x1.5	58305161006	-
3/8"	12	L	M18x1.5	58305181206	-
1/2"	15	L	M22x1.5	58305221508	-
5/8"	18	L	M26x1.5	58305261810	-
3/4"	22	L	M30x2	58305302212	-
1"	28	L	M36x2	58305362816	-
1"1/4	35	L	M45x2	58305453520	-
1"1/2	42	L	M52x2	58305524224	-
3/8"	15	S	M20x1.5	58305201206	-
1/2"	16	S	M24x1.5	58305241608	-
5/8"	20	S	M30x2	58305302010	-
3/4"	20	S	M30x2	58305302012	-
3/4"	25	S	M36x2	58305362512	-
1"	30	S	M42x2	58305423016	-
1"1/4	38	S	M45x2	58305523820	-

One piece Metric female cone 24° (45° Elbow)

Hembras giratorias 45° una sola pieza Métricas cono 24° - DKO 45°

Dichtkegel mit Ü-Mutter 45° Bogen einteilig

Coude 45° femelle pré-sertie Métrique cône 24°



DN	TUBO PIPE	SERIE SERIES	ROSCA THREAD	Referencia Part n°	€
3/8"	10	L	M16x1.5	58306161006	-
3/8"	12	L	M18x1.5	58306181206	-
1/2"	15	L	M22x1.5	58306221508	-
5/8"	18	L	M26x1.5	58306261810	-
3/4"	22	L	M30x2	58306302212	-
1"	28	L	M36x2	58306362816	-
1"1/4	35	L	M45x2	58306453520	-
1"1/2	24	L	M52x2	58306524224	-
3/8"	12	S	M20x1.5	58306201206	-
1/2"	16	S	M24x1.5	58306241608	-
5/8"	20	S	M30x2	58306302010	-
3/4"	20	S	M30x2	58306302012	-
3/4"	25	S	M36x2	58306362512	-
1"	30	S	M42x2	58306423016	-
1"1/4	38	S	M45x2	58306523820	-

One piece Metric male cone 24°

Machos una sola pieza rosca Métrica cono 24°

Außengewinde einteilig metr. kon. 24°

Mâle pré-serti Métrique cône 24°



DN	TUBO PIPE	SERIE SERIES	ROSCA THREAD	Referencia Part n°	€
3/8"	10	L	M16x1.5	58203161006	-
3/8"	12	L	M18x1.5	58203181206	-
3/8"	15	L	M22x1.5	58203221506	-
1/2"	15	L	M22x1.5	58203221508	-
1/2"	18	L	M26x1.5	58203261808	-
5/8"	18	L	M26x1.5	58203261810	-
3/4"	22	L	M30x2	58203302212	-
1"	28	L	M36x2	58203362816	-
1"1/4	35	L	M45x2	58203453520	-
1"1/2	42	L	M52x2	58203524224	-
3/8"	12	S	M20x1.5	58203201206	-
1/2"	16	S	M24x1.5	58203241608	-
5/8"	20	S	M30x2	58203302010	-
3/4"	20	S	M30x2	58203302012	-
3/4"	25	S	M36x2	58203362512	-
1"	30	S	M42x2	58203423016	-
1"1/4	38	S	M45x2	58203523820	-

One piece fittings BWS SERIES 3SP/4SP/R12/4SH NO SKIVE

Conexiones una sola pieza Serie BWS 3SP/4SP/R12/4SH No Pelar

Armaturen Serie BWS 3SP/4SP/R12/4SH ohne Schälung

Embouts pré-sertis BWS 3SP/4SP/R12/4SH Sans dénuder

 **R13 & R15 - Ø 3/4" - 1"**

TrAle®


FLEXIBLE HOSE FITTINGS

One piece BSP female 60° cone +o'ring

Hembras giratorias rectas una sola pieza rosca BSP cono 60° con junta tórica

Dichtkopf einteilig mit BSP Ü-Mutter mit O-Ring

Femelle pré-sertie BSP cône 60°+ o'ring



DN	ROSCA THREAD	Referencia Part n°	€
3/4"	3/4" BSP	581101212	-
1"	1" BSP	581101616	-
1"1/4	1"1/4 BSP	581102020	-
1"1/2	1"1/2 BSP	581102424	-
2"	2" BSP	581103232	-

One piece double hexagonal BSP female 60° cone

Hembras giratorias rectas una sola pieza rosca BSP cono 60° doble hexagonal

Dichtkopf mit Ü-Mutter einteilig BSP 60° kon. doppelt 6 kt

Femelle pré-sertie BSP cône 60° double hexagonal



DN	ROSCA THREAD	Referencia Part n°	€
3/8"	3/8" BSP	584000606	-
1/2"	1/2" BSP	584000808	-
3/4"	3/4" BSP	584001212	-
1"	1" BSP	584001616	-
1"1/4	1"1/4 BSP	584002020	-
1"1/2	1"1/2 BSP	584002424	-
2"	2" BSP	584003232	-

FLOW MEASURING

One piece BSP female cone 60° (90° Elbow) +o'ring

Hembras giratorias 90° una sola pieza rosca BSP cono 60° con junta tórica

Dichtkopf 90° einteilig mit BSP Ü-Mutter mit O-Ring

Coude 90° femelle pré-sertie BSP cône 60° +o'ring




DN	ROSCA THREAD	Referencia Part n°	€
3/8"	3/8" BSP	581170606	-
1/2"	1/2" BSP	581170808	-
5/8"	5/8" BSP	581171010	-
3/4"	3/4" BSP	581171212	-
1"	1" BSP	581171616	-
1"1/4	1"1/4 BSP	581172020	-
1"1/2	1"1/2 BSP	581172424	-
2"	2" BSP	581173232	-

One piece BSP female flat seat

Hembras giratorias rectas una sola pieza rosca BSP asiento plano

Dichtkopf mit Ü-Mutter einteilig BSP flachdichtend

Femelle pré-sertie BSP fond plat



DN	ROSCA THREAD	Referencia Part n°	€
3/8"	3/8" BSP	582000606	-
1/2"	1/2" BSP	582000808	-
3/4"	3/4" BSP	582001212	-
1"	1" BSP	582001616	-
1"1/4	1"1/4 BSP	582002020	-
1"1/2	1"1/2 BSP	582002424	-

EQUIPMENT FOR FLEXIBLE HOSES

One piece BSP female 60° cone (45° Elbow) +o'ring

Hembras giratorias 45° una sola pieza rosca BSP cono 60° con junta tórica

Dichtkopf 45° einteilig mit BSP Ü-Mutter mit O-Ring

Coude 45° femelle pré-sertie BSP cône 60° +o'ring



DN	ROSCA THREAD	Referencia Part n°	€
1"1/4	1"1/4 BSP	581182020	-
1"1/2	1"1/2 BSP	581182424	-
2"	2" BSP	581183232	-

One piece BSP male 60° cone

Machos una sola pieza rosca cilíndrica BSP cono 60°

Außengewinde zyl. einteilig kon. BSP 60°

Mâle pré-serti BSP cône 60°



DN	ROSCA THREAD	Referencia Part n°	€
3/8"	3/8" BSP	581120606	-
1/2"	1/2" BSP	581120808	-
3/4"	3/4" BSP	581121212	-
1"	1" BSP	581121616	-
1"1/4	1"1/4 BSP	581122020	-
1"1/2	1"1/2 BSP	581122424	-
2"	2" BSP	581123232	-

BWS



NO PELAR
NO SKIVE



MAYOR VERSATILIDAD. 1 CASQUILLO - 4 MANGUERAS
GREATER VERSATILITY. 1 FERRULE - 4 HOSES

+



REDUCCIÓN DE STOCK. USO DE ESPIGA STD
STOCK OPTIMISATION. STD SERIES

+



MEJOR TIEMPO DE MONTAJE. NO PELAR
REDUCES ASSEMBLY TIME. NO SKIVE

=



AHORRO ECONÓMICO.
ECONOMIC EFFICIENCY



BW+



NO PELAR
NO SKIVE



ALTA PRESIÓN
HIGH PRESSURE

1" 1/4 - 1" 1/2 - 2"

R13 - R15

+



REDUCCIÓN DE STOCK. USO DE ESPIGA BW
STOCK OPTIMISATION. BW SERIES

+



MEJOR TIEMPO DE MONTAJE. NO PELAR
REDUCES ASSEMBLY TIME. NO SKIVE



One piece fittings BW+ Series R13/R15 No Skive

Conexiones una pieza Serie BW+ R13/R15 No Pelar
 Armaturen Serie BW+ R13/R15 ohne Schälung
 Embouts R13/R15 Série BW+ Sans denuder

TrAie®

R13 & R15 - Ø 3/4" - 1" BWS

One piece JIC 37° male with o'ring

Machos una sola pieza rosca JIC 37° C/J

Außengewinde einteilig JIC 37° mit O-Ring

Mâle pré-serti JIC 37° avec joint torique



DN	ROSCA THREAD	Referencia Part n°	€
1" 1/4	1"5/8 12 UNF	691402620	-
1" 1/2	1"7/8 12 UNF	691403024	-
2"	2"1/2 12 UNF	691404032	-

One piece double hexagonal JIC 37° Swivel female wire nut

NEW

Hembras giratorias rectas una sola pieza JIC 37° doble hexagonal tca engargolada

Dichtkopf mit Ü-Mutter einteilig 37° JIC doppelt 6 kt Muffenmutter

Femelle pré-sertie JIC 37° double hexagonal



DN	ROSCA THREAD	Referencia Part n°	€
1"1/4	1"5/8 12 UN	695422620	-
1"1/2	1"7/8 12 UN	695423024	-
2"	2"1/2 12 UN	695424032	-

One piece JIC 37° Swivel female (90° Elbow) wire nut

NEW

Hembras giratorias 90° una sola pieza rosca JIC 37° con tuerca engargolada

Dichtkopf mit Ü-Mutter einteilig 37° JIC 90° Muffenmutter

Coude 90° femelle pré-sertie JIC 37°



DN	ROSCA THREAD	Referencia Part n°	€
1"1/4	1"5/8 12 UN	695382620	-
1"1/2	1"7/8 12 UN	695383024	-
2"	2"1/2 12 UN	695384032	-

One piece JIC 37° Swivel female (45° Elbow) wire nut

NEW

Hembras giratorias 45° una sola pieza rosca JIC 37° con tuerca engargolada

Dichtkonus JIC 37° einteilig 45° Muffenmutter

Coude 45° femelle pré-sertie JIC 37°



DN	ROSCA THREAD	Referencia Part n°	€
1"1/4	1"5/8 12 UN	695392620	-
1"1/2	1"7/8 12 UN	695393024	-
2"	2"1/2 12 UN	695394032	-

One piece ORFS Swivel female straight double hexagonal

Hembras giratorias rectas una sola pieza ORFS doble hexagonal

Dichtkopf mit ORFS einteilig Ü-Mutter doppelt 6 kt

Femelle pré-sertie droite ORFS double hexagonal



DN	ROSCA THREAD	Referencia Part n°	€
1" 1/4	1" 11/16 12 UNF	699012020	-
1" 1/2	2" 12 UNF	699012424	-

One piece ORFS Swivel female (90° Elbow)

Hembras giratorias 90° una sola pieza ORFS

Dichtkopf mit ORFS einteilig Ü-Mutter 90°

Coude 90° femelle pré-sertie ORFS



DN	ROSCA THREAD	Referencia Part n°	€
1"1/4	1" 11/16 12 UNF	699072020	-
1"1/2	2" 12 UNF	699072424	-

One piece ORFS Swivel female (45° Elbow)

Hembras giratorias 45° una sola pieza ORFS

Dichtkopf mit ORFS einteilig Ü-Mutter 45°

Coude 45° femelle pré-sertie ORFS



DN	ROSCA THREAD	Referencia Part n°	€
1"1/4	1" 11/16 12 UNF	699082020	-
1"1/2	2" 12 UNF	699082424	-

One piece fittings BW+ Series R13/R15 No Skive

Conexiones una pieza Serie BW+ R13/R15 No Pelar

Armaturen Serie BW+ R13/R15 ohne Schälung

Embouts R13/R15 Série BW+ Sans denuder

R13 & R15 - Ø 3/4" - 1" BWS

One piece 6000 PSI SAE Straight Flange / Code 62

Bridas recta SAE 6000 PSI

Gerader Kompaktflansch SAE 6000 PSI

Bride SAE droite pré-sertie série 6000 PSI



DN	Ø	Referencia Part n°	€
1"1/4	1"1/4	692822020	-
1"1/2	1"1/2	692822424	-
2"	2"	692823232	-

One piece 6000 PSI SAE Flange (90° Elbow) / Code 62

Bridas a 90° SAE 6000 PSI

Kompaktflansch 90° SAE 6000 PSI

Bride SAE coude 90° pré-sertie série 6000 PSI



DN	Ø	Referencia Part n°	€
1"1/4	1"1/4	692832020	-
1"1/2	1"1/2	692832424	-
2"	2"	692833232	-

One piece 6000 PSI SAE Flange (45° Elbow) / Code 62

Bridas a 45° SAE 6000 PSI

Kompaktflansch 45° SAE 6000 PSI

Bride SAE coude 45° pré-sertie série 6000 PSI



DN	Ø	Referencia Part n°	€
1"1/4	1"1/4	692842020	-
1"1/2	1"1/2	692842424	-
2"	2"	692843232	-

One piece BSP Male 60° cone

Machos cilíndricos una sola pieza BSP 60°

Außengewinde zyl. einteilig BSP 60°

Mâle pré-serti gaz cylindrique BSP 60°



DN	ROSCA THREAD	Referencia Part n°	€
1"1/4	1"1/4 BSP	691122020	-
1"1/2	1"1/2 BSP	691122424	-
2"	2" BSP	691123232	-

One piece BSP Swivel female cone 60° with o'ring

Hembras giratorias una sola pieza BSP 60° con junta

Dichtkopf einteilig 60° kon. I mit O-Ring

Femelle BSP pré-sertie cône 60° with o'ring



DN	ROSCA THREAD	Referencia Part n°	€
1" 1/4	1" 1/4	691102020	-
1" 1/2	1" 1/2	691102424	*

One piece BSP Swivel female 60° cone with o'ring (90° Elbow)

Hembras giratorias 90° una sola pieza BSP 60° C/J

Dichtkopf mit BSP Ü-Mutter 60° einteilig 90° mit O-Ring

Coude 90° femelle pré-sertie BSP 60° avec o'ring



DN	ROSCA THREAD	Referencia Part n°	€
1"1/4	1"1/4 BSP	691172020	-

One piece BSP Swivel female 60° cone with o'ring (45° Elbow)

Hembras giratorias 45° una sola pieza BSP 60° C/J

Dichtkopf mit BSP Ü-Mutter 60° einteilig 45° mit O-Ring

Coude 45° femelle pré-sertie BSP 60° avec o'ring



DN	ROSCA THREAD	Referencia Part n°	€
1"1/4	1"1/4 BSP	691182020	-

Reusable series fittings


Conexiones Serie Reusables
Serie Wiederverwendbare Armaturen
Embouts Récuperables

Ferrules R1AT/1SN

Casquillos R1AT

Pressfassungen R1AT/1SN

Jupes à visser R1AT/1SN



DN	Referencia Part n°	€
1/4"	A1G-4 R1T	-
3/8"	A1G-6 R1T	-
1/2"	A1G-8 R1T	-
3/4"	A1G-12 R1T	-
1"	A1G-16 R1T	-

Ferrules R2AT/2SN

Casquillos R2AT

Pressfassungen R2AT/2SN

Jupes à visser R2AT/2SN



DN	Referencia Part n°	€
1/4"	A1G-4 R2T	-
3/8"	A1G-6 R2T	-
1/2"	A1G-8 R2T	-
5/8"	A1G-10 R2T	-
3/4"	A1G-12 R2T	-
1"	A1G-16 R2T	-

BSP Swivel female 60° cone

Hembras giratorias rectas BSP cono 60°

Dichtkopf mit BSP Ü-Mutter 60°

Femelle tournante gaz cyl BSP 60°



DN	ROSCA THREAD	Referencia Part n°	€
1/4"	1/4" BSP	A3G-4	-
5/16"	3/8" BSP	A3G-6-5*	-
3/8"	3/8" BSP	A3G-6	-
1/2"	1/2" BSP	A3G-8	-
3/4"	3/4" BSP	A3G-12	-
1"	1" BSP	A3G-16	-

* Until end of stock / Hasta fin de existencias / Bis zum Ende des Lagerbestandes / Jusqu'à la fin du stock

BSP Swept 90° elbow 60° cone

Hembras giratorias 90° BSP cono 60°

Dichtkopf mit BSP Ü-Mutter 60° kon. 90°

Femelle tournante coude 90° gaz cyl BSP 60°



DN	ROSCA THREAD	Referencia Part n°	€
1/4"	1/4" BSP	A90G-4	-
3/8"	3/8" BSP	A90G-6	-
1/2"	1/2" BSP	A90G-8	-
1/2"	3/4" BSP	A90G-12-8	-
3/4"	3/4" BSP	A90G-12*	-
1"	1" BSP	A90G-16	-


* Until end of stock / Hasta fin de existencias / Bis zum Ende des Lagerbestandes / Jusqu'à la fin du stock

BSP Male parallel 60° cone

Machos rosca cilíndrica BSP cono 60°

Außengewinde BSP NORM AGR

Mâle gaz cyl BSP 60°



DN	ROSCA THREAD	Referencia Part n°	€
1/4"	1/4" BSP	A2G-4	-
3/8"	3/8" BSP	A2G-6	-
1/2"	1/2" BSP	A2G-8	-
3/4"	3/4" BSP	A2G-12	-
1"	1" BSP	A2G-16	-

Metric Standpipe

Espigas lisas Métricas

Metr. Stutzen glatt

Embout lisse Métrique



DN	TUBO PIPE	Referencia Part n°	€
1/4"	6	AE 6-4	-
1/4"	8	AE 8-4	-
1/4"	10	AE 10-4	-
3/8"	10	AE 10-6	-
3/8"	12	AE 12-6	-
1/2"	15	AE 15-8	-
3/4"	22	AE 22-12*	-


* Until end of stock / Hasta fin de existencias / Bis zum Ende des Lagerbestandes / Jusqu'à la fin du stock

Reusable JIC 37° straight swivel female

Hembras giratorias rectas reusables rosca JIC cono 37°

Schraubarmaturen Ü-Mutter Dichtkonus JIC 37°

Femelle droite récupérable JIC 37°




DN	ROSCA THREAD	Referencia Part n°	€
1/4"	7/16" 20h JIC	A3J-07-04	-
3/8"	9/16" 18h JIC	A3J-09-06	-
1/2"	3/4" 16h JIC	A3J-12-08	-
1/2"	7/8" 14h JIC	A3J-14-08	-
5/8"	7/8" 14h JIC	A3J-14-10	-
3/4"	1"1/16 12h JIC	A3J-17-12	-
1"	1"5/16 12h JIC	A3J-21-16	-

BSP Swivel female 60° cone

Hembras giratorias rectas rosca BSP cono 60°

Dichtkopf mit BSP Ü-Mutter 60°

Femelle tournante gaz cyl BSP 60°



DN	ROSCA THREAD	Referencia Part n°	€
1/4"	1/4" BSP	391000404	-
3/8"	3/8" BSP	391000606	-
1/2"	1/2" BSP	391000808	-
5/8"	5/8" BSP	391001010	-
3/4"	3/4" BSP	391001212	-
1"	1" BSP	391001616	-

BSP Male 60° cone

Machos BSP 60°

Außengewinde BSP kon. 60°

Mâle BSP cône 60°



DN	ROSCA THREAD	Referencia Part n°	€
1/4"	1/4" BSP	391120404	-
3/8"	3/8" BSP	391120606	-
1/2"	1/2" BSP	391120808	-
5/8"	5/8" BSP	391121010	-
3/4"	3/4" BSP	391121212	-
1"	1" BSP	391121616	-

JIC Swivel female 37° cone

Hembras giratorias rectas JIC 37°

Dichtkonus mit Ü-Mutter JIC 37°

Femelle tournante droite JIC cône 37°



DN	ROSCA THREAD	Referencia Part n°	€
1/4"	7/16" 20 UNF	391420704	-
3/8"	9/16" 18 UNF	391420906	-
1/2"	3/4" 16 UNF	391421208	-
5/8"	7/8" 14 UNF	391421410	-
3/4"	1"1/16 12 UN	391421712	-
1"	1"5/16 12 UN	391422116	-

JIC 37° Male

Machos JIC 37°

Außengewinde 37°

Mâle JIC 37°




DN	ROSCA THREAD	Referencia Part n°	€
1/4"	7/16" 20 UNF	391400704	-
3/8"	9/16" 18 UNF	391400906	-
1/2"	3/4" 16 UNF	391401208	-
5/8"	7/8" 14 UNF	391401410	-
3/4"	1"1/16 12 UN	391401712	-
1"	1"5/16 12 UN	391402116	-

NPT Male

Machos rosca NPT

Außengewinde NPT

Mâle fixe NPT




DN	ROSCA THREAD	Referencia Part n°	€
1/4"	1/4" NPT	391610404	-
3/8"	3/8" NPT	391610606	-
1/2"	1/2" NPT	391610808	-
3/4"	3/4" NPT	391611212	-

Metric Swivel female 24° cone

Hembras giratorias rectas 24°

Dichtkonus mit Ü-Mutter 24°

Femelle tournante droite 24°



DN	TUBO PIPE	SERIE SERIES	ROSCA THREAD	Referencia Part n°	€
1/4"	8	L	M14X1.5	39804140804	-
3/8"	12	L	M18X1.5	39804181206	-
1/2"	15	L	M22X1.5	39804221508	-
3/4"	22	L	M30X2	39804302212	-

24° Cone Male

Machos rosca métrica 24°

Außengewinde 24°

Mâle fixe 24°



DN	TUBO PIPE	SERIE SERIES	ROSCA THREAD	Referencia Part n°	€
1/4"	8	L	M14X1.5	39203140804	-
3/8"	12	L	M18X1.5	39203181206	-
1/2"	22	L	M22X1.5	39203221508	-
3/4"	30	L	M30X2	39203302212	-

High pressure 700 Bar fittings

Conexiones Alta presión (700 Bar)
Armaturen Hochdruck (700bar)
Embouts haute pression 700 Bar

TrΔle®

Thermoplastic hose 700 bar

Manguera termoplástica 700 bar

Thermopl. Schläuche 700 bar

Tuyau thermoplastique haute pression 700 bar




DN	Referencia Part n°	€
1/4"	MT70004	-
3/8"	MT70006	-

Ferrules for thermoplastic hose 700 bar MT700 type

Casquillos manguera 700 bar tipo MT700

Pressfassungen für Thermopl. Schläuche 700 bar
MT700

Jupes à sertir thermoplastique 700 bar type MT700




DN	Referencia Part n°	€
1/4"	710120400	-
3/8"	710120600	-

BSP Swivel female 60° cone

Hembra giratoria recta BSP 60°

Dichtkopf gerade mit Ü-Mutter BSP 60°

Embout thermoplastique 700 bar femelle tournante gaz
cyl BSP 60°



DN	ROSCA THREAD	Referencia Part n°	€
1/4"	1/4" BSP	741000404	-
3/8"	3/8" BSP	741000606	-

BSP Male parallel 60° cone

Macho BSP 60°

Außengewinde BSP 60°

Embout thermoplastique 700 bar mâle fixe gaz cyl BSP
60°



DN	ROSCA THREAD	Referencia Part n°	€
1/4"	1/4" BSP	741120404	-
3/8"	3/8" BSP	741120606	-

NPT Male thread

Macho NPT

Außengewinde NPT

Embout thermoplastique 700 bar mâle fixe gaz conique
NPT



DN	ROSCA THREAD	Referencia Part n°	€
1/4"	1/4" NPT	741610404	-
1/4"	3/8" NPT	741610604	-
3/8"	3/8" NPT	741610606	-

Micro-hose fittings | 110

Conexiones Serie Micro-hose
Mikroschlauch-Armaturen
Embouts manomètres

Test couplings | 112

Racores de control
Kontrollarmaturen
Prises de pression

Pressure and vacuum gauges | 116

Instrumentos de medición
Manometer und Vacuummeter
Manomètres et vacuomètres

Flow tester | 121

Medidores de caudal
Durchfluss-Tester
Débitmètres



03

| FLOW MEASURING

Metrología

Messtechnik

Test du circuit hydraulique



Micro-hose fittings

Conexiones Serie Micro-hose
 Mikroschlauch-Armaturen
 Embouts manomètres

Hoses for check couplings for manometers ▪ Mangueras para tomas de manómetro ▪ Schläuche für Druckmess-
 Kupplungen ▪ Tuyaux capillaires minimes

110



MT010

Crimp fittings ▪ Conexiones ▪ Pressfassungen ▪ Embouts à sertir minimes

110



55501



55506



55516



55504



55505



55515



5550795



55503



55507



55517



55509



55508



55513



55502



54000

Test couplings

Racores de control
Kontrollarmaturen
Prises de pression

Check couplings for manometers 16x1.5 ▪ Tomas de presión 16x1.5 ▪ Kontrollarmaturen für Manometer 16x1.5 ▪ Prises de pression 16x1.5

112



MPL M

MPL

Check couplings for manometers 16x2 ▪ Tomas de presión 16x2 ▪ Kontrollarmaturen für Manometer 16x2 ▪ Prises de pression 16x2

112



MPR C/J

MPR G

MPR BSPT

MPR NPT

MPR M

MPR M CJ

MPR A

MPR TUB

MPR UNF

MPR TLM CM

MPR M CM

MPR CJ CM

MPR G CM

MPR DL CM

27C/28C

Accessoires and adaptors ▪ Tomas de presión manómetros ▪ Zubehör und Adapter ▪ Accessoires et adaptateurs minimes

114



MPR PT BSP

MPD BSP

MPD 90 BSP

MPU

MPR PT

Valves for manometers ▪ Válvulas para manómetros ▪ Ventile für Manometer ▪ Valves pour manètres

115



FT290

FT291

FT299

Pressure and vacuum gauges

Instrumentos de medición
Manometer und Vacuummeter
Manomètres et vacuomètres

Pressure gauges ▪ Manómetros ▪ Manometer ▪ Manomètres

| 116



Vacuum gauges ▪ Vacuómetros ▪ Vakuummeter ▪ Vacuomètres

| 118



Temperature- pressure gauge ▪ Termomanómetros ▪ Thermo-Manometer ▪ Thermo-manomètre

| 118



Manovacuumeter ▪ Manovacuómetros ▪ Vakuum-Manometer ▪ Manovacuumètre

| 118



Calibrated Manometers ▪ Manómetros Calibrados ▪ Kalibrierte Manometer ▪ Manomètres calibrés

| 119



Check cases ▪ Maletines de control de presión ▪ Messkoffer ▪ Équipements de mesure

| 120



Flow tester

Medidores de caudal
Durchfluss-Tester
Débitmètres

Flow tester 250 bar ▪ Caudalímetros 250 bar ▪ Durchflussmesser 250 bar ▪ Débitmètres 250 bar

| 121



WPB3A6H



WPB5A6H



WPB6A6H

Flow tester 300-420 bar ▪ Caudalímetros 300-420 bar ▪ Durchflussmesser 300-420 bar ▪ Débitmètres 300-420 bar

| 121



FT5758



FT6068



FT5594

Micro-hose fittings

Conexiones Serie Micro-hose
Mikroschlauch-Armaturen
Embouts manomètres

TrAle®

Micro-Hose

Mangueras Minimes

Messschlauch

Tuyaux Minimes



Ø INT. Ø INNER	Referencia Part n°	€
2	MT01002	-

Micro-hose ferrules

Casquillo manguera Minimes

Pressfassungen für Messschlauch

Jupe pour tuyau Minimes



DN	Ø INT. Ø INNER	Ø EXT. Ø OUTER	Referencia Part n°	€
2	5.5	8	555010100	-

Check Metric swivel female Micro-hose

Hembra giratoria de control

Kontroll-Dichtkopf mit Ü-Mutter

Embout femelle tournante de control Métrique Minimes



DN	ROSCA THREAD	Referencia Part n°	€
2	M16X1.5	555069521	-
2	M16X2	555069523	-

90° Swivel female check coupling

Codo 90° hembra giratoria de control

90° Kontrollarmatur

Coude 90° prise de pression femelle tournante



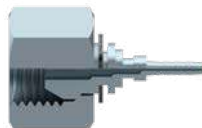
DN	ROSCA THREAD	Referencia Part n°	€
2	M16X2	555169523	-

Straight swivel female BSP 60° cone Micro-hose

Hembra giratoria recta BSP

Dichtkopf gerade mit Ü-Mutter BSP

Embout femelle tournante gaz cyl BSP 60° Minimes




DN	ROSCA THREAD	Referencia Part n°	€
2	1/8" BSP	555040202	-
2	1/4" BSP	555040404	-
2	3/8" BSP	555040606	-

Swivel female flat seat with o'ring for manometer Micro-hose

Hembra asiento plano con junta manómetro

Dichtkopf flachdichtend mit Dichtring für Manometer

Embout femelle tournante fond plat + o'ring pour manomètre Minimes



DN	ROSCA THREAD	Referencia Part n°	€
2	1/4" BSP	555050404	-
2	1/2" BSP	555050808	-

90° Swivel female flat seat with o'ring for manometer

Codo 90° hembra asiento plano con junta manómetro

90° Winkel w flachdichtend mit Manometer-Dichtung

Coude 90° prise de pression femelle fond plat avec o'ring



DN	ROSCA THREAD	Referencia Part n°	€
2	1/4" BSP	555150404	-

Metric swivel female with o'ring

Hembra giratoria Métrica con junta

Dichtkopf mit Ü-Mutter metr. mit O-Ring

Embout femelle tournante Métrique 24° pour raccord de control + o'ring minimes



DN	TUBO PIPE	ROSCA THREAD	Referencia Part n°	€
2	6L	M12X1.5	555079510	-
2	65	M14X1.5	555079511	-
2	8L	M14X1.5	555079512	-
2	85	M16X1.5	555079523	-
2	10L	M16X1.5	555079525	-

Straight Micro-hose check male

Macho de control

Kontroll-Außengewinde

Embout mâle manomètre



DN	Referencia Part n°	€
2	555030325	-

Metric standpipe Micro-hose

Espiga lisa Métrica

Metr. Stutzen glatt

Embout lisse Métrique Minimes



DN	TUBO PIPE	Referencia Part n°	€
2	6	555070600	-
2	8	555070800	-

Micro-hose fittings

Conexiones Serie Micro-hose
Mikroschlauch-Armaturen
Embouts manomètres

90° Metric standpipe Micro-hose

Espiga a 90° lisa Métrica

Metr. Stutzen 90° glatt für Messschlauch

Embout lisse coude 90° Métrique Minimess



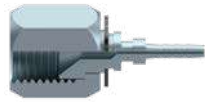
DN	TUBO PIPE	Referencia Part n°	€
2	6	555170600	-

Straight swivel female JIC 37° Micro-hose

Hembra giratoria recta JIC 37°

Dichtkopf mit Ü-Mutter gerade JIC 37°

Embout femelle tournante JIC 37° Minimess



DN	ROSCA THREAD	Referencia Part n°	€
2	7/16" 20h UNF	555090700	-
2	1/2" 20h UNF	555090800	-
2	9/16" 18h UNF	555090900	-

Metric Banjo Micro-hose

Orientable Métrico

Metr. Ringauge

Embout Banjo Métrique Minimess



DN	∅	Referencia Part n°	€
2	10	555081000	-

Male NPT

Macho NPT

Außengewinde NPT

Mâle NPT



DN	ROSCA THREAD	Referencia Part n°	€
2	1/8" NPT	555130200	-

BSP Male

Macho BSP

Außengewinde BSP

Mâle BSP



DN	ROSCA THREAD	Referencia Part n°	€
2	1/8" BSP	555020202	-
2	1/4" BSP	555020404	-

Dust protector

Protector de polvo

Staubschutz

Protecteur de poussière



MATERIAL	Referencia Part n°	€
PLASTIC	54000000P	-

Test couplings

Racores de control
Kontrollarmaturen
Prises de pression

Check coupling male metric thread (metallic cap)

Racor de control rosca Métrica DIN 3852 (tapón metálico)

Kontroll-Armatur m metr. (Metallkappe)

Prise de pression métrique (capuchon métallique)



ROSCA THREAD	DESCRIPCION DESCRIPTION	Referencia Part n°	€
M10X1	16x1.5	MPL M 10X1 CM	-

For other designs, please consult us / Otras figuras, consultar / Weitere Fig. bitte anfragen. / Pour d'autres figures, consultez-nous

Check coupling BSP (metallic cap)

Racor de control rosca BSP (tapón metálico)

Kontroll-Armatur BSP (Metallkappe)

Prise de pression BSP (capuchon métallique)



ROSCA THREAD	DESCRIPCION DESCRIPTION	Referencia Part n°	€
1/8" BSP	16x1.5	MPL 1/8 G CM	-
1/4" BSP	16x1.5	MPL 1/4 G CM	-

For other designs, please consult us / Otras figuras, consultar / Weitere Fig. bitte anfragen. / Pour d'autres figures, consultez-nous

Check coupling male thread BSP with captive seal (plastic cap)

Racor de control rosca BSP con junta (tapón plástico)

Kontroll-Armatur BSP mit O-Ring (Plastikkappe)

Prise de pression avec joint (capuchon plastique)



ROSCA THREAD	DESCRIPCION DESCRIPTION	Referencia Part n°	€
1/8" BSP	16x2	MPR 1/8 C/J	-
1/4" BSP	16x2	MPR 1/4 C/J	-
3/8" BSP	16x2	MPR 3/8 C/J	-
1/2" BSP	16x2	MPR 1/2 C/J	-

Check coupling male thread BSP (plastic cap)

Racor de control rosca BSP (tapón plástico)

Kontroll-Armatur BSP (Plastikkappe)

Prise de pression (capuchon plastique)



ROSCA THREAD	DESCRIPCION DESCRIPTION	Referencia Part n°	€
1/8" BSP	16x2	MPR 1/8 G	-
1/4" BSP	16x2	MPR 1/4 G	-
3/8" BSP	16x2	MPR 3/8 G	-
1/2" BSP	16x2	MPR 1/2 G	-

Check coupling male BSP tapered (plastic cap)

Racor de control rosca cónica BSPT (tapón plástico)

Kontroll-Armatur kon. m BSPT (Plastikkappe)

Prise de pression BSPT (capuchon plastique)



ROSCA THREAD	DESCRIPCION DESCRIPTION	Referencia Part n°	€
1/8" BSPT	16x2	MPR 1/8 BSPT	-
1/4" BSPT	16x2	MPR 1/4 BSPT	-
3/8" BSPT	16x2	MPR 3/8 BSPT	-

Check coupling male thread NPT (plastic cap)

Racor de control rosca NPT (tapón plástico)

Kontroll-Armatur m NPT (Plastikkappe)

Prise de pression NPTF (capuchon plastique)



ROSCA THREAD	DESCRIPCION DESCRIPTION	Referencia Part n°	€
1/8" NPT	16x2	MPR 1/8 NPT	-
1/4" NPT	16x2	MPR 1/4 NPT	-
3/8" NPT	16x2	MPR 3/8 NPT	-

Check coupling male metric thread (plastic cap)

Racor de control rosca Métrica DIN 3852 (tapón plástico)

Kontroll-Armatur m metr. (Plastikkappe)

Prise de pression métrique DIN 3852 (capuchon plastique)



ROSCA THREAD	DESCRIPCION DESCRIPTION	Referencia Part n°	€
M10X1	16x2	MPR M10X1	-
M12X1.5	16x2	MPR M12X1.5	-
M14X1.5	16x2	MPR M14X1.5	-
M16X1.5	16x2	MPR M16X1.5	-

Check coupling male metric thread + o-ring (plastic cap)

Racor de control macho Métrico con junta (Tapón plástico)

Kontroll-Armatur m metr. mit Dichtung (Plastikkappe)

Prise de pression métrique avec o-ring (capuchon plastique)



ROSCA THREAD	DESCRIPCION DESCRIPTION	Referencia Part n°	€
M10x1	M16X2	MPR M10X1 C/J	-
M12x1.5	M16X2	MPR M12X1.5 C/J	-
M14x1.5	M16X2	MPR M14X1.5 C/J	-
M16x1.5	M16X2	MPR M16X1.5 C/J	-

Test couplings

Racores de control
Kontrollarmaturen
Prises de pression

Check coupling male metric thread (plastic cap)

Racor de control rosca Métrica (tapón plástico)

Kontroll-Armatur m metr. (Plastikkappe)

Prise de pression métrique (capuchon plastique)



ROSCA THREAD	DESCRIPCION DESCRIPTION	Referencia Part n°	€
M8X1	16x2	MPR A 8X1	-
M10X1	16x2	MPR A 10X1	-
M10X1.25	16x2	MPR A 10X1.25	-

Check coupling male metric tubular (plastic cap)

Racor de control tubular Métrico (tapón plástico)

Kontroll-Armatur m metr. Rohr (Plastikkappe)

Prise de pression avec embout lisse (capuchon plastique)



TUBO PIPE	DESCRIPCION DESCRIPTION	Referencia Part n°	€
6	16x2	MPR TUB.6	-
8	16x2	MPR TUB.8	-
10	16x2	MPR TUB.10	-
12	16x2	MPR TUB.12	-
15	16x2	MPR TUB.15	-

Check coupling male thread UNF (plastic cap)

Racor de control rosca SAE - UNF (tapón plástico)

Kontroll-Armatur m SAE-UNF (Plastikkappe)

Prise de pression filetage SAE/UNF (capuchon plastique)



ROSCA THREAD	DESCRIPCION DESCRIPTION	Referencia Part n°	€
7/16" 20h UNF	16x2	MPR 7/16 UNF	-
1/2" 20h UNF	16x2	MPR 1/2 UNF	-
9/16" 18h UNF	16x2	MPR 9/16 UNF	-

Check coupling Metric swivel female + o-ring (metallic cap)

Racor de control hembra giratoria Métrica c/j (tapón metálico)

Kontroll-Armatur w Drallmutter metr. mit Dichtung (Metallkappe)

Prise de pression femelle tournante Métrique + o-ring (capuchon métallique)



TUBO PIPE	ROSCA THREAD	DESCRIPCION DESCRIPTION	Referencia Part n°	€
6L	M12X1.5	16x2	MPR TLM 6L CM	-
8L	M14X1.5	16x2	MPR TLM 8L CM	-
10L	M16X1.5	16x2	MPR TLM 10L CM	-
12L	M18X1.5	16x2	MPR TLM 12L CM	-
15L	M22X1.5	16x2	MPR TLM 15L CM	-

For other dimensions, please consult us / Otras medidas, consultar / Andere Abmessungen auf Nachfrage / Pour d'autres dimensions, consultez-nous

Check coupling metric male + o-ring (metallic cap)

Racor de control macho Métrico con junta (tapón metálico)

Kontroll-Armatur m metr. mit Dichtung (Metallkappe)

Prise de pression mâle + o-ring (capuchon métallique)



ROSCA THREAD	DESCRIPCION DESCRIPTION	Referencia Part n°	€
M10X1	16x2	MPR M 10X1 CM	-
M12X1.5	16x2	MPR M 12X1.5 CM	-

Check coupling BSP with o-ring (metallic cap)

Racor de control rosca BSP con junta tórica (tapón metálico)

Kontroll-Armatur BSP mit O-Ring (Metallkappe)

Prise de pression BSP avec o-ring (capuchon métallique)



ROSCA THREAD	DESCRIPCION DESCRIPTION	Referencia Part n°	€
1/8" BSP	16x2	MPR 1/8 C/J CM	-
1/4" BSP	16x2	MPR 1/4 C/J CM	-

Check coupling BSP (metallic cap)

Racor de control rosca BSP (tapón metálico)

Kontroll-Armatur BSP (Metallkappe)

Prise de pression BSP (capuchon métallique)



ROSCA THREAD	DESCRIPCION DESCRIPTION	Referencia Part n°	€
1/8" BSP	16x2	MPR 1/8 G CM	-
1/4" BSP	16x2	MPR 1/4 G CM	-

Halk-way check coupling (metallic cap)

Racor de control intermedio (tapón metálico)

Kontroll-Zwischenverschraubung (Metallkappe)

Prise de pression intermédiaire (capuchon métallique)



TUBO PIPE	DESCRIPCION DESCRIPTION	Referencia Part n°	€
6L	16x2	MPR DL 6 CM	-
8L	16x2	MPR DL 8 CM	-
10L	16x2	MPR DL 10 CM	-
12L	16x2	MPR DL 12 CM	-
15L	16x2	MPR DL 15 CM	-

Protective cap - check coupling for manometer

Capuchón protector toma de presión

Staubschutz für Kontrollverschraubung

Capuchon Minimes



MATERIAL	Referencia Part n°	€
CARBON STEEL	27CA000C01	-
PLASTIC	28CP0000	-

Test couplings

Racores de control
Kontrollarmaturen
Prises de pression

Check coupling BSP bulkhead for pressure gauge

Conex. manómetro-pasatabiques BSP

Kontroll-Schottarmatur BSP für Manometer

Prise de pression passe cloison sans capouchon



ROSCA THREAD	DESCRIPCION DESCRIPTION	Referencia Part n°	€
1/4" BSP	M16X2	MPR PT 1/4 BSP	-
1/2" BSP	M16X2	MPR PT 1/2 BSP	-

Check coupling for pressure gauge

Conex. manómetro - toma de control

Kontrollarmatur für Manometer

Raccord de contrôle direct à manomètre sans capouchon



ROSCA THREAD	DESCRIPCION DESCRIPTION	Referencia Part n°	€
1/4" BSP	M16X2	MPD 1/4 BSP	-
1/2" BSP	M16X2	MPD 1/2 BSP	-

Check coupling 90° BSP swivel female for manometer

Conex. manómetro-hembra 90° BSP

Kontrollarmatur für Manometer W

Raccord de contrôle 90° orientable sans capouchon direct à manomètre



ROSCA THREAD	DESCRIPCION DESCRIPTION	Referencia Part n°	€
1/4" BSP	M16X2	MPD 90 1/4 BSP	-
1/2" BSP	M16X2	MPD 90 1/2 BSP	-

Male-Male check coupling for manometer

Conex. manómetro M-M

Kontrollarmatur für Manometer M - M

Prise de pression manomètre Mâle-Mâle



ROSCA THREAD	ROSCA THREAD	Referencia Part n°	€
M16X1.5	M16X1.5	MPU 16X1.5	-
M16X2	M16X1.5	MPU 16X2	-
M16X2	M16X2	NEW MPU 16x2-16x2	*

Metric check coupling for manometer

Conex. Métrica para manómetros

Kontrollarmatur für Manometer metr.

Prise de contrôle métrique pour manomètre



TUBO PIPE	ROSCA THREAD	Referencia Part n°	€
85	M16X1.5	MPR PT 16X1.5	-
105	M18X1.5	MPR PT 18X1.5	-

Test couplings

Racores de control
Kontrollarmaturen
Prises de pression

Pressure Gauge Protector (in-line) FM-SF straight

Protector de manómetro en línea MF-TL recto

Manometer-Schutz in Linie MF-TL gerade

Isolateur de manomètre (en ligne) MF-FT droit



ROSCA THREAD		PRESIÓN MAX. (bar) MAX. PRESSURE (bar)	Referencia Part n°	€
1/4" BSP	1/4" BSPT	350	FT29004	*
1/2" BSP	1/2" BSPT	350	FT29008	*

See prices in components catalogue / Ver precios en catálogo componentes / Bitte vergleichen Sie die Preise im Komponenten-Katalog / Voir les prix dans le composant catalogue

Pressure Gauge Protector (in-line) FM-SF 90°

Protector de manómetro en línea MF-TL 90°

Manometer-Schutz in Linie MF-TL 90°

Isolateur de manomètre (en ligne) MF-FT 90°



ROSCA THREAD		PRESIÓN MAX. (bar) MAX. PRESSURE (bar)	Referencia Part n°	€
1/4" BSP	1/4" BSPT	350	FT29104	*

See prices in components catalogue / Ver precios en catálogo componentes / Bitte vergleichen Sie die Preise im Komponenten-Katalog / Voir les prix dans le composant catalogue

Pressure Gauge Adaptor (in-line) FM-SF

Adaptador para manómetro en línea MF-TL

Adapter für Manometer in Linie MF-TL

Adapteur pour Manomètre (en ligne) MF-FT



ROSCA THREAD		Referencia Part n°	€
1/4" BSP	1/2" BSPT	FT29942	*
1/4" BSP	1/4" BSPT	FT29944	*

See prices in components catalogue / Ver precios en catálogo componentes / Bitte vergleichen Sie die Preise im Komponenten-Katalog / Voir les prix dans le composant catalogue

Pressure and vacuum gauges

Instrumentos de medición
Manometer und Vacuummeter
Manomètres et vacuomètres

TrAle®

Pressure gauge DN 63 vertical connection with glycerin (1/4" BSP)

Manómetro DN 63 vertical con glicerina (1/4" BSP)

Manometer DN 63 Ausgang vertikal mit Glycerin (1/4" BSP)

Manomètre DN 63 sortie verticale avec glycérine (1/4" BSP)



ROSCA THREAD	ESCALA (bar) SCALE (bar)	Referencia Part n°	€
1/4" BSP	0-1	MFI6304001V	-
1/4" BSP	0-2.5	MFI63042.5V	-
1/4" BSP	0-4	MFI6304004V	-
1/4" BSP	0-6	MFI6304006V	-
1/4" BSP	0-10	MFI6304010V	-
1/4" BSP	0-12	MFI6304012V	-
1/4" BSP	0-16	MFI6304016V	-
1/4" BSP	0-20	MFI6304020V	-
1/4" BSP	0-25	MFI6304025V	-
1/4" BSP	0-40	MFI6304040V	-
1/4" BSP	0-60	MFI6304060V	-
1/4" BSP	0-100	MFI6304100V	-
1/4" BSP	0-160	MFI6304160V	-
1/4" BSP	0-250	MFI6304250V	-
1/4" BSP	0-315	MFI6304315V	-
1/4" BSP	0-400	MFI6304400V	-
1/4" BSP	0-600	MFI6304600V	-
1/4" BSP	0-1000	MFI63041000V	-

Pressure gauge DN 100 vertical connection with glycerin (1/2" BSP)

Manómetro DN 100 vertical con glicerina (1/2" BSP)

Manometer DN 100 Ausgang vertikal mit Glycerin (1/2" BSP)

Manomètre DN 100 sortie verticale avec glycérine (1/2" BSP)



ROSCA THREAD	ESCALA (bar) SCALE (bar)	Referencia Part n°	€
1/2" BSP	0-1	MFI10008001V	-
1/2" BSP	0-2.5	MFI1000802.5V	-
1/2" BSP	0-4	MFI10008004V	-
1/2" BSP	0-6	MFI10008006V	-
1/2" BSP	0-10	MFI10008010V	-
1/2" BSP	0-12	MFI10008012V	-
1/2" BSP	0-16	MFI10008016V	-
1/2" BSP	0-20	MFI10008020V	-
1/2" BSP	0-25	MFI10008025V	-
1/2" BSP	0-40	MFI10008040V	-
1/2" BSP	0-60	MFI10008060V	-
1/2" BSP	0-100	MFI10008100V	-
1/2" BSP	0-160	MFI10008160V	-
1/2" BSP	0-250	MFI10008250V	-
1/2" BSP	0-315	MFI10008315V	-
1/2" BSP	0-400	MFI10008400V	-
1/2" BSP	0-600	MFI10008600V	-

Pressure gauge DN 63 rear connection with glycerin (1/4" BSP)

Manómetro DN 63 dorsal con glicerina (1/4" BSP)

Manometer DN 63 Ausgang hinten mit Glycerin (1/4" BSP)

Manomètre DN 63 sortie arrière avec glycérine (1/4" BSP)



ROSCA THREAD	ESCALA (bar) SCALE (bar)	Referencia Part n°	€
1/4" BSP	0-1	MFI6304001-DB	-
1/4" BSP	0-2.5	MFI63042.5-DB	-
1/4" BSP	0-4	MFI6304004-DB	-
1/4" BSP	0-6	MFI6304006-DB	-
1/4" BSP	0-10	MFI6304010-DB	-
1/4" BSP	0-12	MFI6304012-DB	-
1/4" BSP	0-16	MFI6304016-DB	-
1/4" BSP	0-20	MFI6304020-DB	-
1/4" BSP	0-25	MFI6304025-DB	-
1/4" BSP	0-40	MFI6304040-DB	-
1/4" BSP	0-60	MFI6304060-DB	-
1/4" BSP	0-100	MFI6304100-DB	-
1/4" BSP	0-160	MFI6304160-DB	-
1/4" BSP	0-250	MFI6304250-DB	-
1/4" BSP	0-315	MFI6304315-DB	-
1/4" BSP	0-400	MFI6304400-DB	-
1/4" BSP	0-600	MFI6304600-DB	-

Pressure gauge DN 100 rear connection with glycerin (1/2" BSP)

Manómetro DN 100 dorsal con glicerina (1/2" BSP)

Manometer DN 100 Ausgang hinten mit Glycerin (1/2" BSP)

Manomètre DN 100 sortie arrière avec glycérine (1/2" BSP)



ROSCA THREAD	ESCALA (bar) SCALE (bar)	Referencia Part n°	€
1/2" BSP	0-1	MFI10008001-DB	-
1/2" BSP	0-2.5	MFI100082.5-DB	-
1/2" BSP	0-4	MFI10008004-DB	-
1/2" BSP	0-6	MFI10008006-DB	-
1/2" BSP	0-10	MFI10008010-DB	-
1/2" BSP	0-16	MFI10008016-DB	-
1/2" BSP	0-25	MFI10008025-DB	-
1/2" BSP	0-40	MFI10008040-DB	-
1/2" BSP	0-60	MFI10008060-DB	-
1/2" BSP	0-100	MFI10008100-DB	-
1/2" BSP	0-160	MFI10008160-DB	-
1/2" BSP	0-250	MFI10008250-DB	-
1/2" BSP	0-315	MFI10008315-DB	-
1/2" BSP	0-400	MFI10008400-DB	-
1/2" BSP	0-600	MFI10008600-DB	-

Pressure gauge DN 63 rear connection without flange, with glycerin (1/4" BSP)

Manómetro DN 63 dorsal sin brida, con glicerina (1/4" BSP)

Manometer DN 63 Ausgang hinten ohne Flansch, mit Glycerin (1/4" BSP)

Manomètre DN 63 sortie arrière sans bride, avec glycérine (1/4" BSP)



ROSCA THREAD	ESCALA (bar) SCALE (bar)	Referencia Part n°	€
1/4" BSP	0-1	MF16304001-DBSB	-
1/4" BSP	0-2.5	MF163042.5-DBSB	-
1/4" BSP	0-4	MF16304004-DBSB	-
1/4" BSP	0-6	MF16304006-DBSB	-
1/4" BSP	0-10	MF16304010-DBSB	-
1/4" BSP	0-12	MF16304012-DBSB	-
1/4" BSP	0-16	MF16304016-DBSB	-
1/4" BSP	0-20	MF16304020-DBSB	-
1/4" BSP	0-25	MF16304025-DBSB	-
1/4" BSP	0-40	MF16304040-DBSB	-
1/4" BSP	0-60	MF16304060-DBSB	-
1/4" BSP	0-100	MF16304100-DBSB	-
1/4" BSP	0-160	MF16304160-DBSB	-
1/4" BSP	0-250	MF16304250-DBSB	-
1/4" BSP	0-315	MF16304315-DBSB	-
1/4" BSP	0-400	MF16304400-DBSB	-
1/4" BSP	0-600	MF16304600-DBSB	-

Check availability. It is also available with DN 100 / Consultar disponibilidad. Posibilidad de modelo con DN 100 / Bitte Verfügbarkeit prüfen. Möglichkeit des Modells mit DN 100 / Disponibilité à consulter / Possibilité aussi en DN100

Pressure gauge DN 63 rear connection without flange with clamp, with glycerin (1/4" BSP)

Manómetro DN 63 dorsal s/brida c/abraz, con glicerina (1/4" BSP)

Manometer DN 63 Ausgang hinten ohne Flansch mit Klemme, mit Glycerin (1/4" BSP)

Manomètre DN63 sortie arrière avec glycérine, collier de fixation sans collerette



ROSCA THREAD	ESCALA (bar) SCALE (bar)	Referencia Part n°	€
1/4" BSP	0-6	MF16304006-DBCA	-
1/4" BSP	0-10	MF16304010-DBCA	-
1/4" BSP	0-16	MF16304016-DBCA	-
1/4" BSP	0-40	MF16304040-DBCA	-
1/4" BSP	0-60	MF16304060-DBCA	-
1/4" BSP	0-100	MF16304100-DBCA	-
1/4" BSP	0-160	MF16304160-DBCA	-
1/4" BSP	0-250	MF16304250-DBCA	-
1/4" BSP	0-400	MF16304400-DBCA	-

Check availability. It is also available with DN 100 / Consultar disponibilidad. Posibilidad de modelo con DN 100 / Bitte Verfügbarkeit prüfen. Möglichkeit des Modells mit DN 100 / Disponibilité à consulter / Possibilité aussi en DN100

DN 63 / DN100 rear connection pressure gauge clamp

Abrazadera para manómetro DN 63 / DN 100 dorsal

Schelle für Manometer DN 63 / DN100 Ausgang hinten

Collier pour manomètre DN 63 / DN100 sortie arrière



DESCRIPCION DESCRIPTION	Referencia Part n°	€
CLAMP (63mm)	ABRMFI63	-
CLAMP (100mm)	ABRMFI100	-

Check availability. It is also available with DN 100 / Consultar disponibilidad. Posibilidad de modelo con DN 100 / Bitte Verfügbarkeit prüfen. Möglichkeit des Modells mit DN 100 / Disponibilité à consulter / Possibilité aussi en DN100

Pressure gauge DN 63 vertical connection with glycerin (1/4" NPT)

Manómetro DN 63 vertical con glicerina (1/4" NPT)

Manometer DN 63 Ausgang vertikal mit Glycerin (1/4" NPT)

Manomètre DN 63 sortie verticale avec glycérine (1/4" NPT)



ROSCA THREAD	ESCALA (bar) SCALE (bar)	Referencia Part n°	€
1/4" NPT	0-10	MF16304010V NPT	-
1/4" NPT	0-16	MF16304016V NPT	-
1/4" NPT	0-25	MF16304025V NPT	-
1/4" NPT	0-60	MF16304060V NPT	-
1/4" NPT	0-160	MF16304160V NPT	-
1/4" NPT	0-250	MF16304250V NPT	-
1/4" NPT	0-400	MF16304400V NPT	-
1/4" NPT	0-700	MF16304700V NPT	-

Pressure gauge DN 63 rear connection with glycerin (1/4" NPT)

Manómetro DN 63 dorsal con glicerina (1/4" NPT)

Manometer DN 63 Ausgang hinten mit Glycerin (1/4" NPT)

Manomètre DN 63 sortie arrière avec glycérine (1/4" NPT)



ROSCA THREAD	ESCALA (bar) SCALE (bar)	Referencia Part n°	€
1/4" NPT	0-10	MF16304010-DB NPT	-
1/4" NPT	0-16	MF16304016-DB NPT	-
1/4" NPT	0-25	MF16304025-DB NPT	-
1/4" NPT	0-60	MF16304060-DB NPT	-
1/4" NPT	0-160	MF16304160-DB NPT	-
1/4" NPT	0-250	MF16304250-DB NPT	-
1/4" NPT	0-400	MF16304400-DB NPT	-

Check availability. It is also available with DN 100 / Consultar disponibilidad. Posibilidad de modelo con DN 100 / Bitte Verfügbarkeit prüfen. Möglichkeit des Modells mit DN 100 / Disponibilité à consulter / Possibilité aussi en DN100

Pressure gauge DN 100 vertical connection with glycerin (1/2" NPT)

Manómetro DN 100 vertical con glicerina (1/2" NPT)

Manometer DN 100 Ausgang vertikal mit Glycerin (1/2" NPT)

Manomètre DN 100 sortie verticale avec glycérine (1/2" NPT)



ROSCA THREAD	ESCALA (bar) SCALE (bar)	Referencia Part n°	€
1/2" NPT	0-10	MF110008010V NPT	-
1/2" NPT	0-25	MF110008025V NPT	-
1/2" NPT	0-60	MF110008060V NPT	-
1/2" NPT	0-250	MF110008250V NPT	-
1/2" NPT	0-400	MF110008400V NPT	-
1/2" NPT	0-600	MF110008600V NPT	-

Pressure gauge in colours rear connection (1/8" BSPT)

Manómetro de colores dorsal (1/8" BSPT)

Farbmanometer Ausgang hinten (1/8" BSPT)

Manomètre à couleurs sortie arrière avec glycérine (1/8" BSPT)



ESCALA (bar) SCALE (bar)	Referencia Part n°	€
0-3	NEW MF1 CO 03	-
0-6	MF1 CO 06	-

Pressure and vacuum gauges

Instrumentos de medición
Manometer und Vacuummeter
Manomètres et vacuomètres

Pressure gauge DN63 vertical connection with glycerin (1/4" BSP)

Manómetro digital DN63 vertical (1/4" BSP)

Digitalmanometer DN63 Ausgang vertikal (1/4" BSP)

Manomètre digital DN 63 sortie verticale (1/4" BSP)



ROSCA THREAD	ESCALA (bar) SCALE (bar)	Referencia Part n°	€
1/4" BSP	0+600	MANDIG63V	-

Digital pressure gauge DN100 vertical connection (1/2" BSP)

Manómetro digital DN100 vertical (1/2" BSP)

Digitalmanometer DN 100 Ausgang vertikal (1/2" BSP)

Manomètre digital DN 100 sortie verticale (1/2" BSP)



ROSCA THREAD	ESCALA (bar) SCALE (bar)	Referencia Part n°	€
1/2" BSP	0-1000	MANDIG100V	-

Vacuum gauge DN 63 with glycerin (1/4" BSP)

Vacuómetro DN 63 con glicerina (1/4" BSP)

Vakuummeter Farbe DN 63 mit Glycerin (1/4" BSP)

Vacuomètre DN 63 avec glycerine (1/4" BSP)



ESCALA (bar) SCALE (bar)	Referencia Part n°	€
- 1 +0	VAC6304-011	-

Vacuum gauges in colours rear connection (1/8" BSP)

Vacuómetro de colores dorsal (1/8" BSP)

Vakuummeter Farbe Ausgang hinten (1/8" BSP)

Vacuomètre à couleurs sortie arrière (1/8" BSP)



ESCALA (bar) SCALE (bar)	Referencia Part n°	€
- 1 +0	MFI VA 01	-

Temperature- pressure gauge DN 63 vertical connection (1/4" BSP)

Termomanómetro DN 63 vertical (1/4" BSP)

Thermo-Manometer DN 63 Ausgang vertikal (1/4" BSP)

Thermo-manomètre DN63 sortie verticale (1/4" BSP)



ROSCA THREAD	ESCALA (bar) SCALE (bar)	Referencia Part n°	€
1/4" BSP	0-4	MFIT6304004V	-
1/4" BSP	0-16	MFIT6304016V	-
1/4" BSP	0-40	MFIT6304040V	-

Temp: 0-120°C / Temp: 0-120°C / Temp: 0-120°C / Temp: 0-120°C

Temperature- pressure gauge DN 63 rear connection (1/4" BSP)

Termomanómetro DN 63 dorsal (1/4" BSP)

Thermo-Manometer DN 63 Ausgang hinten (1/4" BSP)

Thermo-manomètre DN63 sortie arrière (1/4" BSP)



ROSCA THREAD	ESCALA (bar) SCALE (bar)	Referencia Part n°	€
1/4" BSP	0-4	MFIT6304004-DB	-
1/4" BSP	0-16	MFIT6304016-DB	-
1/4" BSP	0-40	MFIT6304040-DB	-

Temp: 0-120°C / Temp: 0-120°C / Temp: 0-120°C / Temp: 0-120°C

Manovacuumeter DN 63 vertical connection with glycerin (1/4" BSP)

Manovacuumeter DN 63 vertical con glicerina (1/4" BSP)

Vakuu-Manometer DN 63 Ausgang vertikal mit Glycerin (1/4" BSP)

Manovacuumètre DN 63 sortie vertical avec glycérine (1/4" BSP)



ROSCA THREAD	ESCALA (bar) SCALE (bar)	Referencia Part n°	€
1/4" BSP	- 1 +3	MFIVAC6304003V	-
1/4" BSP	- 1 +5	MFIVAC6304005V	-
1/4" BSP	- 1 +15	MFIVAC6304015V	-

Manovacuumeter DN 63 rear connection with glycerin (1/4" BSP)

Manovacuumeter DN 63 dorsal con glicerina (1/4" BSP)

Vakuu-Manometer DN 63 Ausgang hinten Glycerin (1/4" BSP)

Manovacuumètre DN 63 sortie arrière avec glycérine (1/4" BSP)



ROSCA THREAD	ESCALA (bar) SCALE (bar)	Referencia Part n°	€
1/4" BSP	- 1 +3	MFIVAC6304003-DB	-
1/4" BSP	- 1 +5	MFIVAC6304005-DB	-
1/4" BSP	- 1 +15	MFIVAC6304015-DB	-

Calibrated Manometers

Manómetros Calibrados

Kalibrierte Manometer

Manomètres calibrés



ROSCA THREAD	ESCALA (bar) SCALE (bar)	Referencia Part n°	€
1/4" BSP	0-6	MFI6304006VCC	-
1/4" BSP	0-10	MFI6304010VCC	-
1/4" BSP	0-16	MFI6304016VCC	-
1/4" BSP	0-25	MFI6304025VCC	-
1/4" BSP	0-40	MFI6304040VCC	-
1/4" BSP	0-60	MFI6304060VCC	-
1/4" BSP	0-100	MFI6304100VCC	-
1/4" BSP	0-160	MFI6304160VCC	-
1/4" BSP	0-250	MFI6304250VCC	-
1/4" BSP	0-315	MFI6304315VCC	-
1/4" BSP	0-400	MFI6304400VCC	-
1/4" BSP	0-600	MFI6304600VCC	-
1/4" BSP	0-250	MFI6304250-DBCC	-
1/4" BSP	0-400	MFI6304400-DBCC	-
1/2" BSP	0-1	MFI10008001-DBCC	-
1/2" BSP	0-400	MFI10008400-DBCC	-
1/4" BSP	0-600	NEW MANDIG63VCC	-

Other manometers on request. / Otros manómetros bajo consulta. / Andere Manometer auf Anfrage. / Autres manomètres sur demande.



Pressure and vacuum gauges

Instrumentos de medición
Manometer und Vacuummeter
Manomètres et vacuomètres

Check cases (0 pressure gauge)

Maletín medida de presión (0 manómetros)

Messkoffer (ohne Manometer)

Coffre de mesure (0 manomètre)



TAMAÑO SIZE	Referencia Part n°	€
320x280x119	CBOXMEDF	-

Check case 2 pressure gauge + accessories type 1

Maletín dos manómetros + accesorios tipo 1

Messkoffer mit 2 Manometern und Zubehör Typ 1

Coffre 2 manomètres + accessoires type 1



TAMAÑO SIZE	ESCALA (bar) SCALE (bar)	Referencia Part n°	€
320X280X119	160/315	CBOX0001	-

Check case 1 digital pressure gauge + accessories type 2

Maletín un manómetro digital + accesorios tipo 2

Messkoffer mit 1 Digitalmanometer und Zubehör Typ 2

Coffre 1 manomètre digital + accessoires type 2



TAMAÑO SIZE	ESCALA (bar) SCALE (bar)	Referencia Part n°	€
320x280x119	0-1000	CBOX0003	-

Check case 3 pressure gauge + accessories type 2

Maletín tres manómetros + accesorios tipo 2

Messkoffer mit 3 Manometern und Zubehör Typ 2

Coffre 3 manomètres + accessoires type 2



TAMAÑO SIZE	ESCALA (bar) SCALE (bar)	Referencia Part n°	€
320x280x119	100/250/400	CBOX0002	-

Check case 3 pressure transducers 50/200/400 bar

Maletín 3 transductores de presión 50/200/400 bar

Messkoffer mit 3 Druckmessumformer 50/200/400 bar

Coffre 3 transducteurs de pression 50/200/400 bar



Tamaño Size	Escala (bar) Scale (bar)	Referencia Part n°	€
320X280X119	50/200/400 BAR	CBOXSMART	-



CBOX0001



CBOX0002



CBOX0003



CBOXSMART

2 MANÓMETROS 1/4: 0-160 0-315	3 MANÓMETROS 1/4 0-100 0-250 0-400	1 MANÓMETROS DIG. 0-1000	3 TRANSDUCT. 0-50 0-200 0-400
ACCESORIOS TIPO 2: 1 MPR 1/4 C/J 1 MPR 3/8 C/J 1 MPR 1/4 NPT 1 MPR A 10X1 1 MPD 1/4 BSP 1 MPD 1/2 BSP 1 CAPUCHÓN ACERO 1 MPD 90 1/4 BSP 1 LATIGUILLO MINIMEX TL-TL 16X2 1.5 MTS	ACCESORIOS TIPO 2: 1 MPR 1/4 C/J 1 MPR 3/8 C/J 1 MPR 1/4 NPT 1 MPR A 10X1 1 MPD 1/4 BSP 1 MPD 1/2 BSP 1 CAPUCHÓN ACERO 1 MPR PT 1/4 BSP 1 LATIGUILLO MINIMEX TL-TL 16X2 1 MTS 1 LATIGUILLO MINIMEX TL-TL 16X2 2 MTS 1 MPR 7/16 UNF 1 MPR 9/16 UNF 1 MPR TLM 122 CM 1 MPR 3/8 NPT		

Flow tester

Medidores de caudal
Durchfluss-Tester
Débitmètres

Flow tester type 3-3/4" BSP

Caudalímetro 250 bar - Tipo 3 - 3/4" BSP

Durchflussmesser 250 bar - Typ 3 - 3/4" BSP

Débitmètre 250 bar type 3-3/4" BSP



ESCALA (l/min) SCALE (l/min)	Referencia Part n°	€
0-56	WPB3A6HT15	-

Flow tester type 5-1 1/2" BSP

Caudalímetro 250 bar - Tipo 5 - 1 1/2" BSP

Durchflussmesser 250 bar - Typ 5 - 1 1/2" BSP

Débitmètre 250 bar type 5-1 1/2" BSP



ESCALA (l/min) SCALE (l/min)	Referencia Part n°	€
75-550	WPB5A6HY99	-

Flow tester type 6-1 1/4" BSP

Caudalímetro 250 bar - Tipo 6 - 1 1/4" BSP

Durchflussmesser 250 bar - Typ 6 - 1 1/4" BSP

Débitmètre 250 bar type 6-1 1/4" BSP



ESCALA (l/min) SCALE (l/min)	Referencia Part n°	€
20-280	WPB5A6HW75	-

Flow tester 420 bar Type 57 - 3/4" BSP

Caudalímetro 420 bar - Tipo 57 - 3/4" BSP

Durchflussmesser 420 bar - Typ 57 - 3/4" BSP

Débitmètre 420 bar Type 57 - 3/4" BSP



ESCALA (l/min) SCALE (l/min)	Referencia Part n°	€
2 - 30	FT5758-01	-
2 - 60	FT5758-02	-
4 - 120	FT5758-03	-

Flow tester 350 bar Type 60 - 1" 1/2 BSP

Caudalímetro 350 bar - Tipo 60 - 1" 1/2 BSP

Durchflussmesser 300 bar - Typ 60 - 1" 1/2 BSP

Débitmètre 350 bar Type 60 - 1" 1/2 BSP



ESCALA (l/min) SCALE (l/min)	Referencia Part n°	€
10-200	FT6068-01	-
20-400	FT6068-03	-

Flow tester 420 bar with box - 1" BSP

Caudalímetro 420 bar - con caja - 1" BSP

Durchflussmesser 420 bar - mit Verpackung - 1" BSP

Débitmètre 420 bar avec boîte - 1" BSP



ESCALA (l/min) SCALE (l/min)	Referencia Part n°	€
10-120	FT5594-03	-
10-200	FT5594-09	-

Equipment for flexible hoses | 190

Máquinas tratamiento tubo flexible
Maschinen für Schlauchbearbeitung
Machines pour le montage des flexibles



04

EQUIPMENT FOR FLEXIBLE HOSES

Máquinas tratamiento tubo flexible

Maschinen für Schlauchbearbeitung

Machines pour le montage des flexibles

CRIMPING MACHINES

Prensas
Pressen
Presses

TrAle®

MANGUERA HIDRÁULICA · HYDRAULIC HOSES

MANUALES · MANUAL

PM 18 6J N



TrAle®
1" 2SP
3/4" 4SP
1/2" 6SP

PM16-8J



TrAle®
1" 3SP

PM16 ELBOW-8J



TrAle®
1" 3SP



PM16-SPEED-8J




TrAle®
1" 3SP

PM18F-9J



TrAle®
1" 4SP

PM22-9J



TrAle®
1" 1/4 4SP

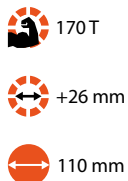
PM22P-9J



TrAle®
1" 1/4 4SP

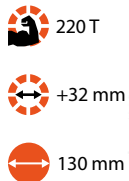
ELÉCTRICAS · ELECTRICAL

PE 28 9J NT




TrAle®
1" 1/4 4SP

PE 38 15J NT



TrAle®
2" 4SP
1" 6SP

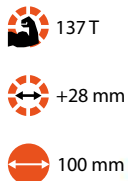
PE 50 17J NT



TrAle®
2" 6SP

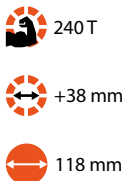


SE 28 5J N/10J N




TrAle®
1" 1/4 4SP

PE 38 12 J N



TrAle®
2" 4SP
1" 6SP

PE 58 14J N | PE 58 14J 5.5 N



TrAle®
2" 6SP
3" 2SP

MANGUERA HIDRÁULICA · HYDRAULIC HOSES
ELÉCTRICAS · ELECTRICAL

CHMT-20 N

- Ø Max. 50mm
- 2,2 Kw
- Ø 250 mm



TrAle®
1"1/4 4SP

CHM4-32 N

- Ø Max. 75mm
- 3 Kw
- Ø 250 mm



TrAle®
2" 4SP

CHM4-32 N2

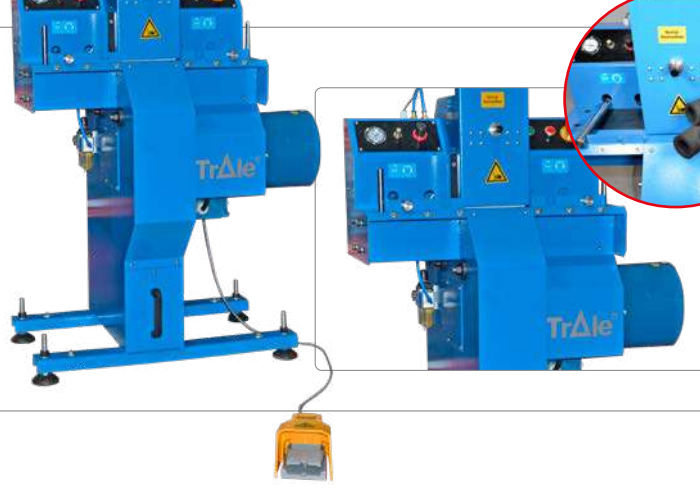
- Ø Max. 75mm
- 4 Kw
- Ø 300 mm



TrAle®
2" 4SH

CHM6-32 N

- Ø Max. 125mm
- 5,5 Kw
- Ø 520 mm



TrAle®
2" 6SP
2" IND



PORTARROLLOS, EXPOSITORES Y ENROLLADORES · REEL HOSE, ROLL HOLDERS AND EXHIBITORS

ROLLER



S.S 316

PRO7

Carga máx. recomendada / bandeja: 70 Kg.

Carga total recomendada: 490 Kg.

Each holder max 70 kg

Total max. capacity: 490 kg



PCM3

Carga máx. rollo: 35 Kg.

Each roll max 35 Kg.



ACCESORIOS PARA PRENSAS · ACCESSORIES FOR CRIMPING MACHINES

M PE 38 NT



SPEBD N



EGN | EGNT



PEDAL.N/NT



**GARRAS ESPECIALES
SPECIAL DIES**



SKIVING MACHINES

Peladoras y bancos de pruebas
Dénudeuses
Macchine per sminuzzare

TrAle®

MANGUERA HIDRÁULICA · HYDRAULIC HOSES

PELADORA · SKIVING MACHINE

PB-32N



TrAle®
2"

Útiles / Tools



PMT 2



Peladora Manual
Manual hose skiving

BANCO DE PRUEBAS · TEST BENCH

TB 2500



DESCUBRE NUESTRO
CATÁLOGO DE MÁQUINAS

DISCOVER OUR MACHINE
CATALOGUE




TrAle®

MESASOLDADURA240

0.40 Kw

220 Kg

800x1200x1200



TrAle®

CK50

7 Bar
AIR

Espumas de multiples
tamaños
Multiples foam sizes

Limpieza
Washing



1/4"
hasta 2"

RG 10

7 Bar
AIR

Max. lenght. 20 m



Máquina de limpieza de mangueras
con dos cabezales de lavado
Hose cleaning machine with
two flushing heads

hasta 2"

RG2

7 Bar
AIR

Máquina limpieza de
mangueras móvil
Mobile hose cleaning
machine



hasta
1 1/4" ID

MMT050


Ø min. 11,5 mm - max. 100 mm



Marcadora manual
Manual roll marking machine

MNT050

Ø min. 11,5 mm - max. 85 mm



Marcadora neumática
Pneumatic marking machine



No incluido
Not included

IRT50

Ø 50mm

straight, 45°, 90°



Introducción rápida para racores
Manual nipple inserter

CONSULT US!

Whatever voltage
we have a machine for it



SOLUCIONES ADAPTADAS **CUSTOMIZED SOLUTIONS**



Estudiamos tu caso y recomendamos la opción que mejor se adapta a tu trabajo.

We can help you decide which option is best suited for your needs



MACHINE CATALOGUE
CATÁLOGO MÁQUINAS



Industrial Flexible Hoses & Fittings

Flexibles industriales
Industrieschläuche und -Armaturen
Flexibles industriels

INDUS TrAle®



Industrial Flexible Hoses & Fittings

Industrial hoses

Mangueras industriales

Industrieschläuche

Tuyaux industriels



Industrial fittings

Racores industriales

Industriekupplungen

Raccords industriels



Stainless steel hose, welding fittings and flanges

Inox Corrugado

Edelstahl-Schläuche, Schweißarmaturen und -flansche

Tuyau Inox, raccords et brides à souder



Low pressure

Baja presión

Niederdruck

Basse pression



Air conditioning hoses and fittings

Aire acondicionado

Klimaschlauch und -Armaturen

Climatisation



Industrial hoses INDUSTRΔle® 134

Manguera industrial INDUSTRΔle®
Industrieschläuche INDUSTRΔle®
Tuyaux industriels INDUSTRΔle®

Industrial hoses TrΔle® GREENLINE 139

Manguera industrial TrΔle® GREENLINE
Industrieschläuche TrΔle® GREENLINE
Tuyaux industriels TrΔle® GREENLINE



01

INDUSTRIAL HOSES

Mangueras industriales

Industrieschläuche

Tuyaux industriels

Industrial hoses INDUSTRΔle®

Manguera industrial INDUSTRΔle®

Industrieschläuche INDUSTRΔle®

Tuyaux industriels INDUSTRΔle®

Air-water hoses ▪ Mangueras aire-agua ▪ Luft-Wasser-Schläuche ▪ Tuyaux air-eau

| 134



M8000

MM20

MI0101

MF80

MA1220

MI0102

MI0103

Hydrocarbon hoses ▪ Mangueras hidrocarburos ▪ Schlauch für Kohlenwasserstoff-Transfer ▪ Tuyaux pour hydrocarbures

| 135



MI0401

MI0404

MI0403

M7000

ML7010

MSB21

Welding hoses ▪ Mangueras soldadura ▪ Schweißschläuche ▪ Tuyaux pour soudure

| 136



MI0603

MI0602

MI0601

Abrasive hoses ▪ Mangueras abrasivas ▪ Schläuche für abrasive Produkte ▪ Tuyaux abrasifs

| 137



MI0301

MI0302

MI0303

MI0305

Chemical product hoses ▪ Mangueras productos químicos ▪ Schlauch für chemische Produkte ▪ Tuyaux pour produits chimiques

| 137



MI0701

MI0702

Food hoses ▪ Mangueras alimentarias ▪ Lebensmittelschläuche ▪ Tuyaux alimentaires

| 138



MAS

MI0205

MI0206

Industrial hoses TrΔle® GREENLINE

Manguera industrial TrΔle® GREENLINE

Industrieschläuche TrΔle® GREENLINE

Tuyaux industriels TrΔle® GREENLINE

Air-water hoses ▪ Mangueras aire-agua ▪ Luft-Wasser-Schläuche ▪ Tuyaux air-eau

139



MW8000

MW1010

MWA1220

Hydrocarbon hoses ▪ Mangueras hidrocarburos ▪ Schlauch für Kohlenwasserstoff-Transfer ▪ Tuyaux pour hydrocarbures

139



MW7000

Industrial hoses INDUSTRΔle®

Manguera industrial INDUSTRΔle®

Industrieschläuche INDUSTRΔle®

Tuyaux industriels INDUSTRΔle®

Compressed Air hose - impulsion

Ariaform aire comprimido y agua-impulsión

ARIAFORM Druckluft- und Wasserschlauch

Ariaform refoulement air comprimé et de l'eau



Ø INT. Ø INNER	Ø ext Ø outer	Referencia Part n°	€
6	14	M80000614	-
8	15	M80000817	-
10	17	M80001017	-
13	21	M80001321	-
16	26	M80001626	-
19	29	M80001929	-

Multi-function. Continuous serie

Polivalente serie continua

Mehrzweckschlauch

Tuyau polyvalent air/eau



Ø INT. Ø INNER	Ø ext Ø outer	Referencia Part n°	€
8	15	MM2008	-
10	17	MM2010	-
13	21	MM2013	-
16	24	MM2016	-
19	27	MM2019	-
25	34	MM2025	-
32	44	MM2032	-
38	50	MM2038	-

Water suction hose 10 bar

Aspiración agua 10 bar

Wasser-Saugschlauch 10 bar

Tuyau aspiration eau 10 bar



Ø INT. Ø INNER	Ø ext Ø outer	Referencia Part n°	€
25	35	MI01011025	-
30	40	MI01011030	-
32	42	MI01011032	-
35	45	MI01011035	-
38	48	MI01011038	-
40	50	MI01011040	-
51	62	MI01011051	-
60	71	MI01011060	-
63,5	76	MI01011063.5	-
70	82	MI01011070	-
76	88	MI01011076	-
80	92	MI01011080	-
90	102	MI01011090	-
102	117	MI01011102	-

Fumigation hose. Continuous serie

Fumigación serie continua

Begabungsschlauch

Tuyau fumigation



Ø INT. Ø INNER	Ø ext Ø outer	Referencia Part n°	€
12,5	21	MF8012	-

Compressed air and water impulsion

Aire comprimido y agua - impulsión

Druckluft und Wasserfüllschlauch

Air comprimé et eau-impulsion



Ø INT. Ø INNER	Ø ext Ø outer	Referencia Part n°	€
25	35	MA122025	-
32	45	MA122032	-
38	51	MA122040	-
51	64	MA122051	-
63.5	79.5	MA122063	-
75	91	MA122075	-

Steam hose 18 bar, industrial cleaning, 210°C

Vapor 18 bar, limpieza industrial 210°C

Dampfschlauch 18 bar, Industriereinigung, 210°C

Tuyau vapeur 18 bar, nettoyage industriel 210°C



Ø INT. Ø INNER	Ø ext Ø outer	Referencia Part n°	€
13,5	24,5	MI01021713	-
18	31	MI01021719	-
25	38	MI01021725	-
32	45	MI01021732	-
38	53	MI01021738	-
50,8	67	MI01021751	-
76,2	93	MI01021776	-

Steam hose 7 bar, white EPDM FDA industrial cleaning

Vapor 7 bar EPDM blanco FDA - limpieza industrial

Dampfschlauch 7 bar, weiß EPDM FDA, Industriereinigung

Tuyau vapeur 7 bar EPDM blanc FDA nettoyage industriel



Ø INT. Ø INNER	Ø ext Ø outer	Referencia Part n°	€
13	23	MI01030713	-
16	26	MI01030716	-
19	31	MI01030719	-
25	37	MI01030725	-

Industrial hoses INDUSTRΔle®

Manguera industrial INDUSTRΔle®

Industrieschläuche INDUSTRΔle®

Tuyaux industriels INDUSTRΔle®

Hydrocarbons hose 10 bar discharge

Manguera hidrocarburos 10 bar impulsión

Füllschlauch für Kohlenwasserstoffe 10 bar

Tuyau pour hydrocarbures 10 bar impulsion



Ø INT. Ø INNER	Ø ext Ø outer	Referencia Part n°	€
6	12	MI04011006	-
8	14	MI04011008	-
10	17	MI04011010	-
13	20	MI04011013	-
16	23	MI04011016	-
19	27	MI04011019	-
25	35	MI04011025	-
32	42	MI04011032	-

Hydrocarbons hose 20 bar discharge

Manguera hidrocarburos 20 bar impulsión

Füllschlauch für Kohlenwasserstoffe 20 bar

Tuyau pour hydrocarbures 20 bar impulsion



Ø INT. Ø INNER	Ø ext Ø outer	Referencia Part n°	€
6	12	MI04042006	-
8	15	MI04042008	-
10	17	MI04042010	-
13	20	MI04042013	-
16	24	MI04042016	-
19	28	MI04042019	-
25	35	MI04042025	-
32	42	MI04042032	-

Hydrocarbons hose 10 bar aspiration

Manguera hidrocarburos 10 bar aspiración

Saugschlauch für Kohlenwasserstoffe 10 bar

Tuyau pour hydrocarbures 10 bar aspiration



Ø INT. Ø INNER	Ø ext Ø outer	Referencia Part n°	€
19	29	MI040310019	-
25	35	MI040310025	-
32	42	MI040310032	-
38	48	MI040310038	-
51	61,8	MI040310051	-
63	75	MI040310063	-
76	89	MI040310076	-
101,4	115,4	MI040310102	-

Carbucord hose 16 bar

Manguera Carbucord 16 bar

CARBUCORD-Schlauch 16 BAR

Tuyau Carbucord 16 bar



Ø EXT. Ø OUTER	Ø INT. Ø INNER	Referencia Part n°	€
42	30	M70003041	-
44	32	M70003243	-
55	40	M70004054	-
65	50	M70005064	-

SAE 100 R4 hose

Manguera SAE 100 R4

Schlauch SAE 100 R4

Tuyau SAE 100 R4



DN	Referencia Part n°	€
3/4"	ML701019	*
1"	ML701025	*
1"1/4	ML701032	*
1"1/2	ML701038	*
2"	ML701050	*
2"1/2	ML701063	*

*See prices page 16 / *Ver precios en página 16 / *Vgl. Sie die Preise auf S.16 / *Voir les prix page 16

EN 854 1TE / SAE 100 R6 Hose

Manguera EN 854 1TE / SAE 100 R6

Schlauch EN 854 1TE / SAE 100 R6

Tuyau EN 854 1TE / SAE 100 R6



DN	Referencia Part n°	€
1/4"	MSB2104	*
5/16"	MSB2105	*
3/8"	MSB2106	*
1/2"	MSB2108	*
5/8"	MSB2110	*
3/4"	MSB2112	*
1"	MSB2116	*

*See prices page 16 / *Ver precios en página 16 / *Vgl. Sie die Preise auf S.16 / *Voir les prix page 16

Industrial hoses INDUSTRΔle®

Manguera industrial INDUSTRΔle®

Industrieschläuche INDUSTRΔle®

Tuyaux industriels INDUSTRΔle®

Welding hose acetylene

Soldadura acetileno

Acetylen-Schlauch für Schweißen

Tuyau pour soudure - acétylène



Ø INT. Ø INNER	Ø ext Ø outer	Referencia Part n°	€
6,3	13,3	MI06030603	-
8	15	MI06030803	-
10	17	MI06031003	-

Welding hose - oxygene

Soldadura oxígeno

Autogen-Schlauch für Schweißen

Tuyau pour soudure - oxygène



Ø INT. Ø INNER	Ø ext Ø outer	Referencia Part n°	€
6,3	13,3	MI06020603	-
8	15	MI06020803	-
10	17	MI06021003	-

Twin welding hose - oxygene-acetylene

Bitubo (soldadura) oxígeno-acetileno

Zwillingsschlauch für Schweißen, Sauerstoff-Acetylen

Tuyau pour soudure jumelé - oxygène-acétylène



Ø INT. Ø INNER	Ø ext Ø outer	Referencia Part n°	€
6,3	12,3	MI0601060612	-
8	14	MI0601080814	-
10	16	MI0601101016	-

Industrial hoses INDUSTRΔle®

Manguera industrial INDUSTRΔle®

Industrieschläuche INDUSTRΔle®

Tuyaux industriels INDUSTRΔle®

Sandblast hose - impulsion 12 bar

Chorro de arena - impulsión 12 bar

Sandstrahl-Schlauch 12 bar

Tuyau sablage - refoulement 12 bar



Ø INT. Ø INNER	Ø ext Ø outer	Referencia Part n°	€
13	27	MI030112013	-
19	33	MI030112019	-
25	39	MI030112025	-
32	48	MI030112032	-
38	54	MI030112038	-
42	56	MI030112042	-

Abrasive hose - suction 10 bar

Abrasiva 10 bar aspiración

Strahlmittel-Saugschlauch 10 bar

Tuyau abrasif - aspiration 10 bar



Ø INT. Ø INNER	Ø ext Ø outer	Referencia Part n°	€
51	65	MI030210051	-
60	75	MI030210060	-
63.5	79	MI030210063	-
76	92	MI030210076	-
80	96	MI030210080	-
102	118	MI030210102	-

Abrasive hose - delivery 4 bar

Abrasiva 4 bar impulsión

Strahlmittel-Förderschlauch 4 bar

Tuyau abrasif - refoulement 4 bar



Ø INT. Ø INNER	Ø ext Ø outer	Referencia Part n°	€
90	100	MI030305090	-
102	112	MI030305102	-
110	120	MI030305110	-
127	137	MI030305127	-
152	162	MI030305152	-
203	213	MI030305203	-

Abrasive hose 40 bar

Abrasiva impulsión 40 bar

Strahlmittel-Förderschlauch 40 bar

Tuyau abrasif 40 bar



Ø INT. Ø INNER	Ø ext Ø outer	Referencia Part n°	€
25	37	MI030540025	-
32	46	MI030540032	-
35	49	MI030540035	-
38	54	MI030540038	-
50	66	MI030540050	-
65	83	MI030540065	-
76	98	MI030540076	-
102	125	MI030540102	-

Chemical products hose 16 bar EPDM

Productos químicos 16 bar EPDM

Schlauch für chem. Produkte 16 bar EPDM

Tuyau produits chimiques 16 bar EPDM



Ø INT. Ø INNER	Ø ext Ø outer	Referencia Part n°	€
19	31	MI070116019	-
25	37	MI070116025	-
32	44	MI070116032	-
38	51	MI070116038	-
51	67	MI070116051	-
63	79	MI070116063	-

Chemical products hose 16 bar Polyethylene /UPE

Productos químicos 16 bar Polietileno/UPE

Schlauch für chem. Produkte 16 bar Polyäthylen /UPE

Tuyau produits chimiques 16 bar Polyéthylène /UPE



Ø INT. Ø INNER	Ø ext Ø outer	Referencia Part n°	€
19	31	MI070216019	-
25	37	MI070216025	-
32	44	MI070216032	-
38	51	MI070216038	-
50	66	MI070216050	-
63	79	MI070216063	-
75	91	MI070216075	-
100	116	MI070216100	-

Industrial hoses INDUSTRΔle®

Manguera industrial INDUSTRΔle®

Industrieschläuche INDUSTRΔle®

Tuyaux industriels INDUSTRΔle®

Multi-function food hose FDA 10 bar

Manguera alimentaria polivalente FDA 10 bar

Mehrzweck-Lebensmittelschlauch FDA 10 bar

Tuyau alimentaire polyvalent FDA 10 bar



Ø INT. Ø INNER	Ø ext Ø outer	Referencia Part n°	€
25,4	38	MAS025	-
32	45	MAS032	-
38	52	MAS038	-
50,8	66	MAS051	-
63,5	78	MAS063	-
76,2	93	MAS076	-

Alcoholic beverages max. 40% FDA 10 bar

Bebidas alcohólicas máx. 40% FDA 10 bar

Schlauch für alkohol. Getränke max. 40% FDA 10 bar

Boissons alcoolisées max. 40% bar FDA 10



Ø INT. Ø INNER	Ø ext Ø outer	Referencia Part n°	€
25	37	MI020610025	-
38	50	MI020610038	-
51	63	MI020610051	-
76	88	MI020610076	-

Milk hose anti-extrusion polyamide spiral 10 bar

Leche anti-extrusión espiral poliamida 10 bar

Milchschlauch Anti-Extrusion mit Wendel aus Polyamid 10 bar

Tuyau à lait anti-extrusion spirale polyamide 10 bar



Ø INT. Ø INNER	Ø ext Ø outer	Referencia Part n°	€
25	38	MI020510025	-
32	45	MI020510032	-
38	52	MI020510038	-
51	66	MI020510051	-
63	78	MI020510063	-
76	93	MI020510076	-



RACORES INOX PARA INDUSTRIA ALIMENTARIA FOOD INDUSTRY STAINLESS STEEL FITTINGS



SMS
Tri-Clamp ISO 2852
DIN 11851
Macon
PTFE STD Series



Consulta en nuestra ficha técnica. Ver precios en Catálogo Racores Inox | Check our technical sheet for data options. See prices in Stainless Steel Fittings Catalogue

Industrial hoses TrΔle® GREENLINE

Manguera industrial TrΔle® GREENLINE

Industrieschläuche TrΔle® GREENLINE

Tuyaux industriels TrΔle® GREENLINE

Compressed air and water impulsion

Aire comprimido y agua-impulsión

Druckluft und Wasser-Füllschlauch

Air comprimé et eau-impulsion




Ø INT. Ø INNER	Ø ext Ø outer	Referencia Part n°	€
6	14	MW80000614	-
8	15	MW80000815	-
10	17	MW80001017	-
13	21	MW80001321	-

Water suction hose 10 bar

Aspiración agua 10 bar

Wasser-Saugschlauch 10 bar

Tuyau aspiration eau 10 bar



Ø INT. Ø INNER	Ø ext Ø outer	Referencia Part n°	€
25	36,5	MWI01011025	-
32	44	MWI01011032	-
38	50	MWI01011038	-
51	63	MWI01011051	-

Water and compressed air impulsion

Agua y aire comprimido- impulsión

Wasser und Druckluft -Füllschlauch

Eau et air comprimé- impulsion



Ø INT. Ø INNER	Ø ext Ø outer	Referencia Part n°	€
25	35	MWA122025	-
32	43,2	MWA122032	-
38	49,2	MWA122040	-
51	63,4	MWA122051	-

Hydrocarbons hose 16 bar

Manguera hidrocarburos 16 bar

Füllschlauch für Kohlenwasserstoffe 16 bar

Tuyau pour hydrocarbures 16 bar



Ø INT. Ø INNER	Ø ext Ø outer	Referencia Part n°	€
32	42	MW70003243	-
40	50	MW70004054	-
51	62	MW70005064	-

CAMLOCK DIN EN 14420-7	148	GEKA Fittings	163
CAMLOCK DIN EN 14420-7 CAMLOCK DIN EN 14420-7 Raccords DIN EN 14420-7		Acoples GEKA Kupplungen GEKA Raccords GEKA	
GUILLEMIN NF E-29572	154	MORTAR CAMLOCK Fittings	164
Acoples GUILLEMIN NF E-29572 Kupplungen GUILLEMIN NF E-29572 Raccords GUILLEMIN NF E-29572		Acoples CAMLOCK MORTERO Kupplungen CAMLOCK MÖRTEL Raccords MORTIER CAMLOCK	
TW DIN 28450 Fittings	156	SANDBLAST Fittings	165
Acoples TW DIN 28450 Kupplungen TW DIN 28450 Raccords TW DIN 28450		Acoples CHORRO DE ARENA SANDSTRAHL-Kupplungen Raccords SABLAGE	
BARCELONA UNE 23400 Fittings	158	BAUER Fittings	167
Acople BARCELONA UNE 23400 Kupplungen BARCELONA UNE 23400 Raccords BARCELONA UNE 23400		Acoples BAUER Kupplungen BAUER Raccords BAUER	
STORZ DIN 1430 Fittings	159	PERROT Fittings	168
Acoples STORZ DIN 1430 Kupplungen STORZ DIN 1430 Raccords STORZ DIN 1430		Acoples PERROT Kupplungen PERROT Raccords PERROT	
EA DIN 3489 Fittings	160	Steam fittings BOSS type	169
Acoples EA DIN 3489 Kupplungen EA DIN 3489 Raccords EA DIN 3489		Acoples vapor tipo BOSS Dampf-Kupplungen Typ BOSS Raccords vapeur type BOSS	
UA CHICAGO Fittings	161	Steam EN 14423 fittings	170
Acoples UA CHICAGO Kupplungen UA CHICAGO Raccords UA CHICAGO		Acoples vapor EN 14423 Kupplungen EN 14423 Raccords vapeur EN 14423	
EXPRESS NF E-29-573 Fittings	162	Industrial accessories	171
Acoples EXPRESS NF E-29-573 Kupplungen EXPRESS NF E 29 573 Raccords EXPRESS NF E-29-573		Accesorios industriales Industriezubehör Accessoires industriels	



02

INDUSTRIAL FITTINGS

Racores industriales
Industriekupplungen
Raccords industriels

CAMLOCK DIN EN 14420-7

CAMLOCK DIN EN 14420-7

CAMLOCK DIN EN 14420-7

Raccords DIN EN 14420-7

CAMLOCK Unions aluminum ▪ CAMLOCK aluminio ▪ CAMLOCK Aluminium ▪ Raccords CAMLOCK aluminium

| 148



ALA



ALB



ALC



ALD



ALE



ALF



ALDC



ALDP

CAMLOCK Unions brass ▪ CAMLOCK latón ▪ CAMLOCK Messing ▪ Raccords CAMLOCK laitón

| 150



BRA



BRB



BRD



BRE



BRC



BRDC



BRF



BRDP

CAMLOCK Unions PP ▪ CAMLOCK PP ▪ CAMLOCK PP ▪ Raccords CAMLOCK PP

| 152



PPA



PPB



PPC



PPD



PPE



PPF



PPDC



PPDP

CAMLOCK Seals ▪ Juntas CAMLOCK ▪ Dichtring CAMLOCK ▪ Joints CAMLOCK

| 153



JCAMNBR



JCAMS

GUILLEMIN NF E-29572Acoples GUILLEMIN NF E-29572
Kupplungen GUILLEMIN NF E-29572
Raccords GUILLEMIN NF E-29572

GUILLEMIN aluminum ▪ GUILLEMIN aluminio ▪ GUILLEMIN Aluminium ▪ GUILLEMIN aluminium

| 154



ALGU01C



ALGU02C



ALGU01S



ALGU02S



ALGU04C



ALGU03C



ALGU04S



ALGU05C

Seals for GUILLEMIN ▪ Juntas para GUILLEMIN ▪ Dichtungen für GUILLEMIN ▪ Joints pour GUILLEMIN

| 155



NBRGU

TW DIN 28450 Fittings

Acoples TW DIN 28450
Kupplungen TW DIN 28450
Raccords TW DIN 28450

TW brass ▪ TW Latón ▪ TW Messing ▪ TW laiton

| 156



TW aluminum ▪ TW aluminio ▪ TW Aluminium ▪ TW aluminium

| 156



U-seals for MK ▪ Juntas labiales para MK ▪ Lippendichtungen für MK ▪ Joints à lèvres pour MK

| 157



Flat seals for TW VK ▪ Juntas planas roscadas para VK, MK ▪ Flachdichtungen für TW VK ▪ Joints plats pour TW VK

| 157



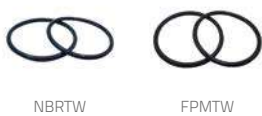
Flat seals for MB ▪ Juntas planas para MB ▪ Lippendichtungen für MB ▪ Joints plats pour MB

| 157



ORING MK ▪ Juntas toricas para MK y MB ▪ ORING MK ▪ ORING MK

| 157



BARCELONA UNE 23400 Fittings

Acople BARCELONA UNE 23400
Kupplungen BARCELONA UNE 23400
Raccords BARCELONA UNE 23400

BARCELONA aluminium ▪ BARCELONA Aluminio ▪ BARCELONA Aluminium ▪ BARCELONA aluminium

| 158



ALBA01



ALBA03



ALBA05



ALBA02



ALBA04

BARCELONA seals ▪ Juntas BARCELONA ▪ BARCELONA Dichtungen ▪ Joints BARCELONA

| 158



NBRBA

STORZ DIN 1430 Fittings

Acoples STORZ DIN 1430
Kupplungen STORZ DIN 1430
Raccords STORZ DIN 1430

STORZ aluminium DIN 1430 ▪ STORZ aluminio DIN 1430 ▪ STORZ Aluminium DIN 1430 ▪ STORZ aluminium DIN 1430

| 159



ALST01



ALST03



ALST05



ALST02



ALST04

STORZ Seals ▪ Juntas STORZ ▪ STORZ Dichtungen ▪ STORZ Joints

| 159



NBRST

EA DIN 3489 Fittings

Acoples EA DIN 3489
Kupplungen EA DIN 3489
Raccords EA DIN 3489

EA steel ▪ EA acero ▪ EA Stahl ▪ EA acier

| 160



EA01



EA02



EA04



EA05

EA seals ▪ Juntas EA ▪ EA Dichtungen ▪ Joints EA

| 160



NBREA

UA CHICAGO Fittings

Acoples UA CHICAGO
Kupplungen UA CHICAGO
Raccords UA CHICAGO

UA CHICAGO steel ▪ UA CHICAGO ACERO ▪ UA CHICAGO Stahl ▪ UA CHICAGO acier

| 161



UA01

UA02

UA04

UA05

UA CHICAGO seals ▪ JUNTAS UA CHICAGO ▪ UA CHICAGO Dichtungen ▪ Joints UA CHICAGO

| 161



NBRUA

EXPRESS NF E-29-573 Fittings

Acoples EXPRESS NF E-29-573
Kupplungen EXPRESS NF E 29 573
Raccords EXPRESS NF E-29-573

EXPRESS brass ▪ EXPRESS latón ▪ EXPRESS Messing ▪ EXPRESS laiton

| 162



BREX01

BREX02

BREX04

BREX05

EXPRESS seals ▪ Juntas EXPRESS ▪ EXPRESS Dichtungen ▪ Joints EXPRESS

| 162



NBREX

GEKA Fittings

Acoples GEKA
Kupplungen GEKA
Raccords GEKA

GEKA brass ▪ GEKA latón ▪ GEKA Messing ▪ GEKA laiton

| 163



BRGE01

BRGE02

BRGE04

BRGE05

GEKA seals ▪ Juntas GEKA ▪ GEKA Dichtungen ▪ Joints GEKA

| 163



NBRGE

MORTAR CAMLOCK Fittings

Acoples CAMLOCK MORTERO
Kupplungen CAMLOCK MÖRTEL
Raccords MORTIER CAMLOCK

Carbon steel MORTAR CAMLOCK ▪ CAMLOCK MORTERO acero carbono ▪ CAMLOCK MÖRTEL Karbonstahl ▪ CAMLOCK MORTIER acier carbone

164



MT22A



MT22C



MT22D



MT22E

SANDBLAST Fittings

Acoples CHORRO DE ARENA
SANDSTRAHL-Kupplungen
Raccords SABLAGE

SANDBLAST aluminum ▪ CHORRO DE ARENA aluminio ▪ SANDSTRAHL Kupplungen Aluminium ▪ SABLAGE aluminium |

165



ALCH05



ALCH01



ALCH07

SANDBLAST brass ▪ CHORRO DE ARENA latón ▪ SANDSTRAHL Kupplungen Messing ▪ SABLAGE laiton |

165



BRCH05



BRCH01



BRCH07

SANDBLAST nylon ▪ CHORRO DE ARENA nylon ▪ SANDSTRAHL Kupplungen Nylon ▪ SABLAGE nylon |

166



NYCH05



NYCH01



NYCH07

SANDBLAST Seals ▪ Juntas CHORRO DE ARENA ▪ SANDSTRAHL Dichtungen ▪ SABLAGE Joints |

166



NBRCH

BAUER Fittings

Acoples BAUER
Kupplungen BAUER
Raccords BAUER

BAUER carbon steel ▪ BAUER acero ▪ BAUER Karbonstahl ▪ BAUER acier |

167



BEF



BEM

BAUER seals ▪ JUNTA BAUER ▪ BAUER Dichtungen ▪ Joints BAUER |

167



NBRBE

PERROT Fittings

Acoples PERROT
Kupplungen PERROT
Raccords PERROT

PERROT carbon steel ▪ PERROT acero ▪ PERROT Karbonstahl ▪ PERROT acier

| 168



PEF

PEM

PERROT seals ▪ Juntas PERROT ▪ PERROT Dichtungen ▪ Joints PERROT

| 168



NBRPE

Steam fittings BOSS type

Acoples vapor tipo BOSS
Dampf-Kupplungen Typ BOSS
Raccords vapeur type BOSS

BOSS carbon steel ▪ BOSS acero ▪ BOSS Karbonstahl ▪ BOSS acier

| 169



B01_3

Steam EN 14423 fittings

Acoples vapor EN 14423
Kupplungen EN 14423
Raccords vapeur EN 14423

EN 14423 steel fittings ▪ EN 144423 acero carbono ▪ Kupplungen EN 14423 Stahl ▪ Raccords EN 14423 acier

| 170



AB06



STE01



STE02

Industrial accessories

Accesorios industriales
Industriezubehör
Accessoires industriels

Crimping Ferrule for industrial fitting ▪ Campana para racor industrial ▪ Presshülse für Industriekupplungen ▪ Jupe pour raccord industriel

| 171



ALCA

Clamp for industrial fitting ▪ Abrazadera para racor industrial ▪ Schelle für Industriekupplung ▪ Collier pour raccord industriel

| 171



ALAB01



AB03



AB05



AB04



AB02

CAMLOCK DIN EN 14420-7

CAMLOCK DIN EN 14420-7

CAMLOCK DIN EN 14420-7

Raccords DIN EN 14420-7

CAMLOCK aluminum male - female threaded BSP Type A

CAMLOCK aluminio macho - rosca hembra BSP Tipo A

CAMLOCK Aluminium Typ A

CAMLOCK aluminium -adaptateur mâle - filetage femelle Type A



DN	ROSCA THREAD	Referencia Part n°	€
12	1/2"	ALA012	-
20	3/4"	ALA020	-
25	1"	ALA025	-
32	1" 1/4	ALA032	-
40	1" 1/2	ALA040	-
50	2"	ALA050	-
65	2" 1/2	ALA065	-
80	3"	ALA080	-
100	4"	ALA100	-

CAMLOCK aluminum female - male threaded BSPT Type B

CAMLOCK aluminio hembra - rosca macho BSPT Tipo B

CAMLOCK Aluminium TYP B

CAMLOCK aluminium -adaptateur femelle - filetage mâle Type B



DN	ROSCA THREAD	Referencia Part n°	€
12	1/2"	ALB012	-
20	3/4"	ALB020	-
25	1"	ALB025	-
32	1" 1/4	ALB032	-
40	1" 1/2	ALB040	-
50	2"	ALB050	-
65	2" 1/2	ALB065	-
80	3"	ALB080	-
100	4"	ALB100	-

CAMLOCK aluminum female - serrated hose shank Type C

CAMLOCK aluminio hembra - para manguera Tipo C

CAMLOCK Aluminium TYP C

CAMLOCK aluminium -coupleur femelle Type C



DN	MANGUERA HOSE	Referencia Part n°	€
12	1/2"	ALC012	-
20	3/4"	ALC020	-
25	1"	ALC025	-
32	1" 1/4	ALC032	-
40	1" 1/2	ALC040	-
50	2"	ALC050	-
65	2" 1/2	ALC065	-
80	3"	ALC080	-
100	4"	ALC100	-

CAMLOCK aluminum female - female threaded BSP Type D

CAMLOCK aluminio hembra - rosca hembra BSP Tipo D

CAMLOCK Aluminium TYP D

CAMLOCK aluminium -adaptateur femelle Type D



DN	ROSCA THREAD	Referencia Part n°	€
12	1/2"	ALD012	-
20	3/4"	ALD020	-
25	1"	ALD025	-
32	1" 1/4	ALD032	-
40	1" 1/2	ALD040	-
50	2"	ALD050	-
65	2" 1/2	ALD065	-
80	3"	ALD080	-
100	4"	ALD100	-

CAMLOCK aluminum male - serrated hose shank Type E

CAMLOCK aluminio macho - para manguera Tipo E

CAMLOCK Aluminium TYP E

CAMLOCK aluminium -coupleur mâle Type E



DN	MANGUERA HOSE	Referencia Part n°	€
12	1/2"	ALE012	-
20	3/4"	ALE020	-
25	1"	ALE025	-
32	1" 1/4	ALE032	-
40	1" 1/2	ALE040	-
50	2"	ALE050	-
65	2" 1/2	ALE065	-
80	3"	ALE080	-
100	4"	ALE100	-

CAMLOCK aluminum male - male threaded BSPT Type F

CAMLOCK aluminio macho - rosca macho BSPT Tipo F

CAMLOCK Aluminium TYP F

CAMLOCK aluminium -adaptateur mâle Type F



DN	ROSCA THREAD	Referencia Part n°	€
12	1/2"	ALF012	-
20	3/4"	ALF020	-
25	1"	ALF025	-
32	1" 1/4	ALF032	-
40	1" 1/2	ALF040	-
50	2"	ALF050	-
65	2" 1/2	ALF065	-
80	3"	ALF080	-
100	4"	ALF100	-

CAMLOCK DIN EN 14420-7

CAMLOCK DIN EN 14420-7

CAMLOCK DIN EN 14420-7

Raccords DIN EN 14420-7

CAMLOCK aluminum cap Type DC

CAMLOCK aluminio hembra - tapón Tipo DC

CAMLOCK Aluminium TYP DC

CAMLOCK aluminium -bouchon femelle Type DC



DN	Referencia Part n°	€
12	ALDC012	-
20	ALDC020	-
25	ALDC025	-
32	ALDC032	-
40	ALDC040	-
50	ALDC050	-
65	ALDC065	-
80	ALDC080	-
100	ALDC100	-

CAMLOCK aluminum male - plug Type DC

CAMLOCK aluminio macho - tapón tipo DP

CAMLOCK Aluminium TYP DP

CAMLOCK aluminium -bouchon mâle Type DP



DN	Referencia Part n°	€
12	ALDPO12	-
20	ALDPO20	-
25	ALDPO25	-
32	ALDPO32	-
40	ALDPO40	-
50	ALDPO50	-
65	ALDPO65	-
80	ALDPO80	-
100	ALDPO100	-

CAMLOCK DIN EN 14420-7

CAMLOCK DIN EN 14420-7

CAMLOCK DIN EN 14420-7

Raccords DIN EN 14420-7

CAMLOCK brass -adaptor, female threaded Type A

CAMLOCK latón macho - rosca hembra Tipo A

CAMLOCK Messing Typ A

CAMLOCK laiton -adapteur mâle - filetage femelle Type A



DN	ROSCA THREAD	Referencia Part n°	€
12	1/2"	BRA012	-
20	3/4"	BRA020	-
25	1"	BRA025	-
32	1" 1/4	BRA032	-
40	1" 1/2	BRA040	-
50	2"	BRA050	-
65	2" 1/2	BRA065	-
80	3"	BRA080	-
100	4"	BRA100	-

CAMLOCK brass -coupling, male threaded Type B

CAMLOCK latón hembra - rosca macho Tipo B

CAMLOCK Messing Typ B

CAMLOCK laiton -adapteur femelle - filetage mâle Type B



DN	ROSCA THREAD	Referencia Part n°	€
12	1/2"	BRB012	-
20	3/4"	BRB020	-
25	1"	BRB025	-
32	1" 1/4	BRB032	-
40	1" 1/2	BRB040	-
50	2"	BRB050	-
65	2" 1/2	BRB065	-
80	3"	BRB080	-
100	4"	BRB100	-

CAMLOCK brass -coupling with serrated hose shank Type C

CAMLOCK latón hembra para manguera Tipo C

CAMLOCK Messing TYP C

CAMLOCK laiton -coupleur femelle Type C



DN	MANGUERA HOSE	Referencia Part n°	€
12	1/2"	BRC012	-
20	3/4"	BRC020	-
25	1"	BRC025	-
32	1" 1/4	BRC032	-
40	1" 1/2	BRC040	-
50	2"	BRC050	-
65	2" 1/2	BRC065	-
80	3"	BRC080	-
100	4"	BRC100	-

CAMLOCK brass -coupling, female threaded Type D

CAMLOCK latón hembra BSP Tipo D

CAMLOCK Messing TYP D

CAMLOCK laiton -adapteur femelle Type D



DN	ROSCA THREAD	Referencia Part n°	€
12	1/2"	BRD012	-
20	3/4"	BRD020	-
25	1"	BRD025	-
32	1" 1/4	BRD032	-
40	1" 1/2	BRD040	-
50	2"	BRD050	-
65	2" 1/2	BRD065	-
80	3"	BRD080	-
100	4"	BRD100	-

CAMLOCK brass -adaptor, with serrated hose shank Type E

CAMLOCK latón macho para manguera Tipo E

CAMLOCK Messing TYP E

CAMLOCK laiton -coupleur mâle Type E



DN	MANGUERA HOSE	Referencia Part n°	€
12	1/2"	BRE012	-
20	3/4"	BRE020	-
25	1"	BRE025	-
32	1" 1/4	BRE032	-
40	1" 1/2	BRE040	-
50	2"	BRE050	-
65	2" 1/2	BRE065	-
80	3"	BRE080	-
100	4"	BRE100	-

CAMLOCK brass -adaptor, male threaded Type F

CAMLOCK latón macho BSPT Tipo F

CAMLOCK Messing TYP F

CAMLOCK laiton -adapteur mâle Type F



DN	ROSCA THREAD	Referencia Part n°	€
12	1/2"	BRF012	-
20	3/4"	BRF020	-
25	1"	BRF025	-
32	1" 1/4	BRF032	-
40	1" 1/2	BRF040	-
50	2"	BRF050	-
65	2" 1/2	BRF065	-
80	3"	BRF080	-
100	4"	BRF100	-

CAMLOCK DIN EN 14420-7

CAMLOCK DIN EN 14420-7

CAMLOCK DIN EN 14420-7

Raccords DIN EN 14420-7

CAMLOCK brass - cap Type DC

CAMLOCK latón hembra -tapón Tipo DC

CAMLOCK Messing TYP DC

CAMLOCK laiton -bouchon femelle Type DC



DN	Referencia Part n°	€
12	BRDC012	-
20	BRDC020	-
25	BRDC025	-
32	BRDC032	-
40	BRDC040	-
50	BRDC050	-
65	BRDC065	-
80	BRDC080	-
100	BRDC100	-

CAMLOCK brass - plug Type DC

CAMLOCK latón macho -tapón Tipo DP

CAMLOCK Messing TYP DP

CAMLOCK laiton -bouchon mâle Type DP



DN	Referencia Part n°	€
12	BRDP012	-
20	BRDP020	-
25	BRDP025	-
32	BRDP032	-
40	BRDP040	-
50	BRDP050	-
65	BRDP065	-
80	BRDP080	-
100	BRDP100	-

CAMLOCK DIN EN 14420-7

CAMLOCK DIN EN 14420-7

CAMLOCK DIN EN 14420-7

Raccords DIN EN 14420-7

CAMLOCK PP-Adaptor, female thread BSP Type A

CAMLOCK PP Adaptador macho - rosca hembra Tipo A BSP

CAMLOCK PP-Kupplung m-w Typ A BSP

CAMLOCK PP-Adaptateur mâle - filetage femelle Type A BSP



DN	ROSCA THREAD	Referencia Part n°	€
12	1/2"	PPA012	-
20	3/4"	PPA020	-
25	1"	PPA025	-
32	1"1/4	PPA032	-
40	1"1/2	PPA040	-
50	2"	PPA050	-
65	2"1/2	PPA065	-
80	3"	PPA080	-
100	4"	PPA100	-

CAMLOCK PP-Coupling, female thread BSPT Type B

CAMLOCK PP Adaptador hembra - rosca macho Tipo B BSPT

CAMLOCK PP-Kupplung w-m TYP B BSPT

CAMLOCK PP-Adaptateur femelle - filetage mâle Type B BSPT



DN	ROSCA THREAD	Referencia Part n°	€
12	1/2"	PPB012	-
20	3/4"	PPB020	-
25	1"	PPB025	-
32	1"1/4	PPB032	-
40	1"1/2	PPB040	-
50	2"	PPB050	-
65	2"1/2	PPB065	-
80	3"	PPB080	-
100	4"	PPB100	-

CAMLOCK PP-Coupling with serrat hose shank Type C

CAMLOCK PP Conexión hembra para manguera Tipo C

CAMLOCK PP-Schlauch-Kupplung TYP C

CAMLOCK PP-Coupleur femelle Type C



DN	MANGUERA HOSE	Referencia Part n°	€
12	1/2"	PPC012	-
20	3/4"	PPC020	-
25	1"	PPC025	-
32	1"1/4	PPC032	-
40	1"1/2	PPC040	-
50	2"	PPC050	-
65	2"1/2	PPC065	-
80	3"	PPC080	-
100	4"	PPC100	-

CAMLOCK PP-Coupling, female thread BSP Type D

CAMLOCK PP Adaptador hembra Tipo D BSP

CAMLOCK PP-Kupplung TYP D BSP

CAMLOCK PP-Adaptateur femelle Tipe D BSP



DN	ROSCA THREAD	Referencia Part n°	€
12	1/2"	PPD012	-
20	3/4"	PPD020	-
25	1"	PPD025	-
32	1"1/4	PPD032	-
40	1"1/2	PPD040	-
50	2"	PPD050	-
65	2"1/2	PPD065	-
80	3"	PPD080	-
100	4"	PPD100	-

CAMLOCK PP-Adaptor, with serrat hose shank Type E

CAMLOCK PP Conexión macho para manguera Tipo E

CAMLOCK PP-Schlauch-Kupplung TYP E

CAMLOCK PP-Coupleur mâle Type E



DN	MANGUERA HOSE	Referencia Part n°	€
12	1/2"	PPE012	-
20	3/4"	PPE020	-
25	1"	PPE025	-
32	1"1/4	PPE032	-
40	1"1/2	PPE040	-
50	2"	PPE050	-
65	2"1/2	PPE065	-
80	3"	PPE080	-
100	4"	PPE100	-

CAMLOCK PP-Adaptor, male thread BSPT Type F

CAMLOCK PP Adaptador macho Tipo F BSPT

CAMLOCK PP-Adapter TYP F BSPT

CAMLOCK PP-Adaptateur mâle Type F BSPT



DN	ROSCA THREAD	Referencia Part n°	€
12	1/2"	PPF012	-
20	3/4"	PPF020	-
25	1"	PPF025	-
32	1"1/4	PPF032	-
40	1"1/2	PPF040	-
50	2"	PPF050	-
65	2"1/2	PPF065	-
80	3"	PPF080	-
100	4"	PPF100	-

CAMLOCK DIN EN 14420-7

CAMLOCK DIN EN 14420-7

CAMLOCK DIN EN 14420-7

Raccords DIN EN 14420-7

CAMLOCK PP-Caps Type DC

CAMLOCK PP Tapón hembra Tipo DC

CAMLOCK PP-Verschluss w TYP DC

CAMLOCK PP-Bouchon femelle Type DC



DN	Referencia Part n°	€
12	PPDC012	-
20	PPDC020	-
25	PPDC025	-
32	PPDC032	-
40	PPDC040	-
50	PPDC050	-
65	PPDC065	-
80	PPDC080	-
100	PPDC100	-

CAMLOCK PP-Plug Type DP

CAMLOCK PP Tapón macho tipo DP

CAMLOCK PP-Verschluss m TYP DP

CAMLOCK PP-Bouchon mâle Type DP



DN	Referencia Part n°	€
12	PPDP012	-
20	PPDP020	-
25	PPDP025	-
32	PPDP032	-
40	PPDP040	-
50	PPDP050	-
65	PPDP065	-
80	PPDP080	-
100	PPDP100	-

CAMLOCK NBR Seal

Juntas CAMLOCK NBR

NBR-Dichtringe für CAMLOCK

Joint CAMLOCK NBR



	Referencia Part n°	€
12	JCAMNBR012	*
20	JCAMNBR020	*
25	JCAMNBR025	*
32	JCAMNBR032	*
40	JCAMNBR040	*
50	JCAMNBR050	*
65	JCAMNBR065	*
80	JCAMNBR080	*
100	JCAMNBR100	*

*See prices in Stainless steel Catalogue / *Ver precios en Tarifa Inox / *Vergleichen Sie die Preise im Edelstahl-Katalog. / *Voir prix dans le Catalogue Acier Inox

CAMLOCK Silicone Seal

Junta CAMLOCK silicona

Dichtring CAMLOCK Silikon

Joint CAMLOCK silicône



	Referencia Part n°	€
12	JCAMSO12	*
20	JCAMSO20	*
25	JCAMSO25	*
32	JCAMSO32	*
40	JCAMSO40	*
50	JCAMSO50	*
65	JCAMSO65	*
80	JCAMSO80	*
100	JCAMSO100	*

*See prices in Stainless steel Catalogue / *Ver precios en Tarifa Inox / *Vergleichen Sie die Preise im Edelstahl-Katalog. / *Voir prix dans le Catalogue Acier Inox

CAMLOCK ACERO INOXIDABLE | STAINLESS STEEL**EN 14420-7**

Ver ficha técnica | Check technical sheet

Para una amplia gama de aplicaciones como agua, petróleo y productos químicos

For a wide range of applications such as water, petroleum and chemical liquids

GUILLEMIN NF E-29572

Acoples GUILLEMIN NF E-29572
Kupplungen GUILLEMIN NF E-29572
Raccords GUILLEMIN NF E-29572

GUILLEMIN aluminium with closure-BSP Female thread

GUILLEMIN aluminio con cierre -rosca hembra BSP

GUILLEMIN-Kuppl. Aluminium mit Verschluss - BSP w

GUILLEMIN aluminium avec fermeture-Filetage Femelle BSP



DN	ROSCA THREAD	Referencia Part n°	€
20	3/4"	ALGU01C020	-
25	1"	ALGU01C025	-
32	1" 1/4	ALGU01C032	-
40	1" 1/2	ALGU01C040	-
50	2"	ALGU01C050	-
65	2" 1/2	ALGU01C065	-
80	3"	ALGU01C080	-
100	4"	ALGU01C100	-

GUILLEMIN aluminium with closure- BSP Male thread

GUILLEMIN aluminio con cierre -rosca macho BSP

GUILLEMIN-Kuppl. Aluminium mit Verschluss - BSP m

GUILLEMIN aluminium avec fermeture -Filetage Male BSP



DN	ROSCA THREAD	Referencia Part n°	€
20	3/4"	ALGU02C020	-
25	1"	ALGU02C025	-
32	1" 1/4	ALGU02C032	-
40	1" 1/2	ALGU02C040	-
50	2"	ALGU02C050	-
65	2" 1/2	ALGU02C065	-
80	3"	ALGU02C080	-
100	4"	ALGU02C100	-

GUILLEMIN aluminium without closure -BSP Female thread

GUILLEMIN aluminio sin cierre -rosca hembra BSP

GUILLEMIN-Kuppl. Aluminium ohne Verschluss - BSP w

GUILLEMIN aluminium sans fermeture -Filetage Femelle BSP



DN	ROSCA THREAD	Referencia Part n°	€
20	3/4"	ALGU01S020	-
25	1"	ALGU01S025	-
32	1" 1/4	ALGU01S032	-
40	1" 1/2	ALGU01S040	-
50	2"	ALGU01S050	-
65	2" 1/2	ALGU01S065	-
80	3"	ALGU01S080	-
100	4"	ALGU01S100	-

GUILLEMIN aluminium without closure-BSP Male thread

GUILLEMIN aluminio sin cierre -rosca macho BSP

GUILLEMIN-Kuppl. Aluminium ohne Verschluss - BSP m

GUILLEMIN aluminium sans fermeture -Filetage Male BSP



DN	ROSCA THREAD	Referencia Part n°	€
20	3/4"	ALGU02S020	-
25	1"	ALGU02S025	-
32	1" 1/4	ALGU02S032	-
40	1" 1/2	ALGU02S040	-
50	2"	ALGU02S050	-
65	2" 1/2	ALGU02S065	-
80	3"	ALGU02S080	-
100	4"	ALGU02S100	-

GUILLEMIN aluminium with closure-Plug

GUILLEMIN aluminio con cierre -tapón

GUILLEMIN-Kuppl. Aluminium mit Verschluss - Blindkupplung

GUILLEMIN aluminium avec fermeture -Bouchon



DN	Referencia Part n°	€
20	ALGU04C020	-
25	ALGU04C025	-
32	ALGU04C032	-
40	ALGU04C040	-
50	ALGU04C050	-
65	ALGU04C065	-
80	ALGU04C080	-
100	ALGU04C100	-

GUILLEMIN aluminium with closure-Reducer

GUILLEMIN aluminio con cierre-reductor

GUILLEMIN-Kuppl. Aluminium mit Verschluss - Reduzierstück

GUILLEMIN aluminium avec fermeture -Réduction



DN	Referencia Part n°	€
40-32	ALGU03C040032	-
50-40	ALGU03C050040	-
65-50	ALGU03C065050	-
80-65	ALGU03C080065	-
100-80	ALGU03C100080	-

GUILLEMIN aluminium without closure-Plug

GUILLEMIN aluminio sin cierre -tapón

GUILLEMIN-Kuppl. Aluminium ohne Verschluss - Blindkupplung

GUILLEMIN aluminium sans fermeture-Bouchon



DN	Referencia Part n°	€
32	ALGU04S032	-
40	ALGU04S040	-
50	ALGU04S050	-
65	ALGU04S065	-
80	ALGU04S080	-
100	ALGU04S100	-

GUILLEMIN NF E-29572

Acoples GUILLEMIN NF E-29572
Kupplungen GUILLEMIN NF E-29572
Raccords GUILLEMIN NF E-29572

GUILLEMIN aluminium with closure-For hose

GUILLEMIN aluminio con cierre -para manguera

GUILLEMIN-Kuppl. Aluminium mit Verschluss -
Schlauchstutzen

GUILLEMIN aluminium avec fermeture-Pour tuyau



Ø ESPIGA(mm) Ø TAIL (mm)	TAMAÑO SIZE	Referencia Part n°	€
40	40	ALGU05C040040	-
45	40	ALGU05C040045	-
50	50	ALGU05C050050	-
55	50	ALGU05C050055	-
65	65	ALGU05C065065	-
80	80	ALGU05C080080	-
100	100	ALGU05C100100	-

GUILLEMIN -NBR joint

GUILLEMIN -junta NBR

GUILLEMIN-Dichtung NBR

GUILLEMIN -joint NBR



DN	Referencia Part n°	€
20	NBRGU020	-
25	NBRGU025	-
32	NBRGU032	-
40	NBRGU040	-
50	NBRGU050	-
65	NBRGU065	-
80	NBRGU080	-
100	NBRGU100	-

GUILLEMIN ACERO INOXIDABLE | STAINLESS STEEL**EN 14420-8 | NF E-29572**

Ver ficha técnica | Check technical sheet

Aplicaciones de presión y aspiración en un amplio rango de industrias

Pressure and suction purposes in a wide range of industries

TW DIN 28450 Fittings

Acoples TW DIN 28450

Kupplungen TW DIN 28450

Raccords TW DIN 28450

TW brass -Female thread - female coupling

TW latón -Rosca hembra - acople hembra BSP

TW Messing - BSP-Kupplung w

TW laiton -Filetage Femelle - accouplement Femelle BSP



DN	Referencia Part n°	€
2"	BRMK05032	-
3"	BRMK08048	-
4"	BRMK10064	-

TW brass -Female thread - male coupling

TW latón -Rosca hembra - acople macho BSP

TW Messing - BSP-Kupplung m

TW laiton - Filetage Femelle - accouplement Male BSP



DN	∅	Referencia Part n°	€
2"	70.5	BRVK05032	-
3"	102	BRVK08048	-
4"	128	BRVK10064	-

TW brass -Plug - Female coupling

TW latón -Tapón - acople hembra

TW Messing - Blindkupplung w

TW laiton -Bouchon - accouplement Femelle



DN	Referencia Part n°	€
2"	BRMB050	-
3"	BRMB080	-
4"	BRMB100	-

TW brass -Plug - Male coupling

TW latón -Tapón - acople macho

TW Messing - Blindkupplung m

TW laiton -Bouchon - accouplement Mâle



DN	∅	Referencia Part n°	€
2"	70.5	BRVB050	-
3"	102	BRVB080	-
4"	128	BRVB100	-

TW aluminum -Female Dust Cap coupling

TW aluminio-Tapón - acople hembra

TW Aluminium-Kupplung w

TW aluminium -Bouchon - accouplement Femelle



DN	Referencia Part n°	€
2"	ALMB050	-
3"	ALMB080	-
4"	ALMB100	-

TW aluminum - Male Dust Plug coupling

TW aluminio -Tapón - acople macho

TW Aluminium-Kupplung m

TW aluminium -Bouchon - accouplement Mâle



DN	∅	Referencia Part n°	€
2"	70.5	ALVB050	-
3"	102	ALVB080	-
4"	128	ALVB100	-

TW



Para el transporte de líquidos, sólidos y gases, excepto gas licuado y vapor.

For the transport of liquids, solids and gases, except liquefied gas and steam.

DIN 28450 | EN 14420-6

Ver ficha técnica | Check technical sheet

● **Inox | Stainless Steel**● **Aluminio | Aluminium**● **Latón | Brass**

TW DIN 28450 Fittings

Acoples TW DIN 28450
Kupplungen TW DIN 28450
Raccords TW DIN 28450

NBR U-seals

Juntas NBR

NBR Lippendichtungen

Joints à lèvres NBR



DN	Referencia Part n°	€
2"	NBRMK050	-
3"	NBRMK080	-

FPM U-seals

Juntas labiales FPM

FPM Lippendichtungen

Joints à lèvres FPM




DN	Referencia Part n°	€
2"	FPMMK050	-
3"	FPMMK080	-

NBR Flat seals

Juntas planas roscada NBR

NBR Flachdichtungen

Joints plats NBR




DN	Referencia Part n°	€
2"	NBRTWR050	-
3"	NBRTWR080	-
4"	NBRTWR100	-

PTFE Flat seals

Juntas planas roscada PTFE

PTFE Flachdichtungen

Joints plats PTFE



DN	Referencia Part n°	€
2"	PTFEEWR050	-
3"	PTFEEWR080	-
4"	PTFEEWR100	-

Flat seals CSM

Juntas planas CSM

Lippendichtungen CSM

Joints plats CSM



DN	Referencia Part n°	€
2"	CSMMB050	-
3"	CSMMB080	-

ORING NBR

Juntas toricas NBR

ORING NBR

ORING NBR



DN	Referencia Part n°	€
4"	NBRTWO100	-

ORING FPM

Juntas toricas FPM

ORING FPM

ORING FPM



DN	Referencia Part n°	€
4"	FPMTWO100	-

BARCELONA UNE 23400 Fittings

Acople BARCELONA UNE 23400
Kupplungen BARCELONA UNE 23400
Raccords BARCELONA UNE 23400

BARCELONA aluminium- Female thread BSP

BARCELONA aluminio -Rosca hembra BSP

BSP-Kupplung BARCELONA w

BARCELONA aluminium- Filetage femelle BSP



ROSCA THREAD	TAMAÑO SIZE	Referencia Part n°	€
1"	25	ALBA0102516	-
1" 1/2	45	ALBA0104524	-
2" 1/2	70	ALBA0107040	-

BARCELONA aluminium- Reducer

BARCELONA aluminio -Reductor

Reduzierstück BARCELONA Aluminium

BARCELONA aluminium- Reducteur



TAMAÑO SIZE	Referencia Part n°	€
70-45	ALBA03070045	-
45-25	ALBA03045025	-

BARCELONA aluminium- For hose

BARCELONA aluminio -Para manguera

Schlauchstutzen BARCELONA Aluminium

BARCELONA aluminium- Pour tuyau



TAMAÑO SIZE	Referencia Part n°	€
25	ALBA05025025	-
45	ALBA05045045	-
70	ALBA05070070	-

BARCELONA aluminium- Male thread BSP

BARCELONA aluminio -Rosca macho BSP

BSP-Kupplung BARCELONA Aluminium m

BARCELONA aluminium- Filetage mâle BSP



ROSCA THREAD	TAMAÑO SIZE	Referencia Part n°	€
1"	25	ALBA0202516	-
1" 1/2	45	ALBA0204524	-
2" 1/2	70	ALBA0207040	-

BARCELONA aluminium- Dust Cap

BARCELONA aluminio -Tapón

Verschluss BARCELONA Aluminium

BARCELONA aluminium- Bouchon



TAMAÑO SIZE	Referencia Part n°	€
25	ALBA04025	-
45	ALBA04045	-
70	ALBA04070	-

NBR BARCELONA seals

Juntas NBR BARCELONA

NBR BARCELONA Dichtungen

Joints NBR BARCELONA



TAMAÑO SIZE	Referencia Part n°	€
25	NBRBA025	-
45	NBRBA045	-
70	NBRBA070	-

BARCELONA

● Aluminio | Aluminium



Para aplicaciones de incendios
For firefighting use

UNE 23400

Ver ficha técnica | Check technical sheet



STORZ DIN 1430 Fittings

Acoples STORZ DIN 1430
Kupplungen STORZ DIN 1430
Raccords STORZ DIN 1430

STORZ aluminium- Female thread BSP

STORZ aluminio- Rosca hembra BSP

STORZ Aluminium - BSP-Kupplung w

STORZ aluminium- Filetage femelle BSP



DN	ROSCA THREAD	Referencia Part n°	€
25	1"	ALST01025D16	-
38	1"1/2	ALST0103824	-
52	2"	ALST01052C32	-
65	2"1/2	ALST0106540	-
75	3"	ALST01075B48	-
110	4"	ALST01110A64	-

STORZ aluminium- Reducer

STORZ aluminio- Reductor

STORZ Aluminium - Reduzierstück

STORZ aluminium- Reducteur



DN	Referencia Part n°	€
25-52	ALST03052C025D	-
52-75	ALST03075B052C	-
65-110	ALST03110A065	-
75-110	ALST03110A075B	-

STORZ aluminium- For hose

STORZ aluminio- Para manguera

STORZ Aluminium - Schlauchstutzen

STORZ aluminium- Pour tuyau



DN	Referencia Part n°	€
25	ALST05025D	-
38	ALST05038038	-
52	ALST05052C052	-
65	ALST05065065	-
75	ALST05075B075	-
100	ALST05110A100	-

STORZ aluminium- Male thread BSP

STORZ aluminio- Rosca macho BSP

STORZ Aluminium - BSP-Kupplung m

STORZ aluminium- Filetage mâle BSP



DN	ROSCA THREAD	Referencia Part n°	€
25	1"	ALST02025D16	-
38	1"1/2	ALST0203820	-
52	2"	ALST02052C32	-
65	2"1/2	ALST0206540	-
75	3"	ALST02075B48	-
110	4"	ALST02110A64	-

STORZ aluminium- Cap

STORZ aluminio- Tapón

STORZ Aluminium - Blindkupplung

STORZ aluminium- Bouchon



DN	Referencia Part n°	€
25	ALST04025D	-
38	ALST04038	-
52	ALST04052C	-
65	ALST04065	-
75	ALST04075B	-
100	ALST04110A	-

STORZ - NBR Seals

Juntas NBR STORZ

STORZ - NBR Dichtungen

Jointts STORZ - NBR



DN	Referencia Part n°	€
25	NBRST025D	-
38	NBRST038	-
52	NBRST052C	-
65	NBRST065	-
75	NBRST075B	-
100	NBRST110A	-

STORZ

● Aluminio | Aluminium



Para aplicaciones de incendios, agricultura ...
For firefighting, agriculture and delivery use

DIN 1430

Ver ficha técnica | Check technical sheet



EA DIN 3489 Fittings

Acoples EA DIN 3489

Kupplungen EA DIN 3489

Raccords EA DIN 3489

EA steel- Female thread BSP

EA acero- Rosca hembra BSP

EA Stahl - BSP-Kupplung w

EA acier- Filetage femelle BSP



ROSCA THREAD	Referencia Part n°	€
1/2"	EA0108	-
3/4"	EA0112	-
1"	EA0116	-

EA steel- Male thread BSP

EA acero- Rosca macho BSP

EA Stahl - BSP-Kupplung m

EA acier- Filetage mâle BSP



ROSCA THREAD	Referencia Part n°	€
1/2"	EA0208	-
3/4"	EA0212	-
1"	EA0216	-

EA steel- Cap

EA acero- Tapón

EA Stahl - Blindkupplung

EA acier- Bouchon



DESCRIPCION DESCRIPTION	Referencia Part n°	€
CAP	EA04	-

EA steel- For hose

EA acero- Para manguera c/collar

EA Stahl - Schlauchstutzen

EA acier- Pour tuyau avec collier



DN	Referencia Part n°	€
13	EA0513	-
16	EA0516	-
19	EA0519	-
25	EA0525	-

EA NBR seals

Juntas NBR EA

EA NBR Dichtungen

Joints NBR EA



TAMAÑO SIZE	Referencia Part n°	€
ALL	NBREA	-

Air European (EA)

● Acero Carbono | Carbon Steel



Para aplicaciones de agua y aire comprimido

For water and compressed air applications

DIN 3489

Ver ficha técnica | Check technical sheet



UA CHICAGO Fittings

Acoples UA CHICAGO
Kupplungen UA CHICAGO
Raccords UA CHICAGO

UA CHICAGO steel- Female thread NPT

UA CHICAGO acero- Rosca hembra NPT

UA CHICAGO Stahl - NPT-Kupplung w

UA CHICAGO acier- Filetage femelle NPT



ROSCA THREAD	Referencia Part n°	€
1/4" NPT	UA0104	-
3/8" NPT	UA0106	-
1/2" NPT	UA0108	-
3/4" NPT	UA0112	-
1" NPT	UA0116	-
1" 1/4 NPT	UA0120	-
1" 1/2 NPT	UA0124	-
2" NPT	UA0132	-

UA CHICAGO steel- Male thread NPT

UA CHICAGO acero- Rosca macho NPT

UA CHICAGO Stahl - NPT-Kupplung m

UA CHICAGO acier- Filetage mâle NPT



ROSCA THREAD	Referencia Part n°	€
1/4" NPT	UA0204	-
3/8" NPT	UA0206	-
1/2" NPT	UA0208	-
3/4" NPT	UA0212	-
1" NPT	UA0216	-
1 1/4" NPT	UA0220	-
1 1/2" NPT	UA0224	-
2" NPT	UA0232	-

UA CHICAGO steel- Cap

UA CHICAGO acero- Tapón

UA CHICAGO Stahl - Blindkupplung

UA CHICAGO acier- Bouchon



DESCRIPCION DESCRIPTION	Referencia Part n°	€
Two claw plug	UA0402	-

UA CHICAGO steel- For hose

UA CHICAGO acero- Para manguera c/collar

UA CHICAGO Stahl - Schlauchstutzen

UA CHICAGO acier- Pour tuyau avec collier



DN	Referencia Part n°	€
6	UA0507	-
10	UA0510	-
13	UA0513	-
19	UA0519	-
25	UA0525	-
32	UA0532	-
38	UA0538	-
50	UA0550	-

UA CHICAGO NBR seals

NBR JUNTAS UA CHICAGO

UA CHICAGO NBR Dichtungen

Joints NBR UA CHICAGO



TAMAÑO SIZE	Referencia Part n°	€
ALL	NBRUA02	-

EXPRESS NF E-29-573 Fittings

Acoples EXPRESS NF E-29-573

Kupplungen EXPRESS NF E 29 573

Raccords EXPRESS NF E-29-573

EXPRESS brass- Female thread BSP

EXPRESS latón- Rosca hembra BSP

EXPRESS Messing - BSP-Kupplung w

EXPRESS laiton- Filetage femelle BSP



ROSCA THREAD	Referencia Part n°	€
1/4"	BREX0104	-
3/8"	BREX0106	-
1/2"	BREX0108	-
3/4"	BREX0112	-
1"	BREX0116	-
1" 1/4"	BREX0120	-

EXPRESS brass- Male thread BSP

EXPRESS latón- Rosca macho BSP

EXPRESS Messing - BSP-Kupplung m

EXPRESS laiton- Filetage mâle BSP



ROSCA THREAD	Referencia Part n°	€
1/4"	BREX0204	-
3/8"	BREX0206	-
1/2"	BREX0208	-
3/4"	BREX0212	-
1"	BREX0216	-
1" 1/4"	BREX0220	-

EXPRESS brass- Cap

EXPRESS latón- Tapón

EXPRESS Messing - Blindkupplung

EXPRESS laiton- Bouchon



DESCRIPCION DESCRIPTION	Referencia Part n°	€
CAP	BREX04	-

EXPRESS brass- For hose

EXPRESS latón- Para manguera

EXPRESS Messing - Schlauchstutzen

EXPRESS laiton- Pour tuyau



Ø EXT. Ø OUTER	TAMAÑO SIZE	Referencia Part n°	€
9	7-9	BREX0508	-
10	8-10	BREX0510	-
12	11-13	BREX0513	-
14	13-16	BREX0514	-
17	16-18	BREX0517	-
20	19-21	BREX0519	-
26	25-27	BREX0525	-
31	30-32	BREX0532	-

NBR EXPRESS seals

Juntas NBR EXPRESS

NBR EXPRESS Dichtungen

Joints NBR EXPRESS



TAMAÑO SIZE	Referencia Part n°	€
ALL	NBEX	-

EXPRESS

● Latón | Brass



Para aplicaciones de agua y aire comprimido

For water and compressed air applications

NF E-29573

Ver ficha técnica | Check technical sheet



GEKA Fittings

Acoples GEKA
Kupplungen GEKA
Raccords GEKA

GEKA brass- Female thread BSP

GEKA latón -Rosca hembra BSP

GEKA Messing - BSP-Kupplung w

GEKA laiton- Filetage femelle BSP



ROSCA THREAD	Referencia Part n°	€
3/8"	BRGE0106	-
1/2"	BRGE0108	-
3/4"	BRGE0112	-
1"	BRGE0116	-
1"1/4	BRGE0120	-
1"1/2	BRGE0124	-

GEKA brass- Male thread BSP

GEKA latón -Rosca macho BSP

GEKA Messing - BSP-Kupplung m

GEKA laiton- Filetage mâle BSP



ROSCA THREAD	Referencia Part n°	€
3/8"	BRGE0206	-
1/2"	BRGE0208	-
3/4"	BRGE0212	-
1"	BRGE0216	-
1"1/4	BRGE0220	-
1"1/2	BRGE0224	-

GEKA brass- Plug

GEKA latón -Tapón

GEKA Messing - Blindverschluss

GEKA laiton- Bouchon



DESCRIPCION DESCRIPTION	Referencia Part n°	€
Plug	BRGE04	-

GEKA brass- For hose

GEKA latón -Para manguera

GEKA Messing - Schlauchstutzen

GEKA laiton- Pour tuyau



DN	Referencia Part n°	€
10	BRGE0510	-
13	BRGE0513	-
16	BRGE0516	-
19	BRGE0519	-
25	BRGE0525	-
32	BRGE0532	-
38	BRGE0538	-

NBR GEKA seals

Juntas NBR GEKA

NBR GEKA Dichtungen

Joint NBR GEKA



TAMAÑO SIZE	Referencia Part n°	€
ALL	NBRGE	-

GEKA

● Latón | Brass



Para aplicaciones de agricultura, jardinería, construcción y servicios públicos
For agricultural, gardening, construction and public service applications

Ver ficha técnica | Check technical sheet

MORTAR CAMLOCK Fittings

Acoples CAMLOCK MORTERO
Kupplungen CAMLOCK MÖRTEL
Raccords MORTIER CAMLOCK

A Type steel MORTAR CAMLOCK BSP

CAMLOCK MORTERO acero Tipo A BSP

CAMLOCK MÖRTEL Stahl Tipo A

CAMLOCK MORTIER acier Type A BSP



DN	SERIE	ROSCA THREAD	Referencia Part n°	€
25	22	1"	MT22A2516	-
27	22	1"	MT22A2716	-
35	22	1" 1/4	MT22A3520	-
35	22	1" 1/2	MT22A3524	-
50	22	2"	MT22A5032	-
35	23.5	1" 1/4	MT23A3520	-
35	23.5	1" 1/2	MT23A3524	-
50	23.5	2"	MT23A5032	-

C Type steel MORTAR CAMLOCK

CAMLOCK MORTERO acero Tipo C

CAMLOCK MÖRTEL Stahl Tipo C

CAMLOCK MORTIER acier Type C



DN	SERIE	Referencia Part n°	€
27	22	MT22C2725	-
35	22	MT22C3535	-
50	22	MT22C5050	-
35	23.5	MT23C3535	-
50	23.5	MT23C5050	-

D Type steel MORTAR CAMLOCK BSP

CAMLOCK MORTERO acero Tipo D BSP

CAMLOCK MÖRTEL Stahl Tipo D

CAMLOCK MORTIER acier Type D BSP



DN	SERIE	ROSCA THREAD	Referencia Part n°	€
25	22	1"	MT22D2516	-
27	22	1"	MT22D2716	-
35	22	1" 1/4	MT22D3520	-
35	22	1" 1/2	MT22D3524	-
50	22	2"	MT22D5032	-
35	23.5	1" 1/4	MT23D3520	-
35	23.5	1" 1/2	MT23D3524	-
50	23.5	2"	MT23D5032	-

E Type steel MORTAR CAMLOCK

CAMLOCK MORTERO acero Tipo E

CAMLOCK MÖRTEL Stahl Tipo E

CAMLOCK MORTIER acier Type E



DN	SERIE	Referencia Part n°	€
25	22	MT22E2525	-
27	22	MT22E2725	-
35	22	MT22E3535	-
50	22	MT22E5050	-
35	23.5	MT23E3535	-
50	23.5	MT23E5050	-

SANDBLAST Fittings

Acoples CHORRO DE ARENA

SANDSTRAHL-Kupplungen

Raccords SABLAGE

SANDBLAST aluminum -for hose

CHORRO DE ARENA aluminio acople - para manguera

SANDSTRAHL-Schlauchstutzen - Aluminium

SABLAGE aluminium -pour le tuyau



DN	Referencia Part n°	€
19	ALCH0519	-
25	ALCH0525	-
32	NEW ALCH0532.1	-
32	ALCH0532	-
38	ALCH0538	-

SANDBLAST aluminum -Female thread BSP

CHORRO DE ARENA aluminio acople - rosca hembra BSP

SANDSTRAHL-Kupplung BSP w - Aluminium

SABLAGE aluminium -Filetage femelle BSP



ROSCA THREAD	Referencia Part n°	€
1" 1/4	ALCH0120	-
1" 1/2	ALCH0124	-

SANDBLAST aluminum -for hose-Female thread BSP

CHORRO DE ARENA aluminio para manguera - rosca hembra BSP

SANDSTRAHL-Mundstück BSP w - Aluminium

SABLAGE aluminium -Filetage femelle BSP pour tuyau



DN	ROSCA THREAD	Referencia Part n°	€
19	1" 1/4	ALCH071219	-
25	1" 1/4	ALCH071625	-
32	1" 1/4	ALCH072032	-
38	1" 1/4	ALCH072438	-

SANDBLAST brass -for hose

CHORRO DE ARENA latón acople - para manguera

SANDSTRAHL-Schlauchstutzen - Messing

SABLAGE laiton -pour le tuyau



DN	Referencia Part n°	€
19	BRCH0519*	-
25	BRCH0525	-
32	BRCH0532	-
38	BRCH0538	-

* Until end of stock / Hasta fin de existencias / Bis zum Ende des Lagerbestandes / Jusqu'à la fin du stock

SANDBLAST brass -Female thread BSP

CHORRO DE ARENA latón acople - rosca hembra BSP

SANDSTRAHL-Kupplung BSP w - Messing

SABLAGE laiton -Filetage femelle BSP



ROSCA THREAD	Referencia Part n°	€
1" 1/4	BRCH0120	-
1" 1/2	BRCH0124	-

SANDBLAST brass -for hose-Female thread BSP

CHORRO DE ARENA latón para manguera - rosca hembra BSP

SANDSTRAHL-Mundstück BSP w - Messing

SABLAGE laiton -Filetage femelle BSP pour tuyau



DN	ROSCA THREAD	Referencia Part n°	€
19	1" 1/4	BRCH071219	-
25	1" 1/4	BRCH071625	-
32	1" 1/4	BRCH072032	-
38	1" 1/4	BRCH072438	-

CHORRO DE ARENA

SAND BLAST

● Aluminio | Aluminium

● Latón | Brass



Para aplicaciones de chorro de arena y gunitados
For sandblasting and build-up applications

Ver ficha técnica | Check technical sheet



SANDBLAST Fittings

Acoples CHORRO DE ARENA

SANDSTRAHL-Kupplungen

Raccords SABLAGE

SANDBLAST nylon for hose

CHORRO DE ARENA nylon acople - para manguera

SANDSTRAHL- Schlauchstutzen - nylon

SABLAGE nylon pour le tuyau



DN	Referencia Part n°	€
19	NYCH0519	-
25	NYCH0525	-
32	NYCH0532	-
38	NYCH0538	-

SANDBLAST NBR Seals

Juntas NBR CHORRO DE ARENA

SANDSTRAHL - NBR Dichtungen

SABLAGE Joints NBR



TAMAÑO SIZE	Referencia Part n°	€
ALL	NBRCH	-

SANDBLAST nylon female thread BSP

CHORRO DE ARENA nylon acople - rosca hembra BSP

SANDSTRAHL-Kupplung BSP w - nylon

SABLAGE nylon filetage femelle BSP



ROSCA THREAD	Referencia Part n°	€
1" 1/4	NYCH0120	-
1" 1/2	NYCH0124	-

SANDBLAST nylon for hose female thread BSP

CHORRO DE ARENA nylon para manguera - rosca hembra BSP

SANDSTRAHL-Mundstück BSP w - nylon

SABLAGE nylon filetage femelle BSP pour tuyau



DN	ROSCA THREAD	Ø INT. Ø INNER	Referencia Part n°	€
25	1" 1/4	39	NYCH071625	-
32	1" 1/4	50	NYCH072032	-
38	1" 1/4	55	NYCH072438	-

BAUER Fittings

Acoples BAUER
Kupplungen BAUER
Raccords BAUER

BAUER carbon steel female

BAUER acero hembra

BAUER Karbonstahl Dichtkopf

BAUER acier femelle



DN	Ø ROTULA Ø BALL	Referencia Part n°	€
2"	50	BEF050	-
3"	76	BEF076	-
4"	108	BEF108	-

BAUER carbon steel male

BAUER acero macho

BAUER Karbonstahl Stecker

BAUER acier mâle



DN	Ø ROTULA Ø BALL	Referencia Part n°	€
2"	50	BEM050	-
3"	76	BEM076	-
4"	108	BEM108	-

NBR BAUER seals

Juntas NBR BAUER

NBR BAUER Dichtungen

Joints NBR BAUER



DN	Referencia Part n°	€
2"	NBRBE050	-
3"	NBRBE076	-
4"	NBRBE108	-

PERROT Fittings

Acoples PERROT
Kupplungen PERROT
Raccords PERROT

PERROT carbon steel female

PERROT acero hembra

PERROT Karbonstahl Dichtkopf

PERROT acier femelle



DN	Ø OUTER Ø EXT.	Referencia Part n°	€
2"	52.3	PEF050	-
3"	77.4	PEF089	-
4"	102.4	PEF108	-

PERROT carbon steel male

PERROT acero macho

PERROT Karbonstahl Stecker

PERROT acier mâle



DN	Ø OUTER Ø EXT.	Referencia Part n°	€
2"	52.3	PEM050	-
3"	77.4	PEM089	-
4"	102.4	PEM108	-

NBR PERROT seals

Juntas NBR PERROT

NBR PERROT Dichtungen

Joints NBR PERROT



DN	Referencia Part n°	€
2"	NBRPE050	-
3"	NBRPE089	-
4"	NBRPE108	-

Steam fittings BOSS type

Acoples vapor tipo BOSS
Dampf-Kupplungen Typ BOSS
Raccords vapeur type BOSS

BOSS carbon steel kit BSP

BOSS acero kit BSP

BOSS Karbonstahl-Set BSP

BOSS acier kit BSP



DN	ROSCA THREAD	Referencia Part n°	€
1/2"	1/2" BSP	B00813	-
3/4"	3/4" BSP	B01219	-
1"	1" BSP	B01625	-
1" 1/4	1" 1/4 BSP	B02032	-
1" 1/2	1" 1/2 BSP	B02438	-
2"	2" BSP	B03251	-

STD FITTINGS
+
STD FERRULES
+
HOSES
INDUS TrAie®

CONEXIÓN STD
+
CASQUILLO STD
+
MANGUERA
INDUS TrAie®

Datos de tablas de prensado siempre actualizados en nuestra web: www.dicsaes.com | Crimping information always updated on our website www.dicsaes.com

Steam EN 14423 fittings

Acoples vapor EN 14423
Kupplungen EN 14423
Raccords vapeur EN 14423

EN 14423 clamp steel

Abrazadera EN 14423 acero

Schelle EN 14423 stahl

Collier EN 14423 acier



DN	Ø INT. Ø INNER	Referencia Part n°	€
13X6	24-26	AB06024026	-
19X7	32-34	AB06032034	-
25X7.5	39-41	AB06039041	-
32X8	47-50	AB06047050	-
38X8	53-56	AB06053056	-
50X9	67-69	AB06067069	-

Female-hose tail EN 14423 steel

Hembra Espiga EN 14423 acero

Muffe Stutzen EN 14423 stahl

Femelle à douille EN 14423 acier



DN	ROSCA THREAD	Referencia Part n°	€
13	1/2" BSP	STE0208	-
19	3/4" BSP	STE0212	-
25	1" BSP	STE0216	-
32	1" 1/4 BSP	STE0220	-
38	1" 1/2 BSP	STE0224	-
50	2" BSP	STE0232	-

Male-hose tail EN 14423 steel

Macho Espiga EN 14423 acero

Stecker Stutzen EN 14423 stahl

Mâle à douille EN 14423 acier



DN	ROSCA THREAD	Referencia Part n°	€
13	1/2" BSPT	STE0108	-
19	3/4" BSPT	STE0112	-
25	1" BSPT	STE0116	-
32	1" 1/4 BSPT	STE0120	-
38	1" 1/2 BSPT	STE0124	-
50	2" BSPT	STE0132	-

VAPOR BOSS STEAM BOSS

● Acero Carbono | Carbon Steel



Adecuado para las conexiones de manguera de vapor, y también ampliamente utilizado para aire comprimido, agua, gas petróleo licuado y fluidos químicos, etc.

Suitable for steam hose connections, and widely used for compressed air, water, liquid petroleum gas, chemical fluids, etc.

Ver ficha técnica | Check technical sheet



Industrial accessories

Accesorios industriales

Industriezubehör

Accessoires industriels

Crimping Ferrule 45° closure (aluminium)

Campana aluminio para racor industrial - cierre 45°

Presshülse Aluminium 45°

Jupe aluminium pour raccord industriel -fermeture 45°



Ø INT. Ø INNER	Referencia Part n°	€
11	ALCA011000	-
12.9	ALCA012900	-
13.4	ALCA013400	-
14.5	ALCA014500	-
15.5	ALCA015500	-
17.5	ALCA017500	-
18.5	ALCA018500	-
20.5	ALCA020500	-
21.5	ALCA021500	-
24.5	ALCA024500	-
26.5	ALCA026500	-
27.5	ALCA027500*	-
28.5	ALCA028500	-
30	ALCA030000	-
33	ALCA033000	-
36	ALCA036000	-
39	ALCA039000	-
46	ALCA046000	-
43	ALCA043000	-
48	ALCA048000	-
50	ALCA050000	-
54	ALCA054000	-
56.5	ALCA056500	-
63	ALCA063000	-
67	ALCA067000	-
84	ALCA083000	-
98	ALCA099000	-
123	ALCA121000	-

* Until end of stock / Hasta fin de existencias / Bis zum Ende des Lagerbestandes / Jusqu'à la fin du stock

Clamp EN 14420-3 aluminium

Abrazadera EN 14420-3 aluminio

Schelle EN 14420-3 Aluminium

Collier EN 14420-3 aluminium



Ø MANGUERA Ø HOSE	Ø INT. Ø INNER	Referencia Part n°	€
13x5	21-25 mm	ALAB01021025	-
19X6	29-33 mm	ALAB01029033	-
25x5	34-37 mm	ALAB01034037	-
25x6	36-39 mm	ALAB01036039	-
32X5	41-44 mm	ALAB01041044	-
32x6	42-46 mm	ALAB01042046	-
32x8/35x6	46-50 mm	ALAB01046050	-
38X5	47-51 mm	ALAB01047051	-
38X6.5	49-53 mm	ALAB01049053	-
38x8	52-56 mm	ALAB01052056	-
38x10	56-60 mm	ALAB01056060	-
50X5.5	62-64 mm	ALAB01060064	-
50x8	63-67 mm	ALAB01063067	-
50X10	68-72 mm	ALAB01068072	-
63x6	74-77 mm	ALAB01074077	-
63X8	77-81 mm	ALAB01077081	-
65x10	84-87 mm	ALAB01084087	-
75x6	87-90 mm	ALAB01087090	-
75x8	89-94 mm	ALAB01089094	-
75X10	94-98 mm	ALAB01094098	-
100x8	114-119 mm	ALAB01114119	-

Clamp EXPRESS steel

Abrazadera EXPRESS acero

Schelle EXPRESS Stahl

Collier EXPRESS acier



Ø INT. Ø INNER	Referencia Part n°	€
19-21 mm	AB031921	-
22-24 mm	AB032224	-
25-27 mm	AB032527	-
28-30 mm	AB032830	-
31-33 mm	AB033133	-
34-36 mm	AB033436	-
37-39 mm	AB033739	-

Clamp BOSS type steel

Abrazadera tipo BOSS acero

Schelle Typ BOSS Stahl

Collier type BOSS acier



Ø INT. Ø INNER	N° TORNILLOS N° BOLTS	Referencia Part n°	€
24-27 mm	2	AB05024027	-
30-33 mm	2	AB05030033	-
38-43 mm	2	AB05038043	-
38-43 mm	4	AB05438043	-
43-49 mm	4	AB05043049	-
54-60 mm	4	AB05054060	-
63-71 mm	4	AB05063071	-

Clamp DIN 20039 A steel

Abrazadera DIN 20039 A acero

Schelle DIN 20039 A Stahl

Collier DIN 20039 A acier



Ø INT. Ø INNER	Referencia Part n°	€
22-29 mm	AB04022029	-
28-34 mm	AB04028034	-
32-40 mm	AB04032040	-

Industrial accessories

Accesorios industriales

Industriezubehör

Accessoires industriels

Clamp high pressure W1 steel

Abrazadera alta presión W1 acero

Schelle Hochdruck W1 Stahl

Collier haute pression W1 acier



Ø INT. Ø INNER	Referencia Part n°	€
17-19mm	AB02017019	-
20-22mm	AB02020022	-
23-25mm	AB02023025	-
26-28mm	AB02026028	-
29-31mm	AB02029031	-
32-35mm	AB02032035	-
36-39mm	AB02036039	-
40-43mm	AB02040043	-
44-47mm	AB02044047	-
48-51mm	AB02048051	-
52-55mm	AB02052055	-
56-59mm	AB02056059	-
60-63mm	AB02060063	-
64-67mm	AB02064067	-
68-73mm	AB02068073	-
74-79mm	AB02074079	-
80-85mm	AB02080085	-
86-91mm	AB02086091	-
92-97mm	AB02092097	-
98-103mm	AB02098103	-
104-112mm	AB02104112	-
113-121mm	AB02113121	-
122-130mm	AB02122130	-
131-139mm	AB02131139	-
140-148mm	AB02140148	-
149-161mm	AB02149161	-
162-174mm	AB02162174	-
175-187mm	AB02175187	-
188-200mm	AB02188200	-

CAMPANAS Y ABRAZADERAS

FERRULES AND CLAMPS

Soluciones perfectas para asegurar la conexión

Perfect solutions to ensure the connection



ALTA PRESIÓN W1

TIPO BOSS

DIN 2817
EN14420-3

DIN 20039 A

TIPO EXPRESS

● Acero Carbono | Carbon Steel

● Inox | Stainless Steel

● Aluminio | Aluminium

● Latón | Brass

Ver ficha técnica
Check technical sheet

DICSA

RACORES INDUSTRIALES BAJO CONSULTA

Industrial Fittings On Request

DRY COUPLINGS



FIRE FIGHTING



**ENCONTRAMOS TODO
LO QUE NECESITES**

**WE WILL FIND
EVERYTHING
YOU NEED**



BREAK AWAY



COMPOSITE HOSE



GUN

Stainless steel hose ISO 10380 **180**

Manguera Inox ISO 10380
Metallschlauch Edelstahl ISO 10380
Tuyau Inox ISO 10380

Welding fittings **182**

Racores soldables
Edelstahl-Schläuche
Raccords à souder

Welding flanges **188**

Bridas soldables
Schweißarmaturen und -flansche
Brides à souder



03

CONVOLUTED STAINLESS STEEL

Inox Corrugado

Metallwellschlauch

Inox onduleux

Stainless steel hose ISO 10380

Manguera Inox ISO 10380
Metallschlauch Edelstahl ISO 10380
Tuyau Inox ISO 10380

Convuluted stainless steel hoses and AISI 304 Braid ▪ Mangueras Inox Corrugado y Malla Inox ▪ Metallwellschlauch
Edelstahl und Umfl. AISI ▪ Tuyaux inox onduleux et Tresse Inox

180



M93211

M93161304

M93161

M93161304..EF

M93162304

M304

M316

Welding fittings

Racores soldables
Edelstahl-Schläuche
Raccords à souder

BSP Welding fittings ▪ Racores soldables BSP ▪ Schweißverschr. BSP ▪ Raccords à souder BSP

182



JIC 37° Welding fittings ▪ Racores soldables JIC 37° ▪ Schweißverschr. JIC 37° ▪ Raccords à souder JIC 37°

184



Metric Welding fittings ▪ Racores soldables métricos ▪ Metr. Schweißarmaturen ▪ Raccords à souder métriques

185



Nipple and nut ▪ Cono y tuerca ▪ Kegel und Mutter ▪ Collet et écrou

187



Welding fittings >2" ▪ Racores para soldar >2" ▪ Schweißkupplungen >2" ▪ Raccords à souder >2"

187



Welding flanges

Bridas soldables
Schweißarmaturen und -flansche
Brides à souder

Fixed Forged flanges ▪ Bridas fijas para soldar ▪ Vorschweißflansche ▪ Brides DIN à souder fixes

188



BPN162633

BANSAWN150

BPN402635

BANSAWN300

DIN 2642 swivel flanges set ▪ Conjunto brida DIN 2642 ▪ Flanschsatz DIN 2642 ▪ Ensemble brides tournantes DIN 2642

189



BPN102642

ABARO2642

ABTUB

DIN 2656 swivel flanges set ▪ Conjunto brida DIN 2656 ▪ Flanschsatz DIN 2642 ▪ Ensemble brides tournantes DIN 2656

190



BPN402656

ABARO2656

ABTUB

ANSI-ASA swivel flanges set ▪ Conjunto brida ANSI-ASA ▪ Flanschsatz ANSI-ASA ▪ Ensemble brides ANSI-ASA

191



BANSASO150


BANSASO300

ABTUB

ABAROANSA

MANGUERAS ACERO INOXIDABLE *STAINLESS STEEL HOSES*

TALLER DE SOLDADURA
WELDING WORKSHOP



www.dicsaes.com

Stainless steel hose ISO 10380

Manguera Inox ISO 10380
Metallschlauch Edelstahl ISO 10380
Tuyau Inox ISO 10380

TrAie®

Convuluted S.S. AISI 321 hose with one braid S.S. AISI 304

Inox corrugado AISI 321 con una malla AISI 304

Metallwellschlauch AISI 321 mit 1 Umfl. AISI 304

Inox onduleux AISI 321 avec une tresse inox AISI 304



DN	Ø INT. Ø INNER	Referencia Part n°	€
1/4"	6.2	M93211006	-
3/8"	10.3	M93211010	-
1/2"	12.2	M93211012	-
5/8"	16.2	M93211016	-
3/4"	20.2	M93211020	-
1"	25.4	M93211025	-
1" 1/4	34.3	M93211032	-
1" 1/2	40.1	M93211040	-
2"	50.3	M93211050	-
2" 1/2	65.6	M93211065	-
3"	80.3	M93211080	-
4"	100.8	M93211100	-

Convuluted S.S. AISI 316 hose with one braid S.S. AISI 304

Inox corrugado AISI 316 con una malla AISI 304

Metallwellschlauch AISI 316 mit 1 Umfl. AISI 304

Inox onduleux AISI 316 avec une tresse inox AISI 304



DN	Ø INT. Ø INNER	Referencia Part n°	€
1/4"	6.2	M93161304006	-
3/8"	10.3	M93161304010	-
1/2"	12.2	M93161304012	-
5/8"	16.2	M93161304016	-
3/4"	20.2	M93161304020	-
1"	25.4	M93161304025	-
1" 1/4	34.3	M93161304032	-
1" 1/2	40.1	M93161304040	-
2"	50.3	M93161304050	-
2" 1/2	65.6	M93161304065	-
3"	80.3	M93161304080	-
4"	100.8	M93161304100	-

Convuluted S.S. AISI 316 hose with one braid S.S. AISI 316

Inox corrugado AISI 316 con una malla AISI 316

Metallwellschlauch AISI 316 mit 1 Umfl. AISI 316

Inox onduleux AISI 316 avec une tresse inox AISI 316



DN	Ø INT. Ø INNER	Referencia Part n°	€
1/4"	6.2	M93161006	-
3/8"	10.3	M93161010	-
1/2"	12.2	M93161012	-
3/4"	20.2	M93161020	-
1"	25.4	M93161025	-
1" 1/4	34.3	M93161032	-
1" 1/2	40.1	M93161040	-
2"	50.3	M93161050	-
2" 1/2	65.6	M93161065	-
3"	80.3	M93161080	-
4"	100.8	M93161100	-

Convuluted S.S. AISI 316 hose with one braid S.S. AISI 304 extra flexible

Inox corrugado AISI 316 con una malla AISI 304 extra flexible

Metallwellschlauch AISI 316 mit 1 Umfl. AISI 304 extra flexible

Inox onduleux AISI 316 avec une tresse inox AISI 304 extra flexible



DN	Ø INT. Ø INNER	Referencia Part n°	€
3/4"	20	M93161304020EF	-
1"	25	M93161304025EF	-
1" 1/4	34.3	M93161304032EF	-
1" 1/2	39.8	M93161304040EF	-
2"	50	M93161304050EF	-

Convuluted S.S. AISI 316 hose with two braids S.S. AISI 304

Inox corrugado AISI 316 con dos mallas AISI 304

Metallwellschlauch AISI 316 mit 2 Umfl. AISI 304

Inox onduleux AISI 316 avec deux tresses inox AISI 304



DN	Ø INT. Ø INNER	Referencia Part n°	€
1/4"	6.2	M93162304006	-
3/8"	10.3	M93162304010	-
1/2"	12.2	M93162304012	-
3/4"	20.2	M93162304020	-
1"	25.4	M93162304025	-
1" 1/4	34.3	M93162304032	-
1" 1/2	40.1	M93162304040	-
2"	50.3	M93162304050	-
2" 1/2	65.6	M93162304065	-
3"	80.3	M93162304080	-
4"	100.8	M93162304100	-



**MANGUERAS SOBRE REELS DE MADERA
BAJO CONSULTA / ON REQUEST
CONVOLUTED METAL HOSE ON REELS**

Stainless steel hose ISO 10380

Manguera Inox ISO 10380
Metallschlauch Edelstahl ISO 10380
Tuyau Inox ISO 10380

AISI 304 braid

Malla inox 304

Metallschlauch Edelstahl 304

Tresse inox 304



Ø INT. Ø INNER	Referencia Part n°	€
9,6	M304009.6	-
12,3	M304012.3	-
14,3	M304014.3	-
16,7	M304016.7	-
21,6	M304021.6	-
26,8	M304026.8	-
32,2	M304032.2	-
41,1	M304041.1	-
49,8	M304049.8	-
60,3	M304060.3	-
80,8	M304080.8	-

AISI 316 braid

Malla inox 316

Metallschlauch Edelstahl 316

Tresse inox 316



Ø INT. Ø INNER	Referencia Part n°	€
9,6	M316009.6	-
12,3	M316012.3	-
14,3	M316014.3	-
16,7	M316016.7	-
21,6	M316021.6	-
26,8	M316026.8	-
32,2	M316032.2	-
41,1	M316041.1	-
49,8	M316049.8	-
60,3	M316060.3	-
80,8	M316080.8	-



Amplia variedad de manguera inoxidable corrugado para instalaciones en el sector químico, centrales eléctricas y plantas petroquímicas.

Wide range of convoluted stainless steel hoses for a variety of facilities, such as chemical sector, power plant, oil and gas.

Welding fittings

Racores soldables
Edelstahl-Schläuche
Raccords à souder

TrAle®

Convuluted SS welding ferrule

Casquillo soldable Inox corrugado

Schweißhülse Wellschlauch Edelstahl

Juqe à souder Inox convoluté



DN	Ø INT. Ø INNER	Referencia Part n°	€
1/4"	14	810700400	*
1/4"	12	810700401	*
3/8"	19	810700600	*
3/8"	17	810700601	*
1/2"	22	810700800	*
1/2"	19	810700801	*
5/8"	25	810701000	*
3/4"	30	810701200	*
3/4"	32	810701201	*
1"	35	810701500	*
1"	37	810701600	*
1"1/4	47,8	810702000	*
1"1/4	44,3	810702001	*
1"1/2	56,3	810702400	*
2"	66	810703201	*
2"1/2	84,9	810704000	*
2"1/2	95,6	810704001	*
3"	100	810704801	*
4"	125	810706400	*

*Prices in Stainless Steel Catalogue / *Ver precios en catálogo de inoxidable / *Vergleichen Sie die Preise im Edelstahl-Katalog / *Prix dans le Catalogue Acier Inox

Welding fixed male BSP flat seat with guide

Macho fijo BSP asiento plano - soldable con guía

Schweiß-Außengewinde BSP fest, flachdichtend mit AG

Mâle fixe BSP fond plat à souder avec guide



DN	ROSCA THREAD	Referencia Part n°	€
1/4"	1/4" BSP	A103304	-
3/8"	3/8" BSP	A103306	-
1/2"	1/2" BSP	A103308	-
3/4"	3/4" BSP	A103312	-
1"	1" BSP	A103316	-
1"1/4	1"1/4 BSP	A103320	-
1"1/2	1"1/2 BSP	A103324	-
2"	2" BSP	A103332	-

Welding adaptor BSPT with guide

Macho cónico BSPT con guía

Schweißadapter m BSPT mit AG

Mamelon hexagonal BSPT conique à souder (bw) + guide



DN	ROSCA THREAD	Referencia Part n°	€
1/4"	1/4" BSPT	A103204	-
3/8"	3/8" BSPT	A103206	-
1/2"	1/2" BSPT	A103208	-
3/4"	3/4" BSPT	A103212	-
1"	1" BSPT	A103216	-
1"1/4	1"1/4 BSPT	A103220	-
1"1/2	1"1/2 BSPT	A103224	-
2"	2" BSPT	A103232	-
2"1/2	2"1/2 BSPT	A103240	-

Welding adaptor BSP 60° with guide

Macho BSP cono 60° con guía

Außengewinde BSP kon. 60° mit AG

Mamelon hexagonal BSP à souder (bw) + guide



DN	ROSCA THREAD	Referencia Part n°	€
1/4"	1/4" BSP	A103504	-
3/8"	3/8" BSP	A103506	-
1/2"	1/2" BSP	A103508	-
3/4"	3/4" BSP	A103512	-
1"	1" BSP	A103516	-
1"1/4	1"1/4 BSP	A103520	-
1"1/2	1"1/2 BSP	A103524	-
2"	2" BSP	A103532	-

Welding union BSP male (60°)

Empalme liso soldable rosca BSP (60°)

Anschweißnippel BSP 60°

Embout mâle lisse à souder gaz cyl BSP (60°)



ROSCA THREAD	Referencia Part n°	€
1/8" BSP	A129002	-
1/4" BSP	A129004	-
3/8" BSP	A129006	-
1/2" BSP	A129008	-
3/4" BSP	A129012	-
1" BSP	A129016	-
1"1/4 BSP	A129020	-
1"1/2 BSP	A129024	-
2" BSP	A129032	-

Welding fixed male NPT flat seat with guide

Macho fijo NPT - soldable con guía

Schweiß-Außengewinde NPT mit AG

Mâle fixe NPT à souder avec guide



DN	ROSCA THREAD	Referencia Part n°	€
1/4"	1/4" NPT	A103404	-
3/8"	3/8" NPT	A103406	-
1/2"	1/2" NPT	A103408	-
3/4"	3/4" NPT	A103412	-
1"	1" NPT	A103416	-
1"1/4	1"1/4 NPT	A103420	-
1"1/2	1"1/2 NPT	A103424	-
2"	2" NPT	A103432	-

Welding BSP swivel female 60° with guide

Hembras giratorias prensada BSP 60° - soldable con guía

Schweiß-Dichtkopf mit Pressmutter BSP 60° mit AG

Femelle tournante BSP 60° à souder avec guide



DN	ROSCA THREAD	Referencia Part n°	€
1/4"	1/4" BSP	A128104	-
3/8"	3/8" BSP	A128106	-
1/2"	1/2" BSP	A128108	-
3/4"	3/4" BSP	A128112	-
1"	1" BSP	A128116	-
1" 1/4	1" 1/4 BSP	A128120	-
1" 1/2	1" 1/2 BSP	A128124	-

Welding BSP swivel female flat seat

Hembras giratorias prensada BSP asiento plano - soldable con guía

Schweiß-Dichtkopf mit Pressmutter BSP flachdichtend mit AG

Femelle tournante BSP à souder fond plat



DN	ROSCA THREAD	Referencia Part n°	€
1/4"	1/4" BSP	A128204	-
3/8"	3/8" BSP	A128206	-
1/2"	1/2" BSP	A128208	-
3/4"	3/4" BSP	A128212	-
1"	1" BSP	A128216	-
1" 1/4	1" 1/4 BSP	A128220	-
1" 1/2	1" 1/2 BSP	A128224	-
2"	2" BSP	A128232	-

Welding 90° BSP swivel female 60°

Hembras giratorias prensada 90° BSP 60° - soldable

Schweiß-Dichtkopf mit Pressmutter 90° BSP 60°

Femelle tournante 90° à souder



DN	ROSCA THREAD	Referencia Part n°	€
1/4"	1/4" BSP	A103704	-
3/8"	3/8" BSP	A103706	-
1/2"	1/2" BSP	A103708	-
3/4"	3/4" BSP	A103712	-
1"	1" BSP	A103716	-
1" 1/4	1" 1/4 BSP	A103720	-
1" 1/2	1" 1/2 BSP	A103724	-
2"	2" BSP	A103732	-

Welding 90° BSP swivel female 60° flat seat

Hembras giratorias prensada 90° BSP asiento plano - soldable

Schweiß-Dichtkopf mit Pressmutter 90° BSP flachdichtend

Femelle tournante 90° à souder fond plat



DN	ROSCA THREAD	Referencia Part n°	€
1/4"	1/4" BSP	A103904	-
3/8"	3/8" BSP	A103906	-
1/2"	1/2" BSP	A103908	-
3/4"	3/4" BSP	A103912	-
1"	1" BSP	A103916	-
1" 1/4	1" 1/4 BSP	A103920	-
1" 1/2	1" 1/2 BSP	A103924	-
2"	2" BSP	A103932	-

Welding 45° BSP swivel female 60°

Hembras giratorias prensada 45° BSP 60° - soldable

Schweiß-Dichtkopf mit Pressmutter 45° BSP 60°

Femelle tournante 45° à souder



DN	ROSCA THREAD	Referencia Part n°	€
1/4"	1/4" BSP	A103804	-
3/8"	3/8" BSP	A103806	-
1/2"	1/2" BSP	A103808	-
3/4"	3/4" BSP	A103812	-
1"	1" BSP	A103816	-
1" 1/4	1" 1/4 BSP	A103820	-
1" 1/2	1" 1/2 BSP	A103824	-
2"	2" BSP	A103832	-

Welding 45° BSP swivel female 60° flat seat

Hembras giratorias prensada 45° BSP asiento plano - soldable

Schweiß-Dichtkopf mit Pressmutter 45° BSP flachdichtend

Femelle tournante 45° à souder fond plat



DN	ROSCA THREAD	Referencia Part n°	€
1/4"	1/4" BSP	A104004	-
3/8"	3/8" BSP	A104006	-
1/2"	1/2" BSP	A104008	-
3/4"	3/4" BSP	A104012	-
1"	1" BSP	A104016	-
1" 1/4	1" 1/4 BSP	A104020	-
1" 1/2	1" 1/2 BSP	A104024	-
2"	2" BSP	A104032	-

Welding fittings

Racores soldables
Edelstahl-Schläuche
Raccords à souder

TrAie®

Welding crimped JIC 37° swivel female with guide

Hembra giratoria prensada JIC 37° - soldable con guía

Schweiß-Dichtkopf mit Ü-Mutter JIC 37° mit AG

Embout à sertir femelle tournante JIC37° à souder



DN	ROSCA THREAD	Referencia Part n°	€
1/4"	7/16" 20h UNF	A12830704	-
1/4"	1/2" 20h UNF	A12830804	-
3/8"	9/16" 18h UNF	A12830906	-
3/8"	3/4" 16h UNF	A12831206	-
1/2"	3/4" 16h UNF	A12831208	-
1/2"	7/8" 14h UNF	A12831408	-
3/4"	1" 1/16 12h UNF	A12831712	-
1"	1" 5/16 12h UNF	A12832116	-
1" 1/4	1" 5/8 12h UNF	A12832620	-
1" 1/2	1" 7/8 12h UNF	A12833024	-

Welding 90° JIC 37° swivel female

Hembra giratoria 90° prensada JIC 37° - soldable

Dichtkopf 90° mit Ü-Mutter JIC 37° schweißbar

Femelle tournante 90° JIC 37° à souder



DN	ROSCA THREAD	Referencia Part n°	€
1/4"	7/16" 20h UNF	A10410704	-
1/4"	1/2" 20h UNF	A10410804	-
3/8"	9/16" 18h UNF	A10410906	-
1/2"	3/4" 16h UNF	A10411208	-
1/2"	7/8" 14h UNF	A10411408	-
3/4"	1" 1/16 12h UNF	A10411712	-
1"	1" 5/16 12h UNF	A10412116	-
1" 1/4	1" 5/8 12h UNF	A10412620	-
1" 1/2	1" 7/8 12h UNF	A10413024	-

Welding JIC 37° male with guide

Macho JIC 37° - soldable con guía

Schweißadapter M JIC 37° mit AG

Mâle JIC 37° à souder avec guide



DN	ROSCA THREAD	Referencia Part n°	€
1/4"	7/16" 20h UNF	A10360704	-
1/4"	1/2" 20h UNF	A10360804	-
3/8"	9/16" 18h UNF	A10360906	-
3/8"	3/4" 16h UNF	A10361206	-
1/2"	3/4" 16h UNF	A10361208	-
1/2"	7/8" 14h UNF	A10361408	-
5/8"	7/8" 14h UNF	A10361410	-
3/4"	1" 1/16 12h UNF	A10361712	-
1"	1" 5/16 12h UNF	A10362116	-
1" 1/4	1" 5/8 12h UNF	A10362620	-
1" 1/4	1" 7/8 12h UNF	A10363020	-

Welding 45° JIC 37° swivel female

Hembra giratoria 45° prensada JIC 37° - soldable

Dichtkopf 45° mit Ü-Mutter JIC 37° schweißbar

Femelle tournante 45° JIC 37° à souder



DN	ROSCA THREAD	Referencia Part n°	€
1/4"	7/16" 20h UNF	A10420704	-
1/4"	1/2" 20h UNF	A10420804	-
3/8"	9/16" 18h UNF	A10420906	-
1/2"	3/4" 16h UNF	A10421208	-
1/2"	7/8" 14h UNF	A10421408	-
3/4"	1" 1/16 12h UNF	A10421712	-
1"	1" 5/16 12h UNF	A10422116	-
1" 1/4	1" 5/8 12h UNF	A10422620	-
1" 1/2	1" 7/8 12h UNF	A10423024	-

Welding nipple

Boquilla para soldar

Schweißkegel (SK)

Collet cône Métrique (DIN 2353) à souder (BW) o'ring



TUBO PIPE	SERIE SERIES	Referencia Part n°	€
15X2.5	L	ORIL 15	*
18X2.5	L	ORIL 18	*
22X2.5	L	ORIL 22	*
28X3	L	ORIL 28	*
35X4	L	ORIL 35	*
42X3	L	ORIL 42	*
6X2	L/S	ORIS 6	*
8X2	L/S	ORIS 8	*
8X1.5	L/S	ORIS 8X1.5*	*
10X2	L/S	ORIS 10X2	*
12X2	L/S	ORIS 12	*
12X2.5	L/S	ORIS 12X2.5	*
14X2	L/S	ORIS 14X2*	*
14X3	S	ORIS 14X3	*
16X3	S	ORIS 16X3	*
20X2.5	S	ORIS 20X2.5	*
20X3	S	ORIS 20X3	*
20X4	S	ORIS 20X4	*
25X4	S	ORIS 25X4	*
30x4	S	ORIS 30X4	*
30x5	S	ORIS 30X5	*
38x5	S	ORIS 38X5	*

* Until end of stock / Hasta fin de existencias / Bis zum Ende des Lagerbestandes / Jusqu'à la fin du stock

** See prices page 233 / *Ver precios en pág. 233 / *Vgl. Sie die Preise auf S. 233 / *Voir les prix page 233

Metal cone welding nipple

Boquilla para soldar cono metal

Metall-Kegelschweißnippel

Collet cône Métrique conique en métal



TUBO PIPE	SERIE	Referencia Part n°	€
15x2.5	L	CMORIL 15	-
18x.2,5	L	CMORIL 18	-
22x2,5	L	CMORIL 22	-
28x3	L	CMORIL 28	-
35x4	L	CMORIL 35	-
42x3	L	CMORIL 42	-
6x2	L/S	CMORIS 6	-
8x2	L/S	CMORIS 8	-
10x2	L/S	CMORIS 10	-
12x2	L/S	CMORIS 12	-
14x3	S	CMORIS 14	-
16x3	S	CMORIS 16	-
20x3	S	CMORIS 20	-
25x4	S	CMORIS 25	-
30x5	S	CMORIS 30	-
38x5	S	CMORIS 38	-

Nuts DIN 3870

Tuerca Métrica DIN 3870

Metr. Mutter DIN 3870

Écrou Métrique DIN 3870



TUBO PIPE	SERIE SERIES	ROSCA THREAD	Referencia Part n°	€
4	LL	M8x1	MLL 4 M 8X1	*
6	LL	M10x1	MLL 6 M 10X1	*
8	LL	M12x1	MLL 8 M 12X1	*
6	L	M12x1,5	ML 6 M 12X1,5	*
8	L	M14x1,5	ML 8 M 14X1,5	*
10	L	M16x1,5	ML 10 M 16X1,5	*
12	L	M18x1,5	ML 12 M 18X1,5	*
15	L	M22x1,5	ML 15 M 22X1,5	*
18	L	M26x1,5	ML 18 M 26X1,5	*
22	L	M30x2	ML 22 M 30X2	*
28	L	M36x2	ML 28 M 36X2	*
35	L	M45x2	ML 35 M 45X2	*
42	L	M52x2	ML 42 M 52X2	*
6	S	M14x1,5	MS 6 M 14X1,5	*
8	S	M16x1,5	MS 8 M 16X1,5	*
10	S	M18x1,5	MS 10 M 18X1,5	*
12	S	M20x1,5	MS 12 M 20X1,5	*
14	S	M22x1,5	MS 14 M 22X1,5	*
16	S	M24x1,5	MS 16 M 24X1,5	*
20	S	M30x2	MS 20 M 30X2	*
25	S	M36x2	MS 25 M 36X2	*
30	S	M42x2	MS 30 M 42X2	*
38	S	M52x2	MS 38 M 52X2	*

** See prices page 222 / *Ver precios en página 222 / *Vgl. Sie die Preise auf S. 222 / *Voir les prix page 222

Metric weldable straight couplings

Racor recto para soldar

Gerade Anschweiß-Verschr. (GAV)

Raccord droit à souder



TUBO PIPE	SERIE	Referencia Part n°	€
6	L	STA ASL 6	*
8	L	STA ASL 8	*
10	L	STA ASL 10	*
12	L	STA ASL 12	*
15	L	STA ASL 15	*
18	L	STA ASL 18	*
22	L	STA ASL 22	*
28	L	STA ASL 28	*
35	L	STA ASL 35	*
42	L	STA ASL 42	*
6	S	STA ASS 6	*
8	S	STA ASS 8	*
10	S	STA ASS 10	*
12	S	STA ASS 12	*
14	S	STA ASS 14	*
16	S	STA ASS 16	*
20	S	STA ASS 20	*
25	S	STA ASS 25	*
30	S	STA ASS 30	*
38	S	STA ASS 38	*

** See prices page 233 / *Ver precios en pág. 233 / *Vgl. Sie die Preise auf S. 233 / *Voir les prix page 233

Welding fittings

Racores soldables
Edelstahl-Schläuche
Raccords à souder

TrAle®

Metric weldable swivel female 45°

Hembra giratoria 45 prensada métrica - soldable

Dichtkopf Ü-Mutter 45° metr. 24° schweißbar

Femelle tournante 45° métrique à souder



Metric weldable swivel female 90°

Hembra giratoria 90 prensada métrica - soldable

Dichtkopf mit Ü-Mutter Winkel 45° metr. schweißbar

Femelle tournante 90° métrique à souder



TUBO PIPE	ROSCA THREAD	SERIE SERIES	Referencia Part n°	€
6	12X1,5	L	A10531206	-
8	14x1,5	L	A10531408	-
10	16X1,5	L	A10531610	-
12	18X1,5	L	A10531812	-
15	22X1,5	L	A10532215	-
18	26X1,5	L	A10532618	-
22	30X2	L	A10533022	-
28	36X2	L	A10533628	-
35	45X2	L	A10534535	-
42	52X2	L	A10535242	-
6	14x1,5	S	A10531406	-
8	16X1,5	S	A10531608	-
10	18X1,5	S	A10531810	-
12	20X1,5	S	A10532012	-
14	22X1,5	S	A10532214	-
16	24x1,5	s	A10532416	-
20	30X2	S	A10533020	-
25	36X2	S	A10533625	-
30	42X2	S	A10534230	-
38	52X2	S	A10535238	-

TUBO PIPE	SERIE SERIES	ROSCA THREAD	Referencia Part n°	€
6	L	12X1,5	A10521206	-
8	L	14X1,5	A10521408	-
10	L	16X1,5	A10521610	-
12	L	18X1,5	A10521812	-
15	L	22X1,5	A10522215	-
18	L	26X1,5	A10522618	-
22	L	30X2	A10523022	-
28	L	36X2	A10523628	-
35	L	45X2	A10524535	-
42	L	52X2	A10525242	-
6	S	14X1,5	A10521406	-
8	S	16X1,5	A10521608	-
10	S	18X1,5	A10521810	-
12	S	20X1,5	A10522012	-
14	S	22X1,5	A10522214	-
16	S	24X1,5	A10522416	-
20	S	30X2	A10523020	-
25	S	36X2	A10523625	-
30	S	42X2	A10524230	-
38	S	52X2	A10525238	-

Welding nipple without guide

Cono ajuste sin guía

Schweißkonus ohne AG

Collet à souder sans guide



DN	ROSCA THREAD	Referencia Part n°	€
1/4"	1/4" BSP	A127304	-
3/8"	3/8" BSP	A127306	-
1/2"	1/2" BSP	A127308	-
3/4"	3/4" BSP	A127312	-
1"	1" BSP	A127316	-
1"1/4"	1"1/4 BSP	A127320	-
1"1/2"	1"1/2 BSP	A127324	-
2"	2" BSP	A127332	-

Metric standpipe

Espiga lisa métrica recta

Metr. Stutzen glatt

Embout lisse métrique droit



Ø EXT. Ø OUTER	Ø INT. Ø INNER	Referencia Part n°	€
7	10	KL0010	-
9	12	KL0012	-
10	14	KL0014	-
12	15	KL0015	-
12	16	KL0016	-
14	18	KL0018	-
14	20	KL0020	-
18	22	KL0022	-

BSP nut for welding nipple 60° cone

Tuerca para cono ajuste 60° BSP

BSP-Mutter für Schweißkonus 60° kon.

Écrou BSP pour collet à souder bw (60°)



ROSCA THREAD	Referencia Part n°	€
1/4" BSP	A127004	-
3/8" BSP	A127006	-
1/2" BSP	A127008	-
3/4" BSP	A127012	-
1" BSP	A127016	-
1"1/4 BSP	A127020	-
1"1/2 BSP	A127024	-
2" BSP	A127032	-

Welding nipple with 60° cone for BSP nut with guide >2"

Cono ajuste BSP 60° con guía >2"

Schweißkonus DK 60 Dichtkegel 60° mit AG >2"

Collet à souder BSP cône 60° avec guide >2"



DN	ROSCA THREAD	Referencia Part n°	€
2"1/2	2"1/2 BSP	Z127840	*
3"	3" BSP	Z127848	*
4"	4" BSP	Z127864	*

*Prices in Stainless Steel Catalogue / *Ver precios en catálogo de inoxidable / **Vergleichen Sie die Preise im Edelstahl-Katalog / *Prix dans le Catalogue Acier Inox

Micro-casting BSPT welding male AISI-316 >2"

Macho BSPT soldar microfundido AISI-316 >2"

Außengewinde BSPT schweißbar Mikroguss AISI-316 >2"

Mâle BSPT à souder en acier moulé AISI-316 >2"



DN	ROSCA THREAD	Referencia Part n°	€
2"1/2	2"1/2 BSPT	ZM103240	*
3"	3" BSPT	ZM103248	*
4"	4" BSPT	ZM103264	*

*Prices in Stainless Steel Catalogue / *Ver precios en catálogo de inoxidable / **Vergleichen Sie die Preise im Edelstahl-Katalog / *Prix dans le Catalogue Acier Inox

Micro-casting BSP nuts AISI-316 >2"

Tuercas BSP Microfundido AISI-316 >2"

Muttern BSP Mikroguss AISI-316 >2"

Écrous BSP en acier moulé AISI-316 >2"



ROSCA THREAD	Referencia Part n°	€
2" 1/2 BSP	Z127040	*
3" BSP	Z127048	*
4" BSP	Z127064	*

*Prices in Stainless Steel Catalogue / *Ver precios en catálogo de inoxidable / **Vergleichen Sie die Preise im Edelstahl-Katalog / *Prix dans le Catalogue Acier Inox

Welding flanges

Bridas soldables
Schweißarmaturen und -flansche
Brides à souder

TrAie®

Fixed forged flange DIN 2633/EN-1092-1 PN 10/16

Brida fija DIN 2633/EN-1092-1 PN 10/16

Festflansch DIN 2633/EN-1092-1 PN 10/16

Bride fixe avec collerette DIN 2633/EN-1092-1 PN 10/16 à souder



DN	Referencia Part n°	€
3/8"	BPN16263306	-
1/2"	BPN16263308	-
3/4"	BPN16263312	-
1"	BPN16263316	-
1"1/4	BPN16263320	-
1"1/2	BPN16263324	-
2"	BPN16263332	-
2"1/2	BPN16263340	-
3"	BPN16263348	-
4"	BPN16263364	-

Flange ANSI-ASA w.Neck 150 LBS

Brida ANSI-ASA Neck 150 LBS

Flansch ANSI-ASA w. Neck 150 LBS

Bride ANSI-ASA w. Neck 150 LBS



DN	Referencia Part n°	€
1/2"	BANSAWN15008	-
3/4"	BANSAWN15012	-
1"	BANSAWN15016	-
1"1/4	BANSAWN15020	-
1"1/2	BANSAWN15024	-
2"	BANSAWN15032	-
2"1/2	BANSAWN15040	-
3"	BANSAWN15048	-
4"	BANSAWN15064	-

Fixed forged flange DIN 2635/EN-1092-1 PN 40

Brida fija DIN 2635/EN-1092-1 PN 40

Festflansch DIN 2635/EN-1092-1 PN 40

Bride fixe avec collerette DIN 2635/EN-1092-1 PN 40 à souder



DN	Referencia Part n°	€
3/8"	BPN40263506	-
1/2"	BPN40263508	-
3/4"	BPN40263512	-
1"	BPN40263516	-
1"1/4	BPN40263520	-
1"1/2	BPN40263524	-
2"	BPN40263532	-
2"1/2	BPN40263540	-
3"	BPN40263548	-
4"	BPN40263564	-

Flange ANSI-ASA w.Neck 300 LBS

Brida ANSI-ASA Neck 300 LBS

Flansch ANSI-ASA w. Neck 300 LBS

Bride ANSI-ASA w. Neck 300 LBS



DN	Referencia Part n°	€
1/2"	BANSAWN30008	-
3/4"	BANSAWN30012	-
1"	BANSAWN30016	-
1"1/4	BANSAWN30020	-
1"1/2	BANSAWN30024	-
2"	BANSAWN30032	-
2"1/2	BANSAWN30040	-
3"	BANSAWN30048	-
4"	BANSAWN30064	-

Welding flanges

Bridas soldables
Schweißarmaturen und -flansche
Brides à souder

Swivel forged flange DIN 2642/EN-1092-1 PN 10/16

Brida loca DIN 2642/EN-1092-1 PN 10/16

Schwenkflansch DIN 2642/EN-1092-1 PN 10/16

Bride plate tournante DIN 2642/EN-1092-1 PN 10/16 à souder



DN	Referencia Part n°	€
3/8"	BPN10264206	-
1/2"	BPN10264208	-
3/4"	BPN10264212	-
1"	BPN10264216	-
1"1/4	BPN10264220	-
1"1/2	BPN10264224	-
2"	BPN10264232	-
2"1/2	BPN10264240	-
3"	BPN10264248	-
4"	BPN10264264	-

Ring for flange DIN 2642/EN-1092-1

Aro para brida DIN 2642/EN-1092-1

Ring für Flansche DIN 2642/EN-1092-1

Collet épais pour bride DIN 2642/EN-1092-1



DN	Referencia Part n°	€
3/8"	ABARO264206	-
1/2"	ABARO264208	-
3/4"	ABARO264212	-
1"	ABARO264216	-
1"1/4	ABARO264220	-
1"1/2	ABARO264224	-
2"	ABARO264232	-
2"1/2	ABARO264240	-
3"	ABARO264248	-
4"	ABARO264264	-

Tube for welding flanges ANSI-DIN


Tubo soldar brida ANSI-DIN

Rohr für Schweißflansche ANSI-DIN

Tube à souder brides ANSI-DIN



DN	Referencia Part n°	€
3/8"	ABTUB006	-
1/2"	ABTUB008	-
3/4"	ABTUB012	-
1"	ABTUB016	-
1"1/4	ABTUB020	-
1"1/2	ABTUB024	-
2"	ABTUB032	-
2"1/2	ABTUB040	-
3"	ABTUB048	-
4"	ABTUB064	-



Welding flanges

Bridas soldables
Schweißarmaturen und -flansche
Brides à souder

TrAie®

Swivel forged flange DIN 2656/EN-1092-1 PN 40

Brida loca DIN 2642/EN-1092-1 PN 40

Schwenkflansch DIN 2656/EN-1092-1 PN 40

Bride plate tournante DIN 2656/EN-1092-1 PN 40 à souder



DN	Referencia Part n°	€
3/8"	BPN40265606	-
1/2"	BPN40265608	-
3/4"	BPN40265612	-
1"	BPN40265616	-
1"1/4	BPN40265620	-
1"1/2	BPN40265624	-
2"	BPN40265632	-
2"1/2	BPN40265640	-
3"	BPN40265648	-
4"	BPN40265664	-

Ring for flange DIN 2656/EN-1092-1

Aro para brida DIN 2656/EN-1092-1

Ring für Flansche DIN 2656/EN-1092-1

Collet épais pour bride DIN 2656/EN-1092-1



DN	Referencia Part n°	€
3/8"	ABARO265606	-
1/2"	ABARO265608	-
3/4"	ABARO265612	-
1"	ABARO265616	-
1"1/4	ABARO265620	-
1"1/2	ABARO265624	-
2"	ABARO265632	-
2"1/2	ABARO265640	-
3"	ABARO265648	-

Tube for welding flanges ANSI-DIN


Tubo soldar brida ANSI-DIN

Rohr für Schweißflansche ANSI-DIN

Tube à souder brides ANSI-DIN



DN	Referencia Part n°	€
3/8"	ABTUB006	-
1/2"	ABTUB008	-
3/4"	ABTUB012	-
1"	ABTUB016	-
1"1/4	ABTUB020	-
1"1/2	ABTUB024	-
2"	ABTUB032	-
2"1/2	ABTUB040	-
3"	ABTUB048	-
4"	ABTUB064	-



Swivel flange ANSI-ASA 150 LBS

Brida loca ANSI-ASA 150 LBS

Schwenkflansch ANSI-ASA 150 LBS

Bride tourn. ANSI-ASA 150 LBS



DN	Referencia Part n°	€
1/2"	BANSASO15008	-
3/4"	BANSASO15012	-
1"	BANSASO15016	-
1"1/4	BANSASO15020	-
1"1/2	BANSASO15024	-
2"	BANSASO15032	-
2"1/2	BANSASO15040	-
3"	BANSASO15048	-
4"	BANSASO15064	-

Swivel flange ANSI-ASA 300 LBS

Brida loca ANSI-ASA 300 LBS

Schwenkflansch ANSI-ASA 300 LBS

Bride tourn. ANSI-ASA 300 LBS



DN	Referencia Part n°	€
1/2"	BANSASO30008	-
3/4"	BANSASO30012	-
1"	BANSASO30016	-
1"1/4	BANSASO30020	-
1"1/2	BANSASO30024	-
2"	BANSASO30032	-
2"1/2	BANSASO30040	-
3"	BANSASO30048	-
4"	BANSASO30064	-

Tube for welding flanges ANSI-DIN

Tubo soldar brida ANSI-DIN

Rohr für Schweißflansche ANSI-DIN

Tube à souder brides ANSI-DIN



DN	Referencia Part n°	€
3/8"	ABTUB006	-
1/2"	ABTUB008	-
3/4"	ABTUB012	-
1"	ABTUB016	-
1"1/4	ABTUB020	-
1"1/2	ABTUB024	-
2"	ABTUB032	-
2"1/2	ABTUB040	-
3"	ABTUB048	-
4"	ABTUB064	-

Ring for welding flanges ANSI-ASA 150/300 LBS



Aro para brida ANSI-ASA 150/300 LBS

Ring für Schweißflansche ANSI-ASA 150/300 LBS

Collet épais pour bride ANSI-ASA 150/300 LBS



DN	Referencia Part n°	€
1/2"	ABAROANSA08	-
3/4"	ABAROANSA12	-
1"	ABAROANSA16	-
1"1/4	ABAROANSA20	-
1"1/2	ABAROANSA24	-
2"	ABAROANSA32	-
2"1/2	ABAROANSA40	-
3"	ABAROANSA48	-
4"	ABAROANSA64	-



Low pressure hoses | 196

Mangueras baja presión
Niederdruckschlauch
Tuyaux basse pression

Low pressure fittings | 197

Racores baja presión
Niederdruckkupplungen
Raccords basse pression



04

| LOW PRESSURE

Baja presión

Niederdruck

Basse pression

Low pressure hoses

Mangueras baja presión

Niederdruckschlauch

Tuyaux basse pression

Synthetic rubber hoses (diesel oil) ▪ Mangueras de caucho sintético ▪ Schläuche aus synthet. Gummi ▪ Tuyaux de caoutchouc synthétique (gas-oil)

196



M100

M110

Low pressure fittings

Racores baja presión
Niederdruckkupplungen
Raccords basse pression

Sleeves ▪ Casquillos (campanillas) ▪ Presshülsen ▪ Jupes basse pression

197



A5010



ALCA

BSP Fittings ▪ Conexiones BSP ▪ Armaturen BSP ▪ Embouts BSP basse pression

197



D5042



D5040



D5052



D5050



D5030



D5091

Metric fittings ▪ Conexiones Métricas ▪ Armaturen JIC 37^a ▪ Embouts Métriques basse pression

198



D5062



D5060



D5082



D5080



D5070



D5090



D5085



D5020

Low pressure hoses

Mangueras baja presión

Niederdruckschlauch

Tuyaux basse pression

TrAie®

Synth. rubber hose with a galvanized steel braided (gasoil)

Manguera de caucho sint. con una malla de ac. galvanizado (gasoil)

Gummischl. aus synthet. Kautschuk mit Umfl. aus galvanisiertem Stahl (Diesel)

Tuyau de caoutchouc synthétique avec une tresse d'acier galvanisé (gasoil)



Ø INT. Ø INNER	Referencia Part n°	€
5	M10005	-
6	M10006	-
7	M10007	-
8	M10008	-
9	M10009	-
12	M10012	-
14	M10014	-
15	M10015	-
18	M10018	-
20	M10020	-
22	M10022	-
26	M10025	-
30	M10030	-
40	M10040	-
50	M10050	-

Synth. rubber hose with a textile braided high toughness (gasoil and gasoline)

Manguera de caucho sint. con una malla textil de alta tenacidad (gasoil y gasolina)

Gummischl. aus synthet. Kautschuk mit Umfl. aus Textil (Diesel und Benzin)

Tuyau de caoutchouc synthétique avec une tresse textile d'haute tenacité (gasoil et essence)



Ø INT. Ø INNER	Referencia Part n°	€
4	M11004	-
5	M11005	-
6	M11006	-
7	M11007	-
8	M11008	-
9	M11009	-
12	M11012	-

Máquina presar baja presión | Low pressure crimping machine | Presse basse pression | Macchina pressatubi bassa pressione

Mordazas incluidas | Included dies | Mors inclus | Morsetti inclusi
Ø10-13-16 mm.

Ø máx. | Ø max. | Ø max. | Ø massimo

25 mm.

Apertura | Opening | Overture | Apertura

+21 mm.

Peso | Weight | Poids | Peso

12 kg.

Dimensiones | Dimensions | Dimensions | Dimensioni

500 x 180 x 310 mm.

PBHP 25 N



Sleeves for low pressure hose (steel)

Campana acero para manguera de baja presión

Presshülse für Niederdruckschlauch

Jupe acier doux malléable pour tuyau basse pression



Ø EXT. Ø OUTER	Ø INT. Ø INNER	Referencia Part n°	€
11,6	10,5	A50101050000	-
13,7	12,4	A50101200000	-
14,7	13,5	A50101350000	-
15,6	14,5	A50101450000	-
16,5	15,5	A50101550000	-
18,8	17,3	A50101700000	-
19,5	18,5	A50101850000	-
22,9	20,5	A50102050000	-
23,9	22,5	A50102250000	-
26,2	24,5	A50102450000	-
28	26,4	A50102600000	-
30	28	A50102800000	-
32,2	30	A50103000000	-
35,5	33,5	A50103300000	-
38,2	36	A50103600000	-
45,2	42,2	A50104200000	-
60,8	56	A50105600000	-
65,5	61	A50106100000	-
70,3	66,5	A50106650000	-
76,7	71	A50107100000	-

Crimping ferrule 45° closure (aluminium)

Campana aluminio para racor industrial - cierre 45°

Presshülse Aluminium 45°

Jupe aluminium pour raccord industriel - fermeture 45°



Ø INT. Ø INNER	Referencia Part n°	€
11	ALCA011000	*
12.9	ALCA012900	*
13.4	ALCA013400	*
14.5	ALCA014500	*
15.5	ALCA015500	*
17.5	ALCA017500	*
18.5	ALCA018500	*
20.5	ALCA020500	*
21.5	ALCA021500	*
24.5	ALCA024500	*
26.5	ALCA026500	*
27.5	ALCA027500*	*
28.5	ALCA028500	*
30	ALCA030000	*
33	ALCA033000	*
36	ALCA036000	*
39	ALCA039000	*
46	ALCA046000	*
43	ALCA043000	*
48	ALCA048000	*
50	ALCA050000	*
54	ALCA054000	*
56.5	ALCA056500	*
63	ALCA063000	*
67	ALCA067000	*
84	ALCA083000	*
98	ALCA099000	*
123	ALCA121000	*

See prices in p.171 / Ver precios en p.171 / Vgl. Sie die Preise auf S.171 / Prix à la p.171

* Until end of stock / Hasta fin de existencias / Bis zum Ende des Lagerbestandes / Jusqu'à la fin du stock

BSP Cylindrical male low pressure 60° cone

Macho BSP rosca cilíndrica asiento cónico 60°

Außengewinde zyl. 60° BSP kon.

Embout mâle fixe BSP cône 60° basse pression



DN	ROSCA THREAD	Referencia Part n°	€
5-6	1/4"	D50420405000	-
7-8	1/4"	D50420407000	-
8-9	1/4"	D50420408000*	-
7-8	3/8"	D50420607000	-
9-10	3/8"	D50420609000	-
12-13	3/8"	D50420612000	-
12-13	1/2"	D50420812000	-
15-16	1/2"	D50420815000	-
15-16	3/4"	D50421216000	-
19-20	3/4"	D50421220000	-
19-20	1"	D50421620000	-
25	1"	D50421625000	-
30	1"1/4	D50422030000	-
40	1"1/2	D50422440000	-
50	2"	D50423250000	-

* Until end of stock / Hasta fin de existencias / Bis zum Ende des Lagerbestandes / Jusqu'à la fin du stock

Low pressure BSP cylindrical male flat seat

Macho BSP rosca cilíndrica asiento plano

Außengewinde flachdichtend (BSP) zyl.

Embout mâle gaz fond plat basse pression



DN	ROSCA THREAD	Referencia Part n°	€
5-6	1/8"	D50400205000	-
5-6	1/4"	D50400405000	-
7-8	1/4"	D50400407000	-
7-8	3/8"	D50400607000	-
9-10	3/8"	D50400609000	-
12-13	1/2"	D50400812000	-
15-16	1/2"	D50400815000	-
15-16	3/4"	D50401216000	-
19-20	3/4"	D50401220000	-
19-20	1"	D50401620000	-
25	1"	D50401625000	-
30	1"1/4	D50402030000	-
40	1"1/2	D50402440000	-
50	2"	D50403250000	-

Low pressure fittings

Racores baja presión
Niederdruckkupplungen
Raccords basse pression

TrAle®

BSP Nipple 60° cone low pressure

Boquilla asiento cónico 60° (BSP) baja presión

Dichtkegel flachdichtend kon. 60° (BSP) Niederdruck

Nipple embout femelle BSP 60° basse pression



DN	TUERCA NUT	Referencia Part n°	€
5-6	1/4"	D50520405000	-
7-8	1/4"	D50520407000	-
7-8	3/8"	D50520607000	-
9-10	3/8"	D50520609000	-
12-13	1/2"	D50520812000	-
15-16	1/2"	D50520815000	-
15-16	3/4"	D50521216000	-
19-20	3/4"	D50521220000	-
19-20	1"	D50521620000	-
25	1"	D50521625000	-
30	1"1/4	D50522030000	-
40	1"1/2	D50522440000	-
50	2"	D50523250000	-

BSP Nipple flat seat

Boquilla asiento plano (BSP) baja presión

Dichtkegel flachdichtend (BSP) Niederdruck

Nipple embout femelle fond plat BSP basse pression



DN PIPE	TUERCA NUT	Referencia Part n°	€
5-6	1/4"	D50500405000	-
7-8	1/4"	D50500407000	-
9-10	3/8"	D50500609000	-
12-13	1/2"	D50500812000	-
15-16	1/2"	D50500815000	-
15-16	3/4"	D50501216000	-
19-20	3/4"	D50501220000	-
19-20	1"	D50501620000	-
25	1"	D50501625000	-
30	1"1/4	D50502030000	-
40	1"1/2	D50502440000	-
50	2"	D50503250000	-

BSP Nut

Tuerca BSP

Mutter BSP - m BSP

Ecrou BSP



ROSCA THREAD	Referencia Part n°	€
1/4" BSP	D50300400000	-
3/8" BSP	D50300600000	-
1/2" BSP	D50300800000	-
3/4" BSP	D50301200000	-
1" BSP	D50301600000	-
1"1/4 BSP	D50302000000	-
1"1/2 BSP	D50302400000	-
2" BSP	D50303200000	-

90° BSP Swivel female 60° cone low pressure

Codo 90° baja gas cono 60°

90° Winkel w mit Ü-Mutter BSP (60°) Niederdruck

Embout femelle 90° gaz cyl BSP 60° basse pression



DN PIPE	ROSCA THREAD	Referencia Part n°	€
5-6	1/4"	D50910405000	-
7-8	1/4"	D50910407000	-
9-10	3/8"	D50910609000	-
12-13	1/2"	D50910812000	-
15-16	1/2"	D50910815000	-
15-16	3/4"	D50911216000	-
19-20	3/4"	D50911220000	-
19-20	1"	D50911620000	-
25	1"	D50911625000	-
30	1"1/4	D50912030000	-

Metric cylindrical male 60° cone

Macho rosca métrica asiento cónico 60° baja presión

Außengewinde metr. kon. Niederdruck

Embout mâle DIN métrique cône 60° basse pression




DN	ROSCA THREAD	Referencia Part n°	€
5-6	10X1	D50621005000	-
7-8	12X1,5	D50621207000	-
9-10	14X1,5	D50621409000	-
9-10	16X1,5	D50621609000	-
12-13	16X1,5	D50621612000	-
9-10	18X1,5	D50621810000	-
12-13	22X1,5	D50622212000	-
15-16	22X1,5	D50622215000	-
12-13	26X1,5	D50622612000	-
15-16	26X1,5	D50622615000	-

Metric cyl male flat seat low pressure

Macho rosca métrica asiento plano baja presión

Außengewinde metr. flachdichtend Niederdruck

Embout mâle métrique fond plat basse pression



DN	ROSCA THREAD	Referencia Part n°	€
5-6	10X1	D50601005000	-
7-8	12X1,5	D50601207000	-
9-10	14X1,5	D50601409000	-
9-10	16X1,5	D50601609000	-
12-13	16X1,5	D50601612000	-
9-10	18X1,5	D50601810000	-
12-13	22X1,5	D50602212000	-
15-16	22X1,5	D50602215000	-
12-13	26X1,5	D50602612000	-
15-16	26X1,5	D50602615000	-

Metric nipple 60° cone low pressure

Boquilla asiento cónico 60° (Métrica) baja presión

Dichtkegel flachdichtend kon. 60° (Metr.) Niederdruck

Nipple pour embout femelle DIN métrique cône 60° basse pression



DN	TUERCA NUT	Referencia Part n°	€
5-6	10X1	D50821005000	-
7-8	12X1,5	D50821207000	-
9-10	14X1,5	D50821409000	-
9-10	16X1,5	D50821609000	-
9-10	18X1,5	D50821810000	-
12-13	22X1,5	D50822212000	-
15-16	22X1,5	D50822215000	-
12-13	26X1,5	D50822612000	-
15-16	26X1,5	D50822615000	-

Metric nipple flat seat low pressure

Boquilla asiento plano (Métrica) baja presión

Dichtkegel flachdichtend (Metr.) Niederdruck

Nipple pour embout femelle métrique fond plat basse pression



DN	TUERCA NUT	Referencia Part n°	€
5-6	10X1	D50801005000	-
7-8	12X1,5	D50801207000	-
9-10	14X1,5	D50801409000	-
9-10	16X1,5	D50801609000	-
9-10	18X1,5	D50801810000	-
12-13	22X1,5	D50802212000	-
15-16	22X1,5	D50802215000	-
12-13	26X1,5	D50802612000	-
15-16	26X1,5	D50802615000	-

Metric nut

Tuerca Métrica

Mutter metr.

Écrou métrique



ROSCA THREAD	Referencia Part n°	€
10X1	D50701000000	-
12X1,5	D507012000000	-
14X1,5	D507014000000	-
16X1,5	D507016000000	-
18X1,5	D507018000000	-
22X1,5	D507022000000	-
26X1,5	D507026000000	-

90° Swivel female Metric cylindrical 60° cone low pressure

Boquilla 90° asiento cónico 60° (Métrica) baja presión

Dichtkegel 90° flachdichtend kon. 60° (metr.) Niederdruck

Embout femelle 90° métrique cône 60° basse pression



DN	ROSCA THREAD	Referencia Part n°	€
7-8	12X1,5	D50901207000	-
9-10	14X1,5	D50901409000	-
9-10	16X1,5	D50901609000	-

Metric standpipe low pressure

Espiga lisa métrica baja presión

Metr. Stutzen Niederdruck glatt

Embout lisse métrique basse pression



DN	TUBO PIPE	Referencia Part n°	€
5-6	4	D50850405000	-
5-6	6	D50850606000	-
5-6	8	D50850806000	-
7-8	8	D50850808000	-
7-8	10	D50851008000	-
9-10	10	D50851010000	-
12-13	12	D50851212000	-
15-16	15	D50851515000	-
15-16	18	D50851815000	-

Low pressure metric banjo

Orientable métrico baja presión

Metr. Ringauge Niederdruck

Embout banjo métrique basse pression



DN	Ø	Referencia Part n°	€
5-6	8	D50200805	-
7-8	8	D50200807	-
5-6	10	D50201005	-
7-8	10	D50201007	-
9-10	10	D50201009	-
5-6	12	D50201205	-
7-8	12	D50201207	-
9-10	12	D50201209	-
5-6	14	D50201405	-
7-8	14	D50201407	-
9-10	14	D50201409	-

Air conditioning hose | 204

Manguera aire acondicionado
Klimaschlauch
Tuyau Freon

Air conditioning fittings | 205

Racores aire acondicionado
Klimaschlauch-Armatur
Raccords climatisation



05

AIR CONDITIONING HOSES AND FITTINGS

Aire acondicionado

Klimaschlauch und -Armaturen

Climatisation



Air conditioning hose

Manguera aire acondicionado

Klimaschlauch

Tuyau Freon

Air conditioning hose ▪ Mangueras Freón ▪ Klimaschläuche ▪ Tuyau Freon

| 204



MSB25

Air conditioning fittings

Racores aire acondicionado

Klimaschlauch-Armatur

Raccords climatisation

Rotalock without valve ▪ Rotalock sin válvula ▪ Rotalock ohne Ventil ▪ Raccords Rotalock sans vanne | 205



FXR

FX90

FX45

FXA90

Rotalock with valve ▪ Rotalock con válvula ▪ Rotalock mit Ventil ▪ Raccords Rotalock avec vanne | 205



FXRV

FX45V

FX90V

FXAV90

Couplings ▪ Racores de unión ▪ Kupplungen ▪ Raccord union | 205



134 URTV

URT

Swivel female with green joint ▪ Hembras con junta tórica sin válvula ▪ Dichtkopf mit O-Ring ohne Ventil ▪ Femelles tournantes avec joint vert sans vanne | 206



FOR

FO45

FO90

Swivel female with green joint with valve ▪ Hembras con junta tórica con válvula ▪ Dichtkopf mit O-Ring und Ventil ▪ Femelles tournantes avec joint vert et avec vanne | 206



FORV

FO90V

FO45V

Males with green joint ▪ Machos con junta tórica ▪ Außengewinde mit O-Ring ▪ Mâles avec joint vert | 206



MOR

MO45

MO90

Swivel females SAE ▪ Conexiones rosca SAE ▪ Armaturen SAE ▪ Femelles tournantes SAE | 207



FSR

FS90

FS45

Fittings with valve for air conditioning 12 ▪ Conexiones con válvula para Freón 12 ▪ Armaturen mit Ventil für Klimaschlauch ▪ Embouts climatisation pour Freón 12 avec vanne | 207



FXRV

FXAV90

URTV

FX90V

Joints ▪ Juntas tóricas ▪ O-Ringe ▪ Joints toriques | 207



*FREON

Air conditioning hose

Manguera aire acondicionado
Klimaschlauch
Tuyau Freon

TrΔle®

Air conditioning TrΔle®

Freón TrΔle®

Klimaschlauch TrΔle®

Tuyaux Freon TrΔle®



DN	Referencia Part n°	€	
8	5/16"	MSB2506	-
10.3	13/32"	MSB2508	-
13	1/2"	MSB2510	-
16	5/8"	MSB2512	-

Mangueras Freón Barrier N (polivalente) Air Conditioning Barrier N Hose Freon



SAE J51
SAE J2064-C



-30 / 95 °C

- Está compuesta por Nitrilo, Nylon y Neopreno. Cubierta exterior de EPDM resistente al calor, abrasión y al exterior.

Tube: Nitrile, Nylon and Neoprene. Outer cover of EPDM, heat, abrasion and ozone resistant.

- Refrigerantes / refrigerants
R134a-R404-R410

Prensa manual Manual crimping machine



Prensa Freón. Ref. V001040
(sin juegos de mordazas)
Air conditioning hose crimping
machine (without clamps)

PM16ELBOW-8J  Die set

Prensas eléctricas Electric crimping machine



Disponemos de garras de freón para las prensas
SE 25 - PE 25 / 28 / 32 / 38 / 50 / 58 / 4-50 - PE 180 - PES 50...
We have air conditioning clamps for the following machines
SE 25 - PE 25 / 28 / 32 / 38 / 50 / 58 / 4-50 - PE 180 - PES 50...

Air conditioning fittings

Racores aire acondicionado

Klimaschlauch-Armatur

Raccords climatisation

Straight female with Rotalock joint

Hembra recta con junta Rotalock

Dichtkopf gerade mit Ü-Mutter Rotalock

Femelle climatisation droite Rotalock avec raccord tube 'o' compresseur



DN	ROSCA THREAD	Referencia Part n°	€
13/32"	1" 14h UNS	FXR 1108	-
1/2"	1" 14h UNS	FXR 1110	-
5/8"	1" 14h UNS	FXR 1112	-

90° Female with Rotalock joint

Hembra 90° con junta Rotalock

Dichtkopf 90° mit Dichtung Rotalock

Femelle climatisation 90° Rotalock avec raccord tube 90° 'o' compresseur



DN	ROSCA THREAD	Referencia Part n°	€
13/32"	1" 14h UNS	FX90 1108	-
1/2"	1" 14h UNS	FX90 1110	-
5/8"	1" 14h UNS	FX90 1112	-

45° Female with Rotalock joint

Hembra 45° con junta Rotalock

Dichtkopf 45° mit Dichtung Rotalock

Femelle climatisation 45° Rotalock avec raccord tube 45° 'o' compresseur



DN	ROSCA THREAD	Referencia Part n°	€
13/32"	1" 14h UNS	FX45 1108	-
1/2"	1" 14h UNS	FX45 1110	-
5/8"	1" 14h UNS	FX45 1112	-

90° Special female with Rotalock joint

Hembra especial 90° con junta Rotalock

Dichtkopf spezial 90° mit Rotalock

Femelle climatisation spéciale 90° rotalock avec raccord tube 90° spécial 'o' compresseur



DN	ROSCA THREAD	Referencia Part n°	€
13/32"	1" 14h UNS	FXA90 1108	-
1/2"	1" 14h UNS	FXA90 1110	-

Straight female with Rotalock joint and 134 valve

Hembra recta con junta Rotalock y válvula 134

Dichtkopf gerade mit Ü-Mutter Rotalock mit Ventil 134

Femelle droite Rotalock avec joint et vanne pour 134



DN	ROSCA THREAD	Referencia Part n°	€
13/32"	1" 14h UNS	134 FXRV 1108	-
1/2"	1" 14h UNS	134 FXRV 1110	-
5/8"	1" 14h UNS	134 FXRV 1112	-

45° Female with Rotalock joint and 134 valve

Hembra 45° con junta Rotalock y válvula 134

Dichtkopf 45° mit Dichtung Rotalock und Ventil 134

Femelle 45° Rotalock avec joint et vanne pour 134



DN	ROSCA THREAD	Referencia Part n°	€
13/32"	1" 14h UNS	134 FX45V 1108	-
1/2"	1" 14h UNS	134 FX45V 1110	-

90° Female with Rotalock joint and 134 valve

Hembra 90° con junta Rotalock y válvula 134

Dichtkopf 90° mit Dichtung Rotalock und Ventil 134

Femelle 90° Rotalock avec joint et vanne pour 134



DN	ROSCA THREAD	Referencia Part n°	€
13/32"	1" 14h UNS	134 FX90V 1108	-
1/2"	1" 14h UNS	134 FX90V 1110	-
5/8"	1" 14h UNS	134 FX90V 1112	-

90° special Female with Rotalock joint and 134 valve

Hembra especial 90° con junta Rotalock y válvula 134

Dichtkopf spezial 90° mit Rotalock und Ventil 134

Femelle climatisation spéciale 90° Rotalock avec joint et vanne pour 134



DN	ROSCA THREAD	Referencia Part n°	€
13/32"	1" 14h UNS	134 FXAV90 1108	-
1/2"	1" 14h UNS	134 FXAV90 1110	-

134 valve coupling

Racor de unión con válvula 134

Anschluss-Versch. mit Ventil 134

Raccord d'union climatisation avec vanne pour splicer vanne pour 134



DN	Referencia Part n°	€
5/16"	134 URTV 0006	-
13/32"	134 URTV 0008	-
1/2"	134 URTV 0010	-
5/8"	134 URTV 0012	-

Hose-hose coupling

Racor de unión

Anschluss-Versch.

Raccord d'union climatisation splicer



DN	Referencia Part n°	€
5/16"	URT 0006	-
13/32"	URT 0008	-
1/2"	URT 0010	-
5/8"	URT 0012	-

Air conditioning fittings

Racores aire acondicionado

Klimaschlauch-Armatur

Raccords climatisation

Straight swivel female with green joint

Hembra giratoria recta con junta verde

Dichtkopf gerade mit grünem Dichtring

Femelle tournante avec joint vert



DN	ROSCA THREAD	Referencia Part n°	€
5/16"	5/8" 18h UNF	FOR 0606	-
13/32"	3/4" 16h UNF	FOR 0808	-
1/2"	7/8" 14h UNF	FOR 1010	-
5/8"	7/8" 14h UNF	FOR 1012	-
5/8"	1"1/16 12h UNF	FOR 1212	-

45° swivel female with green joint

Hembra giratoria 45° con junta verde

Dichtkopf Ü-Mutter 45° mit grünem Dichtring

Femelle tournante 45° avec joint vert



DN	ROSCA THREAD	Referencia Part n°	€
5/16"	5/8" 18h UNF	FO45 0606	-
13/32"	3/4" 16h UNF	FO45 0808	-
1/2"	7/8" 14h UNF	FO45 1010	-
5/8"	7/8" 14h UNF	FO45 1012	-
5/8"	1"1/16 12h UNF	FO45 1212	-

90° swivel female with green joint

Hembra giratoria 90° con junta verde

Dichtkopf mit Ü-Mutter 90° metr. mit grünem Dichtring

Femelle tournante 90° avec joint vert



DN	ROSCA THREAD	Referencia Part n°	€
5/16"	5/8" 18h UNF	FO90 0606	-
13/32"	3/4" 16h UNF	FO90 0808	-
1/2"	7/8" 14h UNF	FO90 1010	-
5/8"	7/8" 14h UNF	FO90 1012	-
5/8"	1"1/16 12h UNF	FO90 1212	-

Straight swivel female with green joint and valve

Hembra giratoria recta con válvula

Dichtkopf mit Ü-Mutter gerade mit Ventil

Femelle tournante avec joint vert et vanne pour 134



DN	ROSCA THREAD	Referencia Part n°	€
5/16"	5/8" 18h UNF	FORV 0606	-
13/32"	3/4" 16h UNF	FORV 0808	-
1/2"	7/8" 14h UNF	FORV 1010	-
5/8"	7/8" 14h UNF	FORV 1012	-
5/8"	1"1/16 12h UNF	FORV 1212	-

90° Swivel female with green joint and valve

Hembra giratoria 90° con válvula

Dichtkopf mit Ü-Mutter 90° metr. mit Ventil

Femelle tournante 90° avec joint vert et vanne pour 134



DN	ROSCA THREAD	Referencia Part n°	€
5/16"	5/8" 18h UNF	FO90V 0606	-
13/32"	3/4" 16h UNF	FO90V 0808	-
1/2"	7/8" 14h UNF	FO90V 1010	-
5/8"	7/8" 14h UNF	FO90V 1012	-
5/8"	1"1/16 12h UNF	FO90V 1212	-

45° Swivel female with green joint and valve

Hembra giratoria 45° con válvula

Dichtkopf mit Ü-Mutter Winkel 45° mit Ventil

Femelle tournante 45° avec joint vert et vanne pour 134



DN	ROSCA THREAD	Referencia Part n°	€
5/16"	5/8" 18h UNF	FO45V 0606	-
13/32"	3/4" 16h UNF	FO45V 0808	-
1/2"	7/8" 14h UNF	FO45V 1010	-
5/8"	7/8" 14h UNF	FO45V 1012	-
5/8"	1"1/16 12h UNF	FO45V 1212	-

Straight male with green joint

Macho recto con junta tórica

Außengewinde mit O-Ring

Mâle tournant avec joint vert



DN	ROSCA THREAD	Referencia Part n°	€
5/16"	5/8" 18h UNF	MOR 0606	-
13/32"	3/4" 16h UNF	MOR 0808	-
1/2"	7/8" 18h UNF	MOR 1010	-
5/8"	7/8" 18h UNF	MOR 1012	-
5/8"	1"1/16 16h UNF	MOR 1212	-

45° Male with green joint

Macho 45° con junta tórica

Außengewinde 45° mit O-Ring

Mâle tournant 45° avec joint vert



DN	ROSCA THREAD	Referencia Part n°	€
5/16"	5/8" 18h UNF	MO45 0606	-
13/32"	3/4" 16h UNF	MO45 0808	-
1/2"	7/8" 18h UNF	MO45 1010	-
5/8"	7/8" 18h UNF	MO45 1012	-
5/8"	1"1/16 16h UNF	MO45 1212	-

Air conditioning fittings

Racores aire acondicionado

Klimaschlauch-Armatur

Raccords climatisation

90° Male with green joint

Macho 90° con junta tórica

Außengewinde 90° mit O-Ring

Mâle tournant 90° avec joint vert



DN	ROSCA THREAD	Referencia Part n°	€
5/16"	5/8" 18h UNF	MO90 0606	-
13/32"	3/4" 18h UNF	MO90 0808	-
1/2"	7/8" 18h UNF	MO90 1010	-
5/8"	7/8" 18h UNF	MO90 1012	-
5/8"	1" 1/16 16h UNF	MO90 1212	-

Straight swivel female SAE

Hembra giratoria recta SAE

Dichtkopf mit Ü-Mutter SAE

Femelle tournante SAE droite



DN	ROSCA THREAD	Referencia Part n°	€
5/16"	5/8" 18h UNF	FSR 0606	-
13/32"	3/4" 16h UNF	FSR 0808	-
1/2"	7/8" 14h UNF	FSR 1010	-

90° Swivel female SAE

Codo 90° hembra giratoria SAE

90° Winkel w mit Ü-Mutter SAE

Femelle tournante 90° SAE



DN	ROSCA THREAD	Referencia Part n°	€
5/16"	5/8" 18h UNF	FS90 0606	-
13/32"	3/4" 16h UNF	FS90 0808	-
1/2"	7/8" 14h UNF	FS90 1010	-

45° Swivel female SAE

Codo 45° hembra giratoria SAE

45° Winkel Ü-Mutter SAE

Femelle tournante 45° SAE



DN	ROSCA THREAD	Referencia Part n°	€
5/16"	5/8" 18h UNF	FS45 0606	-
13/32"	3/4" 16h UNF	FS45 0808	-
1/2"	7/8" 14h UNF	FS45 1010	-

Straight female with Rotalock joint and valve

Hembra recta con junta Rotalock y válvula

Dichtkopf gerade mit Ü-Mutter Rotalock mit Ventil

Femelle droite Rotalock avec joint et vanne pour R12



DN	ROSCA THREAD	Referencia Part n°	€
13/32"	1" 14h UNS	FXRV 1108	-
1/2"	1" 14h UNS	FXRV 1110	-

90° Special female with Rotalock joint and valve

Hembra especial 90° con junta Rotalock y válvula

Dichtkopf spezial 90° mit Rotalock und Ventil

Femelle spéciale 90° Rotalock avec joint et vanne pour R12



DN	ROSCA THREAD	Referencia Part n°	€
13/32"	1" 14h UNS	FXAV90 1108	-
1/2"	1" 14h UNS	FXAV90 1110	-

Union fitting with valve

Racor de unión con válvula

Anschluss-Versch. mit Ventil

Raccord union avec vanne pour R14 splicer vanne pour R12



DN	Referencia Part n°	€
5/16"	URTV 0006	-
13/32"	URTV 0008	-
1/2"	URTV 0010	-

90° Female with Rotalock joint and valve

Hembra 90° con junta Rotalock y válvula

Dichtkopf 90° mit Dichtung Rotalock und Ventil

Femelle 90° Rotalock avec joint et vanne pour R12



DN	ROSCA THREAD	Referencia Part n°	€
13/32"	1" 14h UNS	FX90V 1108	-
1/2"	1" 14h UNS	FX90V 1110	-

Joints for air conditioning 134 fittings

Junta tórica para racores Freón 134

Dichtung für Klimaarmaturen 134

Joint torique spécial pour Freon 134



DN	Referencia Part n°	€
5/16"	7.65X1.78 FREON	-
13/32"	10.82X1.78 FREON	-
1/2"	14X1.78 FREON	-
5/8"	18.77X1.78 FREON	-

Straight female with Rotalock joint and valve

Hembra recta con junta Rotalock y válvula

Dichtkopf gerade mit Ü-Mutter Rotalock mit Ventil

Femelle droite Rotalock avec joint et vanne pour R12



DN	ROSCA THREAD	Referencia Part n°	€
13/32"	1" 14h UNS	FXRV 1108	-
1/2"	1" 14h UNS	FXRV 1110	-

DICSA

TrΔle®



Sistema logístico inteligente. Optimizamos tus envíos.
Cada día más cerca de ti. Compañía global.

Closer to you everyday. Worldwide company.
Smart logistics system. We optimize delivery operations.



www.dicsaes.com


Pipe connectors

Tubo rígido

Rohr

Connectique rigide

TrAle®



Pipe connectors

PIPE EN 10305-4 (METRIC) TRΔLE®

Tubo rígido métrico TrΔle®
Rohr EN 10305-4 (metr.)TrΔle®
Tube rigide EN 10305-4 (Métrique) TrΔle®




PIPE FITTINGS DIN 2353 / FLARE FITTINGS JIC 37°

Racores DIN 2353 / Racores JIC 37°
Verschraubungen für Rohr DIN 2353/JIC-Verbindungen
Raccords DIN 2353 / Adapteurs JIC 37°



SAE FLANGES

Bridas SAE
SAE-Flansche
Brides de fixation SAE



TRΔLE® CLAMPS

Abrazaderas TrΔle®
Schellen TrΔle®
Colliers TrΔle®



MACHINES FOR PROCESSING RIGID PIPES

Máquinas para procesar el tubo rígido
Maschinen für Rohrbearbeitung
Machines pour travailler le tube rigide



Pipe EN 10305-4 (Metric) TrΔle® | **214**

Tubo rígido métrico TrΔle®

Rohr EN 10305-4 (metr.) TrΔle®

Tube rigide EN 10305-4 (Métrique) TrΔle®



01

TRALE® PIPE

Tubo rígado TrΔle®

Rohr TrΔle®

Tube rigide TrΔle®



Pipe EN 10305-4 (Metric) TrΔle®

Tubo rígido métrico TrΔle®
Rohr EN 10305-4 (metr.) TrΔle®
Tube rigide EN 10305-4 (Métrique) TrΔle®

Pipe EN 10305-4 (Metric) ▪ EN 10305-4 ▪ Rohr EN 10305-4 (metr.) ▪ Tube rigide EN 10305-4 (Métrique)

| 214



TH0

THZ

TH0_3

THZ_3




TrAde®



RACORES FABRICADOS POR
PIPE FITTINGS MANUFACTURED BY

DICSA



Pipe EN 10305-4 (Metric) TrΔle®

Tubo rígido métrico TrΔle®
Rohr EN 10305-4 (metr.) TrΔle®
Tube rigide EN 10305-4 (Métrique) TrΔle®

Pipe E235 (standard) - 6 mts

Tubo rígido E235 (standard) - 6 mts

Rohr E235 (Standard) - 6m

Tube rigide E235 (standard) - 6 mts



Pipe E235 (standard) - 3 mts

Tubo rígido E235 (standard) - 3 mts

Rohr E235 (Standard) - 3m

Tube rigide E235 (standard) - 3 mts



Ø EXT. Ø OUTER	Ø INT. Ø INNER	Referencia Part n°	€/M
6	4	TH0060100*	-
8	6	TH0080100*	-
8	5	TH0080150	-
10	7	TH0100150	-
12	9	TH0120150	-
14	10	TH0140200	-
15	12	TH0150150	-
16	12	TH0160200	-
18	14	TH0180200	-
20	14	TH0200300	-
22	18	TH0220200	-
25	19	TH0250300	-
28	24	TH0280200	-
30	24	TH0300300	-
35	29	TH0350300	-
42	36	TH0420300	-

* Until end of stock / Hasta fin de existencias / Bis zum Ende des Lagerbestandes / Jusqu'à la fin du stock

Ø EXT. Ø OUTER	Ø INT. Ø INNER	Referencia Part n°	€/M
6	4	TH0060100-3	-
8	6	TH0080100-3	-
8	5	TH0080150-3	-
10	7	TH0100150-3	-
12	9	TH0120150-3	-
14	10	TH0140200-3	-
15	12	TH0150150-3	-
16	12	TH0160200-3	-
18	14	TH0180200-3	-
20	14	TH0200300-3	-
22	18	TH0220200-3	-
25	19	TH0250300-3	-
28	24	TH0280200-3	-
30	24	TH0300300-3	-
35	29	TH0350300-3	-
42	36	TH0420300-3	-

Pipe E235 (Chrome III) - 6 mts

Tubo rígido E235 (Cromo III) - 6 mts

Rohr E235 (Chrom III) - 6m

Tube rigide E235 (Chrome III) - 6 mts



Pipe E235 (Chrome III) - 3 mts

Tubo rígido E235 (Cromo III) - 3 mts

Rohr E235 (Chrom III) - 3m

Tube rigide E235 (Chrome III) - 3 mts




Ø EXT. Ø OUTER	Ø INT. Ø INNER	Referencia Part n°	€/M
6	4	THZ060100	-
8	6	THZ080100	-
8	5	THZ080150	-
10	7	THZ100150	-
12	9	THZ120150	-
12	8	THZ120200	-
14	10	THZ140200	-
15	12	THZ150150	-
15	11	THZ150200	-
16	12	THZ160200	-
18	15	THZ180150	-
18	14	THZ180200	-
20	14	THZ200300	-
22	18	THZ220200	-
25	19	THZ250300	-
28	24	THZ280200	-
30	22	THZ300400	-
35	29	THZ350300	-
38	30	THZ380400	-
42	36	THZ420300	-

Ø EXT. Ø OUTER	Ø INT. Ø INNER	Referencia Part n°	€/M
6	4	THZ060100-3	-
8	6	THZ080100-3	-
8	5	THZ080150-3	-
10	7	THZ100150-3	-
12	9	THZ120150-3	-
12	8	THZ120200-3	-
14	10	THZ140200-3	-
15	12	THZ150150-3	-
15	11	THZ150200-3	-
16	12	THZ160200-3	-
18	15	THZ180150-3	-
18	14	THZ180200-3	-
20	14	THZ200300-3	-
22	18	THZ220200-3	-
25	19	THZ250300-3	-
28	24	THZ280200-3	-
30	22	THZ300400-3	-
35	29	THZ350300-3	-
38	30	THZ380400-3	-
42	36	THZ420300-3	-

ACERO INOXIDABLE

SCHEDULE

TUBO + RACOR



PIPE + FITTINGS

SCHEDULE

STAINLESS STEEL

DIN 2353 Pipe fittings | **222**

Racores DIN 2353
Verschraubungen DIN 2353
Raccords à bague DIN 2353

JIC 37° fittings | **239**

Racores JIC 37°
Verschraubungen JIC 37°
Raccords JIC 37°



02

PIPE FITTINGS DIN 2353

/ FLARE FITTINGS JIC 37°

Racores DIN 2353 / Racores JIC 37°

Verschraubungen für Rohr DIN 2353/
JIC-Verbindungen

Raccords DIN 2353 / Adapteurs JIC 37°

DIN 2353 Pipe fittings

Racores DIN 2353
Verschraubungen DIN 2353
Raccords à bague DIN 2353

Nuts and cutting rings ▪ Tuercas y anillos ▪ Muttern und Schneidringe ▪ Écrou et bagues

222



ML/MS

ACL/ACS

ACJL/ACJS

ACJ2L/ACJ2S

MJ2

Straight couplings ▪ Uniones tubo-tubo ▪ Gerade Verschraubungen (G) ▪ Unions doubles

224



DL/DS

DL/DS

EL/ES

TL/TS

KVL/KVS

Straight male stud couplings ▪ Uniones rectas tubo-rosca ▪ Gerade Einschraubversch. - EVGE ▪ Unions simples mâle

226



AKL/AKS BSPT

AL RC

AL/AS WD BSP

AKL/AKS NPT

AL/AS UNF

AL/AS WD M

AKLL M

RI-R WD

Male stud elbows ▪ Codos tubo-rosca ▪ Einschraubwinkel ▪ Coudes mâle gaz

229



CKL/CKS BSPT

CKL/CKS METRICA

CKL/CKS NPT

Metric unions ▪ Uniones Métricas ▪ Reduzierschraubungen ▪ Unions Métriques

230



KORL-TLM

KORS-TLM

Adjustable stud couplings ▪ Racores regulables ▪ Einstellbare Verschraubungen ▪ Raccords réglables

231



EEL/EES-TLM

TEL/TES-TLM

STA FEL/FES TLM

LEL/LES-TLM

Adjustable straight stud ▪ Tubo roscado (hembra giratoria) ▪ Einstellbarer gerader Einschraubstutzen ▪ Tube fileté

232



ATL/ATS

RAL/RAS-TLM METRICA

RAL/RAS-TLM BSP

Welding couplings ▪ Soldables ▪ Schweißarmaturen ▪ Raccords à souder

233



ASL/ASS

ORIS

ESVL/ESVS

Bulkhead ▪ Pasatabiques ▪ Schottverschraubungen - SV ▪ Passe cloison

234



SVL/SVS

USVL/USVS

TP L/S

DIN 2353 Pipe fittings

Racores DIN 2353
Verschraubungen DIN 2353
Raccords à bague DIN 2353

Straight female coupling ▪ Racor recto hembra ▪ Gerade Aufschraub-Versch. - GAI ▪ Raccord droit femelle | 235



Banjos ▪ Orientables ▪ Ringaugen ▪ Banjos | 236



Plugs ▪ Tapones ▪ Kappen ▪ Bouchons | 237



Non-return valves ▪ Válvulas antirretorno ▪ Rückschlagventile ▪ Clapet antiretour pour tube | 238



JIC 37° fittings

Racores JIC 37°
Verschraubungen JIC 37°
Raccords JIC 37°

Nuts and Sleeves ▪ Tuercas y férulas JIC 37° ▪ Muttern und Druckringe ▪ Écrous et Férules JIC 37°

239



S110

S120

JIC 37° Plugs ▪ Tapones JIC 37° ▪ Stopfen JIC 37° ▪ Bouchons JIC 37°

239



S130

S140

JIC 37° Straight union ▪ Uniones rectas JIC 37° ▪ gerade JIC-Verschraubungen ▪ Unions droites JIC 37°

240



S260

S260

S730

S200

S230

S210

S220

S250

S240

JIC 37° Male-female unions ▪ Uniones macho-hembra JIC 37° ▪ JIC-Versch. m-w ▪ Unions mâle JIC 37° x femelle JIC 37°

242



S180

S290

S280

S291

S150

S215

S740

S160

JIC 37° Elbows ▪ Codos JIC 37° ▪ Winkel JIC 37° ▪ Coudes JIC 37°

244



S500

S650

S550

S525

S675

S595

S665

S690

JIC 37° Elbow ▪ Codos Orientables JIC 37° ▪ Winkel JIC 37° ▪ Adaptateur orientable coude JIC 37°

246



S600

S615

S575

S625

S775

JIC 37° Tees ▪ Tes JIC 37° ▪ T-Verschraubungen JIC 37° ▪ Tés JIC 37°

247



S505

S680

S685

S670

S681

S695

JIC 37° Adjustable Tees ▪ Tes orientable JIC 37° ▪ Einstellbare T-Versch. JIC 37° ▪ Tés orientables JIC 37°

248



S610

S585

S635

S605

S580

ASSEMBLY OF THE PIPE FITTINGS DIN 2353 IN THE RIGID PIPE (IT IS RECOMMENDED TO USE PRE-ASSEMBLY TOOLS)
INSTRUCCIONES DE MONTAJE DE RACOR DIN 2353 SOBRE EL TUBO RÍGIDO (SE RECOMIENDA EL USO DE HERRAMIENTAS DE PREMONTAJE)

1 PIPE SAW & PREPARATION
CORTE Y PREPARACIÓN DEL TUBO



- Clamp onto rigid fixtures
- Cut tube squarely and deburr thoroughly (max. ± 1° deviation)
- Do not use pipe cutters
- Fija el tubo a dispositivos rígidos
- Corta el tubo recto y sin rebabas (max. ± 1° de desviación)
- No utilice cortatubos

		MINIMUM HEIGHT(H): TWICE THREAD NUT LENGTH												MINIMUM HEIGHT(L): 2,5 - 3 TIMES THREAD NUT LENGTH											
Series Ø ext. Pipe	LL				L								S												
	4	5	6	8	6	8	10	12	15	18	22	28	35	42	6	8	10	12	14	16	20	25	30	38	
H min.	24	25	25	26	31	31	33	33	36	38	42	42	48	48	35	35	37	37	43	43	50	54	58	65	
L min.	30	32	32	33	39	39	42	42	45	48	53	53	60	60	44	44	47	47	54	54	63	68	73	82	



- Rectangular saw off the pipe and remove all burrs.
- Cortar el tubo a escuadra y eliminar rebabas.




- Remove internal and external burrs
- Seal can be damaged by large burrs
- Quita las rebabas interiores y exteriores
- Las rebabas grandes pueden dañar las juntas


2 ASSEMBLY IN VICE
MONTAJE EN BANCO




- Use properly lubricants (GR ASW120)
- Threads of stainless steel fittings must be lubricated
- Utiliza lubricantes específicos (GR ASW120)
- Lubricar las roscas de los racores inox adecuadamente



- Follow picture instructions
- Fitting body may be used one time only (use preassembly tools Z VOMO)
- Screw on nut until finger-tight
- Siga instrucciones de la imagen
- Utilizar el cuerpo del racor una única vez (use herramientas de montaje z vomo)
- Realiza el roscado de forma manual

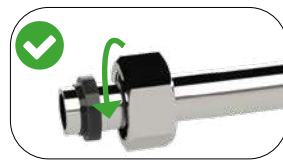



- Press tube-end firmly into the assembly cone
- Presione firmemente el final del tubo en el cono de montaje





- Tighten until sharp increase of resistance (approx. 1 to 1 1/2 turns)
- Apriete hasta notar un fuerte incremento de resistencia (aprox. 1 ó 1,5 vueltas)

3 ASSEMBLY CHECK - CONTROL
COMPROBACIÓN DEL MONTAJE - CONTROL



ZACJ2/ACJ2 CONTROL: GAP BETWEEN SEALING RING AND RETAINING RING MUST BE CHECKED


CONTROL ZACJ2/ACJ2: COMPROBAR EL ESPACIO ENTRE EL ANILLO DE ESTANQUEIDAD Y EL DE RETENCIÓN



4 FINAL ASSEMBLY: INSTALLATION OF THE TUBE SYSTEM
MONTAJE FINAL: INSTALACIÓN DEL SISTEMA DE TUBO



- Repeat step 2. A
- Repetir paso 2.A



- Assemble fitting until wrench-tight. Then tighten fitting firmly by min. 1/6 (max. 1/4) turns (1 1/2 flats)
- Monta el racor hasta que quede apretado usando la llave. Apriete fuertemente el racor 1 ó 1,5 vueltas, en giros de 60°-90°.

DIN 2353 Pipe fittings

Racores DIN 2353
Verschraubungen DIN 2353
Raccords à bague DIN 2353

TrAie®

Nuts DIN 3870

Tuerca Métrica DIN 3870

Mutter metr. - M DIN 3870

Écrou Métrique DIN 3870



Cutting ring with captive seal & o'ring

Anillos de corte con junta plana + tórica

Schneidring mit Flachdichtung + O-Ring

Bague Métrique avec écrou + o'ring



TUBO PIPE	SERIE SERIES	ROSCA THREAD	Referencia Part n°	€
4	LL	M8x1	MLL 4 M 8X1	-
6	LL	M10x1	MLL 6 M 10X1	-
8	LL	M12x1	MLL 8 M 12X1	-
6	L	M12x1,5	ML 6 M 12X1.5	-
8	L	M14x1,5	ML 8 M 14X1.5	-
10	L	M16x1,5	ML 10 M 16X1.5	-
12	L	M18x1,5	ML 12 M 18X1.5	-
15	L	M22x1,5	ML 15 M 22X1.5	-
18	L	M26x1,5	ML 18 M 26X1.5	-
22	L	M30x2	ML 22 M 30X2	-
28	L	M36x2	ML 28 M 36X2	-
35	L	M45x2	ML 35 M 45X2	-
42	L	M52x2	ML 42 M 52X2	-
6	S	M14x1,5	MS 6 M 14X1.5	-
8	S	M16x1,5	MS 8 M 16X1.5	-
10	S	M18x1,5	MS 10 M 18X1.5	-
12	S	M20x1,5	MS 12 M 20X1.5	-
14	S	M22x1,5	MS 14 M 22X1.5	-
16	S	M24x1,5	MS 16 M 24X1.5	-
20	S	M30x2	MS 20 M 30X2	-
25	S	M36x2	MS 25 M 36X2	-
30	S	M42x2	MS 30 M 42X2	-
38	S	M52x2	MS 38 M 52X2	-

TUBO PIPE	SERIE SERIES	Referencia Part n°	€
6	L	ACJL 6	-
8	L	ACJL 8	-
10	L	ACJL 10	-
12	L	ACJL 12	-
15	L	ACJL 15	-
18	L	ACJL 18	-
22	L	ACJL 22	-
28	L	ACJL 28	-
35	L	ACJL 35	-
42	L	ACJL 42	-
6	S	ACJS 6	-
8	S	ACJS 8	-
10	S	ACJS 10	-
12	S	ACJS 12	-
14	S	ACJS 14	-
16	S	ACJS 16	-
20	S	ACJS 20	-
25	S	ACJS 25	-
30	S	ACJS 30	-
38	S	ACJS 38	-

Cutting rings DIN 3861

Anillos de corte DIN 3861

Schneidringe DIN 3861

Bague Métrique DIN 3861



TUBO PIPE	SERIE SERIES	Referencia Part n°	€
4	LL	ACLL 4	-
6	LL	ACLL 6	-
8	LL	ACLL 8	-
6	L/S	ACL 6	-
8	L/S	ACL 8	-
10	L/S	ACL 10	-
12	L/S	ACL 12	-
15	L	ACL 15	-
18	L	ACL 18	-
22	L	ACL 22	-
28	L	ACL 28	-
35	L	ACL 35	-
42	L	ACL 42	-
14	S	ACS 14	-
16	S	ACS 16	-
20	S	ACS 20	-
25	S	ACS 25	-
30	S	ACS 30	-
38	S	ACS 38	-

Cutting ring with captive seal & o-ring ACJ2

Anillos de corte con junta ACJ2

Schneidring mit Flachdichtung + O-Ring ACJ2

Bague Métrique avec écrou + o-ring ACJ2



TUBO PIPE	SERIE SERIES	Referencia Part n°	€
6	L	ACJ2L 6	-
8	L	ACJ2L 8	-
10	L	ACJ2L 10	-
12	L	ACJ2L 12	-
15	L	ACJ2L 15	-
18	L	ACJ2L 18	-
22	L	ACJ2L 22	-
28	L	ACJ2L 28	-
35	L	ACJ2L 35	-
42	L	ACJ2L 42	-
6	S	ACJ2S 6	-
8	S	ACJ2S 8	-
10	S	ACJ2S 10	-
12	S	ACJ2S 12	-
14	S	ACJ2S 14	-
16	S	ACJ2S 16	-
20	S	ACJ2S 20	-
25	S	ACJ2S 25	-
30	S	ACJ2S 30	-
38	S	ACJ2S 38	-

ACJ2 Equipped Nut

Tuerca equipada ACJ2

ACJ2 ausgestattete Mutter

Écrou équipé ACJ2

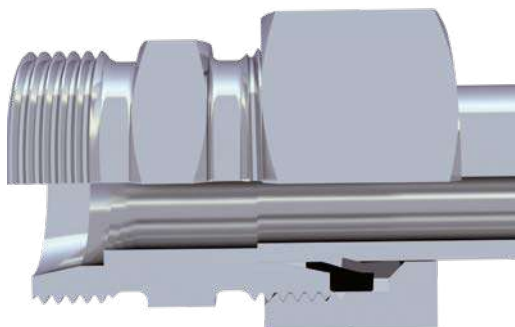


TUBO PIPE	SERIE SERIES	ROSCA THREAD	Referencia Part n°	€
6	L	M12x1,5	MJ2L 6	-
8	L	M14x1,5	MJ2L 8	-
10	L	M16x1,5	MJ2L 10	-
12	L	M18x1,5	MJ2L 12	-
15	L	M22x1,5	MJ2L 15	-
18	L	M26x1,5	MJ2L 18	-
22	L	M30x2	MJ2L 22	-
28	L	M36x2	MJ2L 28	-
35	L	M45x2	MJ2L 35	-
42	L	M52x2	MJ2L 42	-
6	S	M14x1,5	MJ2S 6	-
8	S	M16x1,5	MJ2S 8	-
10	S	M18x1,5	MJ2S 10	-
12	S	M20x1,5	MJ2S 12	-
14	S	M22x1,5	MJ2S 14	-
16	S	M24x1,5	MJ2S 16	-
20	S	M30x2	MJ2S 20	-
25	S	M36x2	MJ2S 25	-
30	S	M42x2	MJ2S 30	-
38	S	M52x2	MJ2S 38	-

PREVENTS LEAKS IN EQUIPMENT SUBJECT TO HIGH VIBRATIONS
EVITA FUGAS EN EQUIPAMIENTOS SOMETIDOS A ALTAS VIBRACIONES



ACJ2



‡ Pressure rating up to 800 bar (PN)

‡ Reduction of tightening torques up to 25%

‡ Easier assembly

‡ Simple handling through functional nut

‡ Hasta una presión nominal (PN) de 800 bar

‡ Reducción de los pares de apriete en hasta 25%

‡ Un montaje aún más sencillo

‡ Sencillo manejo mediante tuerca funcional

DIN 2353 Pipe fittings

Racores DIN 2353
Verschraubungen DIN 2353
Raccords à bague DIN 2353

TrAle®

Straight coupling (pipe-pipe)

Unión recta tubo-tubo

Gerade Verschraubung (Rohr-Rohr)

Union droite (tuyau-tuyau)



Straight reducing coupling (pipe-pipe)

Unión recta en reducción tubo-tubo

Gerade Reduzierschraubung Rohr-Rohr

Union double en réduction (tuyau-tuyau)



TUBO PIPE	SERIE SERIES	Referencia Part n°	€	Referencia Part n°	€
4	LL	DLL 4	-	STA DLL 4	-
6	LL	DLL 6	-	STA DLL 6	-
8	LL	DLL 8	-	STA DLL 8	-
6	L	DL 6	-	STA DL 6	-
8	L	DL 8	-	STA DL 8	-
10	L	DL 10	-	STA DL 10	-
12	L	DL 12	-	STA DL 12	-
15	L	DL 15	-	STA DL 15	-
18	L	DL 18	-	STA DL 18	-
22	L	DL 22	-	STA DL 22	-
28	L	DL 28	-	STA DL 28	-
35	L	DL 35	-	STA DL 35	-
42	L	DL 42	-	STA DL 42	-
6	S	DS 6	-	STA DS 6	-
8	S	DS 8	-	STA DS 8	-
10	S	DS 10	-	STA DS 10	-
12	S	DS 12	-	STA DS 12	-
14	S	DS 14	-	STA DS 14	-
16	S	DS 16	-	STA DS 16	-
20	S	DS 20	-	STA DS 20	-
25	S	DS 25	-	STA DS 25	-
30	S	DS 30	-	STA DS 30	-
38	S	DS 38	-	STA DS 38	-

TUBO PIPE	PIPE	SERIE SERIES	Referencia Part n°	€	Referencia Part n°	€
8	6	L	DL 8-6	-	STA DL 8-6	-
10	6	L	DL 10-6	-	STA DL 10-6	-
10	8	L	DL 10-8	-	STA DL 10-8	-
12	8	L	DL 12-8	-	STA DL 12-8	-
12	10	L	DL 12-10	-	STA DL 12-10	-
15	10	L	DL 15-10	-	STA DL 15-10	-
15	12	L	DL 15-12	-	STA DL 15-12	-
18	12	L	DL 18-12	-	STA DL 18-12	-
18	15	L	DL 18-15	-	STA DL 18-15	-
22	15	L	DL 22-15	-	STA DL 22-15	-
22	18	L	DL 22-18	-	STA DL 22-18	-
28	22	L	DL 28-22	-	STA DL 28-22	-
35	22	L	DL 35-22	-	STA DL 35-22	-
35	28	L	DL 35-28	-	STA DL 35-28	-
8	6	S	DS 8-6	-	STA DS 8-6	-
10	6	S	DS 10-6	-	STA DS 10-6	-
10	8	S	DS 10-8	-	STA DS 10-8	-
12	6	S	DS 12-6	-	STA DS 12-6	-
12	8	S	DS 12-8	-	STA DS 12-8	-
12	10	S	DS 12-10	-	STA DS 12-10	-
14	10	S	DS 14-10	-	STA DS 14-10	-
14	12	S	DS 14-12	-	STA DS 14-12	-
16	12	S	DS 16-12	-	STA DS 16-12	-
16	14	S	DS 16-14	-	STA DS 16-14	-
20	12	S	DS 20-12	-	STA DS 20-12	-
20	16	S	DS 20-16	-	STA DS 20-16	-
25	16	S	DS 25-16	-	STA DS 25-16	-
25	20	S	DS 25-20	-	STA DS 25-20	-
30	20	S	DS 30-20	-	STA DS 30-20	-
30	25	S	DS 30-25	-	STA DS 30-25	-
38	30	S	DS 38-30	-	STA DS 38-30	-

Equal elbow coupling (pipe-pipe)

Unión en codo tubo-tubo

W-Adapter

Union en coude égal (tuyau-tuyau)



TUBO PIPE	SERIE SERIES	Referencia Part n°	€	Referencia Part n°	€
4	LL	ELL 4	-	STA ELL 4	-
6	LL	ELL 6	-	STA ELL 6	-
8	LL	ELL 8	-	STA ELL 8	-
6	L	EL 6	-	STA EL 6	-
8	L	EL 8	-	STA EL 8	-
10	L	EL 10	-	STA EL 10	-
12	L	EL 12	-	STA EL 12	-
15	L	EL 15	-	STA EL 15	-
18	L	EL 18	-	STA EL 18	-
22	L	EL 22	-	STA EL 22	-
28	L	EL 28	-	STA EL 28	-
35	L	EL 35	-	STA EL 35	-
42	L	EL 42	-	STA EL 42	-
6	S	ES 6	-	STA ES 6	-
8	S	ES 8	-	STA ES 8	-
10	S	ES 10	-	STA ES 10	-
12	S	ES 12	-	STA ES 12	-
14	S	ES 14	-	STA ES 14	-
16	S	ES 16	-	STA ES 16	-
20	S	ES 20	-	STA ES 20	-
25	S	ES 25	-	STA ES 25	-
30	S	ES 30	-	STA ES 30	-
38	S	ES 38	-	STA ES 38	-

Equal cross union (pipe-pipe-pipe-pipe)

Unión en cruz tubo-tubo

Gleichmäßiges Kreuzstück

Union en croix égale (tuyau-tuyau)



TUBO PIPE	SERIE SERIES	Referencia Part n°	€	Referencia Part n°	€
6	L	KVL 6	-	STA KVL 6	-
8	L	KVL 8	-	STA KVL 8	-
10	L	KVL 10	-	STA KVL 10	-
12	L	KVL 12	-	STA KVL 12	-
15	L	KVL 15	-	STA KVL 15	-
18	L	KVL 18	-	STA KVL 18	-
22	L	KVL 22	-	STA KVL 22	-
28	L	KVL 28	-	STA KVL 28	-
35	L	KVL 35	-	STA KVL 35	-
42	L	KVL 42	-	STA KVL 42	-
6	S	KVS 6	-	STA KVS 6	-
8	S	KVS 8	-	STA KVS 8	-
10	S	KVS 10	-	STA KVS 10	-
12	S	KVS 12	-	STA KVS 12	-
14	S	KVS 14	-	STA KVS 14	-
16	S	KVS 16	-	STA KVS 16	-
20	S	KVS 20	-	STA KVS 20	-
25	S	KVS 25	-	STA KVS 25	-
30	S	KVS 30	-	STA KVS 30	-
38	S	KVS 38	-	STA KVS 38	-

Equal Tee union (pipe-pipe-pipe)

Unión en te tubo-tubo

T-Stutzen

Union en Té égal (tuyau-tuyau)



TUBO PIPE	SERIE SERIES	Referencia Part n°	€	Referencia Part n°	€
4	LL	TLL 4	-	STA TLL 4	-
6	LL	TLL 6	-	STA TLL 6	-
8	LL	TLL 8	-	STA TLL 8	-
6	L	TL 6	-	STA TL 6	-
8	L	TL 8	-	STA TL 8	-
10	L	TL 10	-	STA TL 10	-
12	L	TL 12	-	STA TL 12	-
15	L	TL 15	-	STA TL 15	-
18	L	TL 18	-	STA TL 18	-
22	L	TL 22	-	STA TL 22	-
28	L	TL 28	-	STA TL 28	-
35	L	TL 35	-	STA TL 35	-
42	L	TL 42	-	STA TL 42	-
6	S	TS 6	-	STA TS 6	-
8	S	TS 8	-	STA TS 8	-
10	S	TS 10	-	STA TS 10	-
12	S	TS 12	-	STA TS 12	-
14	S	TS 14	-	STA TS 14	-
16	S	TS 16	-	STA TS 16	-
20	S	TS 20	-	STA TS 20	-
25	S	TS 25	-	STA TS 25	-
30	S	TS 30	-	STA TS 30	-
38	S	TS 38	-	STA TS 38	-

DIN 2353 Pipe fittings

Racores DIN 2353
Verschraubungen DIN 2353
Raccords à bague DIN 2353

Straight male stud coupling BSPT tapered

Racor recto rosca cónica BSPT

Gerade Einschraubverschr. BSPT kon. -
EVGE-BSP (KEG)

Union simple mâle conique




Straight male stud coupling BSP cyl. 60°

Racor recto rosca cilíndrica BSP 60°

Gerade Einschraubverschr. BSP 60° ZYL - EVGE-R

Union simple mâle gaz cylindrique 60°



TUBO PIPE	SERIE SERIES	ROSCA THREAD	Referencia Part n°	€	Referencia Part n°	€
4	LL	1/8" BSPT	AKLL 4 R 1/8	-	STA AKLL 4 R 1/8	-
6	LL	1/8" BSPT	AKLL 6 R 1/8	-	STA AKLL 6 R 1/8	-
8	LL	1/8" BSPT	AKLL 8 R 1/8	-	STA AKLL 8 R 1/8	-
8	LL	1/4" BSPT	AKLL 8 R 1/4	-	STA AKLL 8 R 1/4	-
6	L	1/8" BSPT	AKL 6 R 1/8	-	STA AKL 6 R 1/8	-
6	L	1/4" BSPT	AKL 6 R 1/4	-	STA AKL 6 R 1/4	-
8	L	1/4" BSPT	AKL 8 R 1/4	-	STA AKL 8 R 1/4	-
10	L	1/4" BSPT	AKL 10 R 1/4	-	STA AKL 10 R 1/4	-
10	L	3/8" BSPT	AKL 10 R 3/8	-	STA AKL 10 R 3/8	-
12	L	1/4" BSPT	AKL 12 R 1/4	-	STA AKL 12 R 1/4	-
12	L	3/8" BSPT	AKL 12 R 3/8	-	STA AKL 12 R 3/8	-
12	L	1/2" BSPT	AKL 12 R 1/2	-	STA AKL 12 R 1/2	-
15	L	3/8" BSPT	AKL 15 R 3/8	-	STA AKL 15 R 3/8	-
15	L	1/2" BSPT	AKL 15 R 1/2	-	STA AKL 15 R 1/2	-
18	L	1/2" BSPT	AKL 18 R 1/2	-	STA AKL 18 R 1/2	-
22	L	3/4" BSPT	AKL 22 R 3/4	-	STA AKL 22 R 3/4	-
6	S	1/4" BSPT	AKS 6 R 1/4	-	STA AKS 6 R 1/4	-
8	S	1/4" BSPT	AKS 8 R 1/4	-	STA AKS 8 R 1/4	-
10	S	3/8" BSPT	AKS 10 R 3/8	-	STA AKS 10 R 3/8	-
12	S	3/8" BSPT	AKS 12 R 3/8	-	STA AKS 12 R 3/8	-
16	S	1/2" BSPT	AKS 16 R 1/2	-	STA AKS 16 R 1/2	-
20	S	3/4" BSPT	AKS 20 R 3/4	-	STA AKS 20 R 3/4	-

TUBO PIPE	SERIE SERIES	ROSCA THREAD	Referencia Part n°	€	Referencia Part n°	€
6	L	1/8" BSP	AL 6 RC 1/8	-	STA AL 6 RC 1/8	-
6	L	1/4" BSP	AL 6 RC 1/4	-	STA AL 6 RC 1/4	-
6	L	1/2" BSP	AL 6 RC 1/2	-	STA AL 6 RC 1/2	-
6	L	3/8" BSP	AL 6 RC 3/8	-	STA AL 6 RC 3/8	-
8	L	1/8" BSP	AL 8 RC 1/8	-	STA AL 8 RC 1/8	-
8	L	1/4" BSP	AL 8 RC 1/4	-	STA AL 8 RC 1/4	-
8	L	3/8" BSP	AL 8 RC 3/8	-	STA AL 8 RC 3/8	-
8	L	1/2" BSP	AL 8 RC 1/2	-	STA AL 8 RC 1/2	-
10	L	1/8" BSP	AL 10 RC 1/8	-	STA AL 10 RC 1/8	-
10	L	1/4" BSP	AL 10 RC 1/4	-	STA AL 10 RC 1/4	-
10	L	3/8" BSP	AL 10 RC 3/8	-	STA AL 10 RC 3/8	-
10	L	1/2" BSP	AL 10 RC 1/2	-	STA AL 10 RC 1/2	-
12	L	1/4" BSP	AL 12 RC 1/4	-	STA AL 12 RC 1/4	-
12	L	3/8" BSP	AL 12 RC 3/8	-	STA AL 12 RC 3/8	-
12	L	1/2" BSP	AL 12 RC 1/2	-	STA AL 12 RC 1/2	-
12	L	3/4" BSP	AL 12 RC 3/4	-	STA AL 12 RC 3/4	-
15	L	3/8" BSP	AL 15 RC 3/8	-	STA AL 15 RC 3/8	-
15	L	1/2" BSP	AL 15 RC 1/2	-	STA AL 15 RC 1/2	-
15	L	3/4" BSP	AL 15 RC 3/4	-	STA AL 15 RC 3/4	-
18	L	3/8" BSP	AL 18 RC 3/8	-	STA AL 18 RC 3/8	-
18	L	1/2" BSP	AL 18 RC 1/2	-	STA AL 18 RC 1/2	-
18	L	3/4" BSP	AL 18 RC 3/4	-	STA AL 18 RC 3/4	-
22	L	1/2" BSP	AL 22 RC 1/2	-	STA AL 22 RC 1/2	-
22	L	3/4" BSP	AL 22 RC 3/4	-	STA AL 22 RC 3/4	-
22	L	1" BSP	AL 22 RC 1	-	STA AL 22 RC 1	-
28	L	3/4" BSP	AL 28 RC 3/4	-	STA AL 28 RC 3/4	-
28	L	1" BSP	AL 28 RC 1	-	STA AL 28 RC 1	-
35	L	1" BSP	AL 35 RC 1	-	STA AL 35 RC 1	-
35	L	1" 1/4 BSP	AL 35 RC 1 1/4	-	STA AL 35 RC 1 1/4	-
42	L	1" 1/2 BSP	AL 42 RC 1 1/2	-	STA AL 42 RC 1 1/2	-
6	S	1/4" BSP	AS 6 RC 1/4	-	STA AS 6 RC 1/4	-
8	S	1/4" BSP	AS 8 RC 1/4	-	STA AS 8 RC 1/4	-
8	S	3/8" BSP	AS 8 RC 3/8	-	STA AS 8 RC 3/8	-
10	S	1/4" BSP	AS 10 RC 1/4	-	STA AS 10 RC 1/4	-
10	S	3/8" BSP	AS 10 RC 3/8	-	STA AS 10 RC 3/8	-
10	S	1/2" BSP	AS 10 RC 1/2	-	STA AS 10 RC 1/2	-
12	S	1/4" BSP	AS 12 RC 1/4	-	STA AS 12 RC 1/4	-
12	S	3/8" BSP	AS 12 RC 3/8	-	STA AS 12 RC 3/8	-
12	S	1/2" BSP	AS 12 RC 1/2	-	STA AS 12 RC 1/2	-
14	S	3/8" BSP	AS 14 RC 3/8	-	STA AS 14 RC 3/8	-
14	S	1/2" BSP	AS 14 RC 1/2	-	STA AS 14 RC 1/2	-
16	S	3/8" BSP	AS 16 RC 3/8	-	STA AS 16 RC 3/8	-
16	S	1/2" BSP	AS 16 RC 1/2	-	STA AS 16 RC 1/2	-
16	S	3/4" BSP	AS 16 RC 3/4	-	STA AS 16 RC 3/4	-
20	S	1/2" BSP	AS 20 RC 1/2	-	STA AS 20 RC 1/2	-
20	S	3/4" BSP	AS 20 RC 3/4	-	STA AS 20 RC 3/4	-
25	S	3/4" BSP	AS 25 RC 3/4	-	STA AS 25 RC 3/4	-
25	S	1" BSP	AS 25 RC 1	-	STA AS 25 RC 1	-
30	S	1" BSP	AS 30 RC 1	-	STA AS 30 RC 1	-
30	S	1" 1/4 BSP	AS 30 RC 1 1/4	-	STA AS 30 RC 1 1/4	-
38	S	1" 1/4 BSP	AS 38 RC 1 1/4	-	STA AS 38 RC 1 1/4	-
38	S	1" 1/2 BSP	AS 38 RC 1 1/2	-	STA AS 38 RC 1 1/2	-

DIN 2353 Pipe fittings

Racores DIN 2353
Verschraubungen DIN 2353
Raccords à bague DIN 2353

TrAle®

Straight male stud coupling with captive seal Metrical cyl

Racor recto rosca cilíndrica Métrica con junta

Gerade Einschraubverschr. mit Flachdichtung metr.
ZYL - EVGE-M-ED

Union simple mâle Métrique cyl + joint plat




Male-female reducing adaptor BSP cyl with captive seal

Reducción con rosca M-HF BSP con junta

Reduzierstück m - w fest BSP zyl. mit Dichtung

Réduction mâle gaz-femelle gaz avec joint plat



TUBO PIPE	SERIE SERIES	ROSCA THREAD	Referencia Part n°	€	Referencia Part n°	€
6	L	M10x1	AL 6 M 10X1 WD	-	STA AL 6 M 10X1 WD	-
8	L	M12x1,5	AL 8 M 12X1.5 WD	-	STA AL 8 M 12X1.5 WD	-
10	L	M14x1,5	AL 10 M 14X1.5 WD	-	STA AL 10 M 14X1.5 WD	-
10	L	M16x1,5	AL 10 M 16X1.5 WD	-	STA AL 10 M 16X1.5 WD	-
10	L	M18x1,5	AL 10 M 18X1.5 WD	-	STA AL 10 M 18X1.5 WD	-
10	L	M22x1,5	AL 10 M 22X1.5 WD	-	STA AL 10 M 22X1.5 WD	-
12	L	M16x1,5	AL 12 M 16X1.5 WD	-	STA AL 12 M 16X1.5 WD	-
12	L	M22x1,5	AL 12 M 22X1.5 WD	-	STA AL 12 M 22X1.5 WD	-
15	L	M18x1,5	AL 15 M 18X1.5 WD	-	STA AL 15 M 18X1.5 WD	-
15	L	M22x1,5	AL 15 M 22X1.5 WD	-	STA AL 15 M 22X1.5 WD	-
18	L	M18x1,5	AL 18 M 18X1.5 WD	-	STA AL 18 M 18X1.5 WD	-
18	L	M22x1,5	AL 18 M 22X1.5 WD	-	STA AL 18 M 22X1.5 WD	-
22	L	M26x1,5	AL 22 M 26X1.5 WD	-	STA AL 22 M 26X1.5 WD	-
28	L	M33x2	AL 28 M 33X2 WD	-	STA AL 28 M 33X2 WD	-
35	L	M42x2	AL 35 M 42X2 WD	-	STA AL 35 M 42X2 WD	-
42	L	M48x2	AL 42 M 48X2 WD	-	STA AL 42 M 48X2 WD	-
6	S	M12x1,5	AS 6 M 12X1.5 WD	-	STA AS 6 M 12X1.5 WD	-
8	S	M14x1,5	AS 8 M 14X1.5 WD	-	STA AS 8 M 14X1.5 WD	-
10	S	M16x1,5	AS 10 M 16X1.5 WD	-	STA AS 10 M 16X1.5 WD	-
12	S	M18x1,5	AS 12 M 18X1.5 WD	-	STA AS 12 M 18X1.5 WD	-
14	S	M20x1,5	AS 14 M 20X1.5 WD	-	STA AS 14 M 20X1.5 WD	-
16	S	M22x1,5	AS 16 M 22X1.5 WD	-	STA AS 16 M 22X1.5 WD	-
25	S	M33x2	AS 25 M 33X2 WD	-	STA AS 25 M 33X2 WD	-
30	S	M42x2	AS 30 M 42X2 WD	-	STA AS 30 M 42X2 WD	-
38	S	M48x2	AS 38 M 48X2 WD	-	STA AS 38 M 48X2 WD	-

Straight male stud coupling metrical tapered

Racor recto rosca cónica Métrica

Gerade Einschraubverschr. metr. kon.- EVGE-M (KEG)

Union simple mâle métrique type A



TUBO PIPE	ROSCA THREAD	SERIE SERIES	Referencia Part n°	€	Referencia Part n°	€
4	M 8x1	LL	AKLL 4 M 8X1	-	STA AKLL 4 M 8X1	-
6	M 10x1	LL	AKLL 6 M 10X1	-	STA AKLL 6 M 10X1	-
8	M 10x1	LL	AKLL 8 M 10X1	-	STA AKLL 8 M 10X1	-

ROSCA (M) THREAD (M)	ROSCA (H) THREAD (F)	Referencia Part n°	€
1/8" BSP	1/4" BSP	RI-R 1/8 R 1/4 WD	-
1/8" BSP	3/8" BSP	RI-R 1/8 R 3/8 WD	-
1/4" BSP	1/8" BSP	RI-R 1/4 R 1/8 WD	-
1/4" BSP	3/8" BSP	RI-R 1/4 R 3/8 WD	-
1/4" BSP	1/2" BSP	RI-R 1/4 R 1/2 WD	-
1/4" BSP	3/4" BSP	RI-R 1/4 R 3/4 WD	-
3/8" BSP	1/8" BSP	RI-R 3/8 R 1/8 WD	-
3/8" BSP	1/4" BSP	RI-R 3/8 R 1/4 WD	-
3/8" BSP	1/2" BSP	RI-R 3/8 R 1/2 WD	-
3/8" BSP	3/4" BSP	RI-R 3/8 R 3/4 WD	-
1/2" BSP	1/8" BSP	RI-R 1/2 R 1/8 WD	-
1/2" BSP	1/4" BSP	RI-R 1/2 R 1/4 WD	-
1/2" BSP	3/8" BSP	RI-R 1/2 R 3/8 WD	-
1/2" BSP	3/4" BSP	RI-R 1/2 R 3/4 WD	-
1/2" BSP	1" BSP	RI-R 1/2 R 1 WD	-
1/2" BSP	1 1/4" BSP	RI-R 1/2 R 1 1/4 WD	-
3/4" BSP	1/4" BSP	RI-R 3/4 R 1/4 WD	-
3/4" BSP	3/8" BSP	RI-R 3/4 R 3/8 WD	-
3/4" BSP	1/2" BSP	RI-R 3/4 R 1/2 WD	-
3/4" BSP	1" BSP	RI-R 3/4 R 1 WD	-
3/4" BSP	1 1/4" BSP	RI-R 3/4 R 1 1/4 WD	-
3/4" BSP	1 1/2" BSP	RI-R 3/4 R 1 1/2 WD	-
1" BSP	1/4" BSP	RI-R 1 R 1/4 WD	-
1" BSP	3/8" BSP	RI-R 1 R 3/8 WD	-
1" BSP	1/2" BSP	RI-R 1 R 1/2 WD	-
1" BSP	3/4" BSP	RI-R 1 R 3/4 WD	-
1" BSP	1 1/4" BSP	RI-R 1 R 1 1/4 WD	-
1" BSP	1 1/2" BSP	RI-R 1 R 1 1/2 WD	-
1 1/4" BSP	1/2" BSP	RI-R 1 1/4 R 1/2 WD	-
1 1/4" BSP	3/4" BSP	RI-R 1 1/4 R 3/4 WD	-
1 1/4" BSP	1" BSP	RI-R 1 1/4 R 1 WD	-
1 1/4" BSP	1 1/2" BSP	RI-R 1 1/4 R 1 1/2 WD	-
1 1/2" BSP	1/2" BSP	RI-R 1 1/2 R 1/2 WD	-
1 1/2" BSP	3/4" BSP	RI-R 1 1/2 R 3/4 WD	-
1 1/2" BSP	1" BSP	RI-R 1 1/2 R 1 WD	-
1 1/2" BSP	1 1/4" BSP	RI-R 1 1/2 R 1 1/4 WD	-

Male stud elbow BSPT conical

Racor en codo rosca cónica BSPT

W-Einschraubverschr. BSPT kon.

Union coude mâle conique BSPT



TUBO PIPE	SERIE SERIES	ROSCA THREAD	Referencia Part n°	€	Referencia Part n°	€
4	LL	1/8" BSPT	CKLL 4 R 1/8	-	STA CKLL 4 R 1/8	-
6	LL	1/8" BSPT	CKLL 6 R 1/8	-	STA CKLL 6 R 1/8	-
8	LL	1/8" BSPT	CKLL 8 R 1/8	-	STA CKLL 8 R 1/8	-
6	L	1/8" BSPT	CKL 6 R 1/8	-	STA CKL 6 R 1/8	-
6	L	1/4" BSPT	CKL 6 R 1/4	-	STA CKL 6 R 1/4	-
8	L	1/4" BSPT	CKL 8 R 1/4	-	STA CKL 8 R 1/4	-
8	L	3/8" BSPT	CKL 8 R 3/8	-	STA CKL 8 R 3/8	-
10	L	1/4" BSPT	CKL 10 R 1/4	-	STA CKL 10 R 1/4	-
10	L	3/8" BSPT	CKL 10 R 3/8	-	STA CKL 10 R 3/8	-
10	L	1/2" BSPT	CKL 10 R 1/2	-	STA CKL 10 R 1/2	-
12	L	1/4" BSPT	CKL 12 R 1/4	-	STA CKL 12 R 1/4	-
12	L	3/8" BSPT	CKL 12 R 3/8	-	STA CKL 12 R 3/8	-
12	L	1/2" BSPT	CKL 12 R 1/2	-	STA CKL 12 R 1/2	-
15	L	3/8" BSPT	CKL 15 R 3/8	-	STA CKL 15 R 3/8	-
15	L	1/2" BSPT	CKL 15 R 1/2	-	STA CKL 15 R 1/2	-
18	L	1/2" BSPT	CKL 18 R 1/2	-	STA CKL 18 R 1/2	-
22	L	3/4" BSPT	CKL 22 R 3/4	-	STA CKL 22 R 3/4	-
28	L	1" BSPT	CKL 28 R 1	-	STA CKL 28 R 1	-
35	L	1"1/4 BSPT	CKL 35 R 1 1/4	-	STA CKL 35 R 1 1/4	-
42	L	1"1/2 BSPT	CKL 42 R 1 1/2	-	STA CKL 42 R 1 1/2	-
6	S	1/4" BSPT	CKS 6 R 1/4	-	STA CKS 6 R 1/4	-
8	S	1/4" BSPT	CKS 8 R 1/4	-	STA CKS 8 R 1/4	-
10	S	3/8" BSPT	CKS 10 R 3/8	-	STA CKS 10 R 3/8	-
12	S	3/8" BSPT	CKS 12 R 3/8	-	STA CKS 12 R 3/8	-
12	S	1/2" BSPT	CKS 12 R 1/2	-	STA CKS 12 R 1/2	-
14	S	1/2" BSPT	CKS 14 R 1/2	-	STA CKS 14 R 1/2	-
16	S	1/2" BSPT	CKS 16 R 1/2	-	STA CKS 16 R 1/2	-
20	S	3/4" BSPT	CKS 20 R 3/4	-	STA CKS 20 R 3/4	-
25	S	1" BSPT	CKS 25 R 1	-	STA CKS 25 R 1	-
30	S	1"1/4 BSPT	CKS 30 R 1 1/4	-	STA CKS 30 R 1 1/4	-
38	S	1"1/2 BSPT	CKS 38 R 1 1/2	-	STA CKS 38 R 1 1/2	-

Male stud elbow Metrical conical

Racor en codo rosca cónica Métrica

W-Einschraubverschr. metr. kon.

Union coude mâle conique Métrique



TUBO PIPE	SERIE SERIES	ROSCA THREAD	Referencia Part n°	€	Referencia Part n°	€
4	LL	M8x1	CKLL 4 M 8X1	-	STA CKLL 4 M 8X1	-
6	LL	M10x1	CKLL 6 M 10X1	-	STA CKLL 6 M 10X1	-
8	LL	M10x1	CKLL 8 M 10X1	-	STA CKLL 8 M 10X1	-
6	L	M10x1	CKL 6 M 10X1	-	STA CKL 6 M 10X1	-
8	L	M12x1,5	CKL 8 M 12X1,5	-	STA CKL 8 M 12X1,5	-
10	L	M14x1,5	CKL 10 M 14X1,5	-	STA CKL 10 M 14X1,5	-
12	L	M16x1,5	CKL 12 M 16X1,5	-	STA CKL 12 M 16X1,5	-
15	L	M18x1,5	CKL 15 M 18X1,5	-	STA CKL 15 M 18X1,5	-
6	S	M12x1,5	CKS 6 M 12X1,5	-	STA CKS 6 M 12X1,5	-
8	S	M14x1,5	CKS 8 M 14X1,5	-	STA CKS 8 M 14X1,5	-
10	S	M16x1,5	CKS 10 M 16X1,5	-	STA CKS 10 M 16X1,5	-
14	S	M20x1,5	CKS 14 M 20X1,5	-	STA CKS 14 M 20X1,5	-
16	S	M22x1,5	CKS 16 M 22X1,5	-	STA CKS 16 M 22X1,5	-

Male stud elbow NPTconical

Racor en codo rosca cónica NPT

W-Einschraubverschr. NPT - WE-NPT kon

Union coude mâle gaz conique NPT



TUBO PIPE	SERIE SERIES	ROSCA THREAD	Referencia Part n°	€	Referencia Part n°	€
6	LL	1/8" NPT	CKLL 6 1/8 NPT	-	STA CKLL 6 1/8 NPT	-
6	L	1/8" NPT	CKL 6 1/8 NPT	-	STA CKL 6 1/8 NPT	-
6	L	1/4" NPT	CKL 6 1/4 NPT	-	STA CKL 6 1/4 NPT	-
8	L	1/4" NPT	CKL 8 1/4 NPT	-	STA CKL 8 1/4 NPT	-
10	L	1/4" NPT	CKL 10 1/4 NPT	-	STA CKL 10 1/4 NPT	-
12	L	1/4" NPT	CKL 12 1/4 NPT	-	STA CKL 12 1/4 NPT	-
12	L	3/8" NPT	CKL 12 3/8 NPT	-	STA CKL 12 3/8 NPT	-
12	L	1/2" NPT	CKL 12 1/2 NPT	-	STA CKL 12 1/2 NPT	-
15	L	1/2" NPT	CKL 15 1/2 NPT	-	STA CKL 15 1/2 NPT	-
18	L	1/2" NPT	CKL 18 1/2 NPT	-	STA CKL 18 1/2 NPT	-
22	L	3/4" NPT	CKL 22 3/4 NPT	-	STA CKL 22 3/4 NPT	-
28	L	1" NPT	CKL 28 1 NPT	-	STA CKL 28 1 NPT	-
35	L	1 1/4" NPT	CKL 35 1 1/4 NPT	-	STA CKL 35 1 1/4 NPT	-
42	L	1 1/2" NPT	CKL 42 1 1/2 NPT	-	STA CKL 42 1 1/2 NPT	-
6	S	1/4" NPT	CKS 6 1/4 NPT	-	STA CKS 6 1/4 NPT	-
8	S	1/4" NPT	CKS 8 1/4 NPT	-	STA CKS 8 1/4 NPT	-
10	S	3/8" NPT	CKS 10 3/8 NPT	-	STA CKS 10 3/8 NPT	-
12	S	3/8" NPT	CKS 12 3/8 NPT	-	STA CKS 12 3/8 NPT	-
14	S	1/2" NPT	CKS 14 1/2 NPT	-	STA CKS 14 1/2 NPT	-
16	S	1/2" NPT	CKS 16 1/2 NPT	-	STA CKS 16 1/2 NPT	-
20	S	3/4" NPT	CKS 20 3/4 NPT	-	STA CKS 20 3/4 NPT	-
25	S	1" NPT	CKS 25 1 NPT	-	STA CKS 25 1 NPT	-
30	S	1 1/4" NPT	CKS 30 1 1/4 NPT	-	STA CKS 30 1 1/4 NPT	-
38	S	1 1/2" NPT	CKS 38 1 1/2 NPT	-	STA CKS 38 1 1/2 NPT	-

DIN 2353 Pipe fittings

Racores DIN 2353
Verschraubungen DIN 2353
Raccords à bague DIN 2353

TrAle®

Standpipe reducer swivel female (light series)

Racor de reducción TL Métrica (serie ligera)

Kegel-Reduzierschr. (LEICHT)

Union simple femelle tournante Métrique (L)



Standpipe reducer swivel female (heavy series)

Racor de reducción TL Métrica (serie pesada)

Kegel-Reduzierschr. (SCHWER)

Union simple femelle tournante Métrique (S)



TUBO PIPE	PIPE	SERIE SERIES	Referencia Part n°	€	Referencia Part n°	€
8	6	L	KORL 8-6TLM	-	STA KORL 8-6TLM	-
10	6	L	KORL 10-6TLM	-	STA KORL 10-6 TLM	-
10	8	L	KORL 10-8 TLM	-	STA KORL 10-8 TLM	-
12	6	L	KORL 12-6TLM	-	STA KORL 12-6 TLM	-
12	8	L	KORL 12-8TLM	-	STA KORL 12-8 TLM	-
12	10	L	KORL 12-10TLM	-	STA KORL 12-10 TLM	-
15	6	L	KORL 15-6TLM	-	STA KORL 15-6 TLM	-
15	8	L	KORL 15-8TLM	-	STA KORL 15-8 TLM	-
15	10	L	KORL 15-10TLM	-	STA KORL 15-10 TLM	-
15	12	L	KORL 15-12TLM	-	STA KORL 15-12 TLM	-
18	6	L	KORL 18-6TLM	-	STA KORL 18-6 TLM	-
18	8	L	KORL 18-8TLM	-	STA KORL 18-8 TLM	-
18	10	L	KORL 18-10TLM	-	STA KORL 18-10 TLM	-
18	12	L	KORL 18-12TLM	-	STA KORL 18-12 TLM	-
18	15	L	KORL 18-15TLM	-	STA KORL 18-15 TLM	-
22	10	L	KORL 22-10TLM	-	STA KORL 22-10 TLM	-
22	12	L	KORL 22-12TLM	-	STA KORL 22-12 TLM	-
22	15	L	KORL 22-15TLM	-	STA KORL 22-15 TLM	-
22	18	L	KORL 22-18TLM	-	STA KORL 22-18 TLM	-
28	6	L	KORL 28-6TLM*	-	STA KORL 28-6 TLM	-
28	12	L	KORL 28-12TLM	-	STA KORL 28-12 TLM	-
28	15	L	KORL 28-15TLM	-	STA KORL 28-15 TLM	-
28	18	L	KORL 28-18TLM	-	STA KORL 28-18 TLM	-
28	22	L	KORL 28-22TLM	-	STA KORL 28-22 TLM	-
35	15	L	KORL 35-15TLM	-	STA KORL 35-15 TLM	-
35	18	L	KORL 35-18TLM	-	STA KORL 35-18 TLM	-
35	22	L	KORL 35-22TLM	-	STA KORL 35-22 TLM	-
35	28	L	KORL 35-28TLM	-	STA KORL 35-28 TLM	-
42	18	L	KORL 42-18TLM	-	STA KORL 42-18 TLM	-
42	22	L	KORL 42-22TLM	-	STA KORL 42-22 TLM	-
42	28	L	KORL 42-28TLM	-	STA KORL 42-28 TLM	-
42	35	L	KORL 42-35TLM	-	STA KORL 42-35 TLM	-

* Until end of stock / Hasta fin de existencias / Bis zum Ende des Lagerbestandes / Jusqu'à la fin du stock

TUBO PIPE	PIPE	SERIE SERIES	Referencia Part n°	€	Referencia Part n°	€
6	8	S	KORS 8-6TLM	-	STA KORS 8-6 TLM	-
6	10	S	KORS 10-6TLM	-	STA KORS 10-6 TLM	-
8	10	S	KORS 10-8TLM	-	STA KORS 10-8 TLM	-
6	12	S	KORS 12-6TLM	-	STA KORS 12-6 TLM	-
8	12	S	KORS 12-8TLM	-	STA KORS 12-8 TLM	-
10	12	S	KORS 12-10TLM	-	STA KORS 12-10 TLM	-
6	14	S	KORS 14-6TLM	-	STA KORS 14-6 TLM	-
8	14	S	KORS 14-8TLM	-	STA KORS 14-8 TLM	-
10	14	S	KORS 14-10TLM	-	STA KORS 14-10 TLM	-
12	14	S	KORS 14-12TLM	-	STA KORS 14-12 TLM	-
8	16	S	KORS 16-8TLM	-	STA KORS 16-8 TLM	-
10	16	S	KORS 16-10TLM	-	STA KORS 16-10 TLM	-
12	16	S	KORS 16-12TLM	-	STA KORS 16-12 TLM	-
14	16	S	KORS 16-14TLM	-	STA KORS 16-14 TLM	-
6	20	S	KORS 20-6TLM	-	STA KORS 20-6 TLM	-
8	20	S	KORS 20-8TLM	-	STA KORS 20-8 TLM	-
10	20	S	KORS 20-10TLM	-	STA KORS 20-10 TLM	-
12	20	S	KORS 20-12TLM	-	STA KORS 20-12 TLM	-
14	20	S	KORS 20-14TLM	-	STA KORS 20-14 TLM	-
16	20	S	KORS 20-16TLM	-	STA KORS 20-16 TLM	-
6	25	S	KORS 25-6TLM	-	STA KORS 25-6 TLM	-
8	25	S	KORS 25-8TLM	-	STA KORS 25-8 TLM	-
10	25	S	KORS 25-10TLM	-	STA KORS 25-10 TLM	-
12	25	S	KORS 25-12TLM	-	STA KORS 25-12 TLM	-
14	25	S	KORS 25-14TLM	-	STA KORS 25-14 TLM	-
16	25	S	KORS 25-16TLM	-	STA KORS 25-16 TLM	-
20	25	S	KORS 25-20TLM	-	STA KORS 25-20 TLM	-
12	30	S	KORS 30-12TLM*	-	STA KORS 30-12 TLM	-
16	30	S	KORS 30-16TLM	-	STA KORS 30-16 TLM	-
20	30	S	KORS 30-20TLM	-	STA KORS 30-20 TLM	-
25	30	S	KORS 30-25TLM	-	STA KORS 30-25 TLM	-
16	38	S	KORS 38-16TLM*	-	STA KORS 38-16 TLM	-
20	38	S	KORS 38-20TLM	-	STA KORS 38-20 TLM	-
25	38	S	KORS 38-25TLM	-	STA KORS 38-25 TLM	-
30	38	S	KORS 38-30TLM	-	STA KORS 38-30 TLM	-

* Until end of stock / Hasta fin de existencias / Bis zum Ende des Lagerbestandes / Jusqu'à la fin du stock

Adjustable stud elbow with o'ring

Racor en codo tubo-TL Métrica

W-Einschraubverschr. metr. mit Ü-Mutter

Coude orientable Métrique + o'ring



TUBO PIPE	SERIE SERIES	ROSCA THREAD	Referencia Part n°	€	Referencia Part n°	€
6	L	M12x1,5	EEL 6 TLM	-	STA EEL 6 TLM	-
8	L	M14x1,5	EEL 8 TLM	-	STA EEL 8 TLM	-
10	L	M16x1,5	EEL 10 TLM	-	STA EEL 10 TLM	-
12	L	M18x1,5	EEL 12 TLM	-	STA EEL 12 TLM	-
15	L	M22x1,5	EEL 15 TLM	-	STA EEL 15 TLM	-
18	L	M26x1,5	EEL 18 TLM	-	STA EEL 18 TLM	-
22	L	M30x2	EEL 22 TLM	-	STA EEL 22 TLM	-
28	L	M36x2	EEL 28 TLM	-	STA EEL 28 TLM	-
35	L	M45x2	EEL 35 TLM	-	STA EEL 35 TLM	-
42	L	M52x2	EEL 42 TLM	-	STA EEL 42 TLM	-
6	S	M14x1,5	EES 6 TLM	-	STA EES 6 TLM	-
8	S	M16x1,5	EES 8 TLM	-	STA EES 8 TLM	-
10	S	M18x1,5	EES 10 TLM	-	STA EES 10 TLM	-
12	S	M20x1,5	EES 12 TLM	-	STA EES 12 TLM	-
14	S	M22x1,5	EES 14 TLM	-	STA EES 14 TLM	-
16	S	M24x1,5	EES 16 TLM	-	STA EES 16 TLM	-
20	S	M30x2	EES 20 TLM	-	STA EES 20 TLM	-
25	S	M36x2	EES 25 TLM	-	STA EES 25 TLM	-
30	S	M42x2	EES 30 TLM	-	STA EES 30 TLM	-
38	S	M52x2	EES 38 TLM	-	STA EES 38 TLM	-

Adjustable stud branch TEE with o'ring

Racor en T tubo-TL Métrica

T-Einschraubverschr. metr. mit Ü-Mutter

Té Orientable Métrique + o'ring



TUBO PIPE	SERIE SERIES	ROSCA THREAD	Referencia Part n°	€	Referencia Part n°	€
6	L	M12x1,5	TEL 6 TLM	-	STA TEL 6 TLM	-
8	L	M14x1,5	TEL 8 TLM	-	STA TEL 8 TLM	-
10	L	M16x1,5	TEL 10 TLM	-	STA TEL 10 TLM	-
12	L	M18x1,5	TEL 12 TLM	-	STA TEL 12 TLM	-
15	L	M22x1,5	TEL 15 TLM	-	STA TEL 15 TLM	-
18	L	M26x1,5	TEL 18 TLM	-	STA TEL 18 TLM	-
22	L	M30x2	TEL 22 TLM	-	STA TEL 22 TLM	-
28	L	M36x2	TEL 28 TLM	-	STA TEL 28 TLM	-
35	L	M45x2	TEL 35 TLM	-	STA TEL 35 TLM	-
42	L	M52x2	TEL 42 TLM	-	STA TEL 42 TLM	-
6	S	M14x1,5	TES 6 TLM	-	STA TES 6 TLM	-
8	S	M16x1,5	TES 8 TLM	-	STA TES 8 TLM	-
10	S	M18x1,5	TES 10 TLM	-	STA TES 10 TLM	-
12	S	M20x1,5	TES 12 TLM	-	STA TES 12 TLM	-
14	S	M22x1,5	TES 14 TLM	-	STA TES 14 TLM	-
16	S	M24x1,5	TES 16 TLM	-	STA TES 16 TLM	-
20	S	M30x2	TES 20 TLM	-	STA TES 20 TLM	-
25	S	M36x2	TES 25 TLM	-	STA TES 25 TLM	-
30	S	M42x2	TES 30 TLM	-	STA TES 30 TLM	-
38	S	M52x2	TES 38 TLM	-	STA TES 38 TLM	-

Adjustable stud 45 elbow with o'ring

Racor en codo 45 tubo-TL Métrica

W-Einschraubverschr. 45 metr. mit Ü-Mutter

Coude 45 orientable Métrique + o'ring



TUBO PIPE	SERIE	ROSCA THREAD	Referencia Part n°	€
6	L	M12X1.5	STA FEL 6 TLM	-
8	L	M14X1.5	STA FEL 8 TLM	-
10	L	M16X1.5	STA FEL 10 TLM	-
12	L	M18X1.5	STA FEL 12 TLM	-
15	L	M22X1.5	STA FEL 15 TLM	-
18	L	M26X1.5	STA FEL 18 TLM	-
22	L	M30X2	STA FEL 22 TLM	-
28	L	M36X2	STA FEL 28 TLM	-
35	L	M45X2	STA FEL 35 TLM	-
42	L	M52X2	STA FEL 42 TLM	-
6	S	M14X1.5	STA FES 6 TLM	-
8	S	M16X1.5	STA FES 8 TLM	-
10	S	M18X1.5	STA FES 10 TLM	-
12	S	M20X1.5	STA FES 12 TLM	-
14	S	M22X1.5	STA FES 14 TLM	-
16	S	M24X1.5	STA FES 16 TLM	-
20	S	M30X2	STA FES 20 TLM	-
25	S	M36X2	STA FES 25 TLM	-
30	S	M42X2	STA FES 30 TLM	-
38	S	M52X2	STA FES 38 TLM	-

Adjustable stud barrel L with o'ring

Racor en L tubo-TL Métrica

W-Einschraubverschr. metr. mit Ü-Mutter

L Orientable renversé Métrique + o'ring



TUBO PIPE	SERIE SERIES	ROSCA THREAD	Referencia Part n°	€	Referencia Part n°	€
6	L	M12x1,5	LEL 6 TLM	-	STA LEL 6 TLM	-
8	L	M14x1,5	LEL 8 TLM	-	STA LEL 8 TLM	-
10	L	M16x1,5	LEL 10 TLM	-	STA LEL 10 TLM	-
12	L	M18x1,5	LEL 12 TLM	-	STA LEL 12 TLM	-
15	L	M22x1,5	LEL 15 TLM	-	STA LEL 15 TLM	-
18	L	M26x1,5	LEL 18 TLM	-	STA LEL 18 TLM	-
22	L	M30x2	LEL 22 TLM	-	STA LEL 22 TLM	-
28	L	M36x2	LEL 28 TLM	-	STA LEL 28 TLM	-
35	L	M45x2	LEL 35 TLM	-	STA LEL 35 TLM	-
42	L	M52x2	LEL 42 TLM	-	STA LEL 42 TLM	-
6	S	M14x1,5	LES 6 TLM	-	STA LES 6 TLM	-
8	S	M16x1,5	LES 8 TLM	-	STA LES 8 TLM	-
10	S	M18x1,5	LES 10 TLM	-	STA LES 10 TLM	-
12	S	M20x1,5	LES 12 TLM	-	STA LES 12 TLM	-
14	S	M22x1,5	LES 14 TLM	-	STA LES 14 TLM	-
16	S	M24x1,5	LES 16 TLM	-	STA LES 16 TLM	-
20	S	M30x2	LES 20 TLM	-	STA LES 20 TLM	-
25	S	M36x2	LES 25 TLM	-	STA LES 25 TLM	-
30	S	M42x2	LES 30 TLM	-	STA LES 30 TLM	-
38	S	M52x2	LES 38 TLM	-	STA LES 38 TLM	-

DIN 2353 Pipe fittings

Racores DIN 2353
Verschraubungen DIN 2353
Raccords à bague DIN 2353

TrAie®

Straight connection with o'ring

Racor unión TL-TL Métrica

Gerader Zwischenstutzen mit O-Ring

Union tournante Métrique égale



Straight stud standpipe adpt. w/captive seal & o'ring BSP cyl

Tubo roscado recto BSP TLM con junta

Ger. Einschraubstutzen BSP mit Drallmutter und Dichtung

Adapteur tube lisse x mâle gaz a/écrou + o'ring



TUBO PIPE	SERIE SERIES	Referencia Part n°	€
6	L	ATL 6	-
8	L	ATL 8	-
10	L	ATL 10	-
12	L	ATL 12	-
15	L	ATL 15	-
18	L	ATL 18	-
22	L	ATL 22	-
28	L	ATL 28	-
35	L	ATL 35	-
42	L	ATL 42	-
6	S	ATS 6	-
8	S	ATS 8	-
10	S	ATS 10	-
12	S	ATS 12	-
14	S	ATS 14	-
16	S	ATS 16	-
20	S	ATS 20	-
25	S	ATS 25	-
30	S	ATS 30	-
38	S	ATS 38	-

Straight stud metric standpipe adpt.w/captive seal-o'ring Met. cyl

Tubo roscado recto métrico TLM con junta

Ger. Einschraubstutzen metr. mit Drallmutter und Dichtung

Adapteur tube lisse x mâle met.a/écrou Met.+o'ring



TUBO PIPE	SERIE SERIES	ROSCA THREAD	Referencia Part n°	€
6	L	1/8" BSP	RAL 6 TLM R 1/8	-
8	L	1/4" BSP	RAL 8 TLM R 1/4	-
10	L	1/4" BSP	RAL 10 TLM R 1/4	-
10	L	3/8" BSP	RAL 10 TLM R 3/8	-
12	L	1/4" BSP	RAL 12 TLM R 1/4	-
12	L	3/8" BSP	RAL 12 TLM R 3/8	-
12	L	1/2" BSP	RAL 12 TLM R 1/2	-
15	L	3/8" BSP	RAL 15 TLM R 3/8	-
15	L	1/2" BSP	RAL 15 TLM R 1/2	-
18	L	1/2" BSP	RAL 18 TLM R 1/2	-
18	L	3/4" BSP	RAL 18 TLM R 3/4	-
22	L	3/4" BSP	RAL 22 TLM R 3/4	-
28	L	1" BSP	RAL 28 TLM R 1	-
35	L	1 1/4" BSP	RAL 35 TLM R 1 1/4	-
42	L	1 1/2" BSP	RAL 42 TLM R 1 1/2	-
6	S	1/4" BSP	RAS 6 TLM R 1/4	-
8	S	1/4" BSP	RAS 8 TLM R 1/4	-
10	S	3/8" BSP	RAS 10 TLM R 3/8	-
12	S	3/8" BSP	RAS 12 TLM R 3/8	-
14	S	1/2" BSP	RAS 14 TLM R 1/2	-
16	S	1/2" BSP	RAS 16 TLM R 1/2	-
20	S	3/4" BSP	RAS 20 TLM R 3/4	-
25	S	1" BSP	RAS 25 TLM R 1	-
30	S	1 1/4" BSP	RAS 30 TLM R 1 1/4	-
38	S	1 1/2" BSP	RAS 38 TLM R 1 1/2	-

TUBO PIPE	SERIE SERIES	ROSCA THREAD	Referencia Part n°	€
6	L	M10X1	RAL 6 TLM M 10X1	-
8	L	M12X1.5	RAL 8 TLM M 12X1.5	-
8	L	14X1,5	RAL 8 TLM M 14X1.5*	-
10	L	M14X1.5	RAL 10 TLM M 14X1.5	-
12	L	M16X1.5	RAL 12 TLM M 16X1.5	-
15	L	M18X1.5	RAL 15 TLM M 18X1.5	-
18	L	M22X1.5	RAL 18 TLM M 22X1.5	-
22	L	M26X1.5	RAL 22 TLM M 26X1.5	-
28	L	M33X2	RAL 28 TLM M 33X2	-
35	L	M42X2	RAL 35 TLM M 42X2	-
42	L	M48X2	RAL 42 TLM M 48X2	-
6	S	M12X1.5	RAS 6 TLM M 12X1.5	-
8	S	M14X1.5	RAS 8 TLM M 14X1.5	-
10	S	M16X1.5	RAS 10 TLM M 16X1.5	-
12	S	M18X1.5	RAS 12 TLM M 18X1.5	-
14	S	M20X1.5	RAS 14 TLM M 20X1.5	-
16	S	M22X1.5	RAS 16 TLM M 22X1.5	-
20	S	M27X2	RAS 20 TLM M 27X2	-
25	S	M33X2	RAS 25 TLM M 33X2	-
30	S	M42X2	RAS 30 TLM M 42X2	-
38	S	M48X2	RAS 38 TLM M 48X2	-

* Until end of stock / Hasta fin de existencias / Bis zum Ende des Lagerbestandes / Jusqu'à la fin du stock

Welding straight coupling

Racor recto para soldar

Gerade Anschweiß-Versch. (GAV)

Mamelon hexagonal à souder Métrique (DIN 2353)
équipé avec bague et écrou



TUBO PIPE	SERIE SERIES	Referencia Part n°	€	Referencia Part n°	€
6	L	ASL 6	-	STA ASL 6	-
8	L	ASL 8	-	STA ASL 8	-
10	L	ASL 10	-	STA ASL 10	-
12	L	ASL 12	-	STA ASL 12	-
15	L	ASL 15	-	STA ASL 15	-
18	L	ASL 18	-	STA ASL 18	-
22	L	ASL 22	-	STA ASL 22	-
28	L	ASL 28	-	STA ASL 28	-
35	L	ASL 35	-	STA ASL 35	-
42	L	ASL 42	-	STA ASL 42	-
6	S	ASS 6	-	STA ASS 6	-
8	S	ASS 8	-	STA ASS 8	-
10	S	ASS 10	-	STA ASS 10	-
12	S	ASS 12	-	STA ASS 12	-
14	S	ASS 14	-	STA ASS 14	-
16	S	ASS 16	-	STA ASS 16	-
20	S	ASS 20	-	STA ASS 20	-
25	S	ASS 25	-	STA ASS 25	-
30	S	ASS 30	-	STA ASS 30	-
38	S	ASS 38	-	STA ASS 38	-

Weldable bulkhead coupling

Racor pasatabique para soldar

Schweiß-Schottverschraubung (ESV)

Union double passe cloison Métrique à souder



TUBO PIPE	SERIE SERIES	Referencia Part n°	€	Referencia Part n°	€
6	L	ESVL 6	-	STA ESVL 6	-
8	L	ESVL 8	-	STA ESVL 8	-
10	L	ESVL 10	-	STA ESVL 10	-
12	L	ESVL 12	-	STA ESVL 12	-
15	L	ESVL 15	-	STA ESVL 15	-
18	L	ESVL 18	-	STA ESVL 18	-
22	L	ESVL 22	-	STA ESVL 22	-
28	L	ESVL 28	-	STA ESVL 28	-
35	L	ESVL 35	-	STA ESVL 35	-
42	L	ESVL 42	-	STA ESVL 42	-
6	S	ESVS 6	-	STA ESVS 6	-
8	S	ESVS 8	-	STA ESVS 8	-
10	S	ESVS 10	-	STA ESVS 10	-
12	S	ESVS 12	-	STA ESVS 12	-
14	S	ESVS 14	-	STA ESVS 14	-
16	S	ESVS 16	-	STA ESVS 16	-
20	S	ESVS 20	-	STA ESVS 20	-
25	S	ESVS 25	-	STA ESVS 25	-
30	S	ESVS 30	-	STA ESVS 30	-
38	S	ESVS 38	-	STA ESVS 38	-

Welding nipple

Boquilla para soldar

Schweißkegel (SK)

Collet cône Métrique (DIN 2353) à souder (BW) o'ring



TUBO PIPE	SERIE SERIES	Referencia Part n°	€
15X2.5	L	ORIL 15	-
18X2.5	L	ORIL 18	-
22X2.5	L	ORIL 22	-
28X3	L	ORIL 28	-
35X4	L	ORIL 35	-
42X3	L	ORIL 42	-
6X2	L/S	ORIS 6	-
8X2	L/S	ORIS 8	-
8X1.5	L/S	ORIS 8X1.5*	-
10X2	L/S	ORIS 10X2	-
12X2	L/S	ORIS 12	-
12X2.5	L/S	ORIS 12X2.5	-
14X2	L/S	ORIS 14X2*	-
14X3	S	ORIS 14X3	-
16X3	S	ORIS 16X3	-
20X2.5	S	ORIS 20X2.5	-
20X3	S	ORIS 20X3	-
20X4	S	ORIS 20X4	-
25X4	S	ORIS 25X4	-
30x4	S	ORIS 30X4	-
30x5	S	ORIS 30X5	-
38x5	S	ORIS 38X5	-

* Until end of stock / Hasta fin de existencias / Bis zum Ende des Lagerbestandes / Jusqu'à la fin du stock

DIN 2353 Pipe fittings

Racores DIN 2353
Verschraubungen DIN 2353
Raccords à bague DIN 2353

TrAle®

Straight bulkhead coupling

Racor recto pasatabiques con tuerca

Gerade Schottverschraubung - GSV

Union double passe cloison



Metric nut bulkhead

Tuerca pasatabiques Métrica

Metr. Mutter Schottverschraubung

Ecrou passe cloison Métrique



TUBO PIPE	SERIE SERIES	Referencia Part n°	€	Referencia Part n°	€
6	L	SVL 6	-	STA SVL 6	-
8	L	SVL 8	-	STA SVL 8	-
10	L	SVL 10	-	STA SVL 10	-
12	L	SVL 12	-	STA SVL 12	-
15	L	SVL 15	-	STA SVL 15	-
18	L	SVL 18	-	STA SVL 18	-
22	L	SVL 22	-	STA SVL 22	-
28	L	SVL 28	-	STA SVL 28	-
35	L	SVL 35	-	STA SVL 35	-
42	L	SVL 42	-	STA SVL 42	-
6	S	SVS 6	-	STA SVS 6	-
8	S	SVS 8	-	STA SVS 8	-
10	S	SVS 10	-	STA SVS 10	-
12	S	SVS 12	-	STA SVS 12	-
14	S	SVS 14	-	STA SVS 14	-
16	S	SVS 16	-	STA SVS 16	-
20	S	SVS 20	-	STA SVS 20	-
25	S	SVS 25	-	STA SVS 25	-
30	S	SVS 30	-	STA SVS 30	-
38	S	SVS 38	-	STA SVS 38	-

ROSCA THREAD	Referencia Part n°	€
M 12x1,5	TP 06 L	-
M 14x1,5	TP 08 L	-
M 16x1,5	TP 10 L	-
M 18x1,5	TP 12 L	-
M 22x1,5	TP 15 L	-
M 26x1,5	TP 18 L	-
M 30x2	TP 22 L	-
M 36x2	TP 28 L	-
M45x2	TP 35 L	-
M 52x2	TP 42 L	-
M 20x1,5	TP 12 S	-
M 24x1,5	TP 16 S	-
M 42x2	TP 30 S	-

Elbow bulkhead coupling

Racor en codo pasatabiques con tuerca

W-Schottversch. - WSV

Coude égal passe cloison



TUBO PIPE	SERIE SERIES	Referencia Part n°	€	Referencia Part n°	€
6	L	USVL 6	-	STA USVL 6	-
8	L	USVL 8	-	STA USVL 8	-
10	L	USVL 10	-	STA USVL 10	-
12	L	USVL 12	-	STA USVL 12	-
15	L	USVL 15	-	STA USVL 15	-
18	L	USVL 18	-	STA USVL 18	-
22	L	USVL 22	-	STA USVL 22	-
28	L	USVL 28	-	STA USVL 28	-
35	L	USVL 35	-	STA USVL 35	-
42	L	USVL 42	-	STA USVL 42	-
8	S	USVS 8	-	STA USVS 8	-
10	S	USVS 10	-	STA USVS 10	-
12	S	USVS 12	-	STA USVS 12	-
14	S	USVS 14	-	STA USVS 14	-
16	S	USVS 16	-	STA USVS 16	-
20	S	USVS 20	-	STA USVS 20	-
25	S	USVS 25	-	STA USVS 25	-
30	S	USVS 30	-	STA USVS 30	-
38	S	USVS 38	-	STA USVS 38	-

Female stud coupling

Racor recto hembra rosca BSP

Gerade Aufschraub-Versch. BSP - GAI-R

Union simple femelle gaz




TUBO PIPE	SERIE SERIES	ROSCA THREAD	Referencia Part n°	€	Referencia Part n°	€
6	L	1/8" BSP	GAIL 6 R 1/8	-	STA GAIL 6 R 1/8	-
8	L	1/4" BSP	GAIL 8 R 1/4	-	STA GAIL 8 R 1/4	-
10	L	1/4" BSP	GAIL 10 R 1/4	-	STA GAIL 10 R 1/4	-
10	L	3/8" BSP	GAIL 10 R 3/8	-	STA GAIL 10 R 3/8	-
10	L	1/2" BSP	GAIL 10 R 1/2	-	STA GAIL 10 R 1/2	-
12	L	3/8" BSP	GAIL 12 R 3/8	-	STA GAIL 12 R 3/8	-
12	L	1/2" BSP	GAIL 12 R 1/2	-	STA GAIL 12 R 1/2	-
15	L	1/2" BSP	GAIL 15 R 1/2	-	STA GAIL 15 R 1/2	-
18	L	1/2" BSP	GAIL 18 R 1/2	-	STA GAIL 18 R 1/2	-
22	L	3/4" BSP	GAIL 22 R 3/4	-	STA GAIL 22 R 3/4	-
28	L	1" BSP	GAIL 28 R 1	-	STA GAIL 28 R 1	-
35	L	1 1/4" BSP	GAIL 35 R 1 1/4	-	STA GAIL 35 R 1 1/4	-
42	L	1 1/2" BSP	GAIL 42 R 1 1/2	-	STA GAIL 42 R 1 1/2	-
6	S	1/4" BSP	GAIS 6 R 1/4	-	STA GAIS 6 R 1/4	-
8	S	1/4" BSP	GAIS 8 R 1/4	-	STA GAIS 8 R 1/4	-
10	S	3/8" BSP	GAIS 10 R 3/8	-	STA GAIS 10 R 3/8	-
12	S	3/8" BSP	GAIS 12 R 3/8	-	STA GAIS 12 R 3/8	-
14	S	1/2" BSP	GAIS 14 R 1/2	-	STA GAIS 14 R 1/2	-
16	S	1/2" BSP	GAIS 16 R 1/2	-	STA GAIS 16 R 1/2	-
20	S	3/4" BSP	GAIS 20 R 3/4	-	STA GAIS 20 R 3/4	-
25	S	1" BSP	GAIS 25 R 1	-	STA GAIS 25 R 1	-
30	S	1 1/4" BSP	GAIS 30 R 1 1/4	-	STA GAIS 30 R 1 1/4	-
38	S	1 1/2" BSP	GAIS 38 R 1 1/2	-	STA GAIS 38 R 1 1/2	-

Female stud coupling Metric cyl

Racor recto hembra rosca Métrica

Gerade Aufschraub-Versch. - GAI metr.

Union simple femelle Métrique



TUBO PIPE	SERIE SERIES	ROSCA THREAD	Referencia Part n°	€	Referencia Part n°	€
6	L	M10x1	GAIL 6 M 10X1	-	STA GAIL 6 M 10X1	-
8	L	M12x1,5	GAIL 8 M 12X1.5	-	STA GAIL 8 M 12X1.5	-
10	L	M14x1,5	GAIL 10 M 14X1.5	-	STA GAIL 10 M 14X1.5	-
12	L	M16x1,5	GAIL 12 M 16X1.5	-	STA GAIL 12 M 16X1.5	-
15	L	M18x1,5	GAIL 15 M 18X1.5	-	STA GAIL 15 M 18X1.5	-
18	L	M22x1,5	GAIL 18 M 22X1.5	-	STA GAIL 18 M 22X1.5	-
22	L	M26x1,5	GAIL 22 M 26X1.5	-	STA GAIL 22 M 26X1.5	-
6	S	M12x1,5	GAIS 6 M 12X1.5	-	STA GAIS 6 M 12X1.5	-
8	S	M14x1,5	GAIS 8 M 14X1.5	-	STA GAIS 8 M 14X1.5	-
10	S	M16x1,5	GAIS 10 M 16X1.5	-	STA GAIS 10 M 16X1.5	-
12	S	M18x1,5	GAIS 12 M 18X1.5	-	STA GAIS 12 M 18X1.5	-
14	S	M20x1,5	GAIS 14 M 20X1.5	-	STA GAIS 14 M 20X1.5	-
16	S	M22x1,5	GAIS 16 M 22X1.5	-	STA GAIS 16 M 22X1.5	-
20	S	M27x2	GAIS 20 M 27X2	-	STA GAIS 20 M 27X2	-

Gauge coupling BSP cyl

Racor para manómetro BSP

Manometer-Verschraubung BSP ZYL - MAV-BSP

Union pour manomètre gaz



TUBO PIPE	SERIE SERIES	ROSCA THREAD	Referencia Part n°	€	Referencia Part n°	€
6	L	1/4" BSP	MAVL 6 R 1/4	-	STA MAVL 6 R 1/4	-
8	L	1/4" BSP	MAVL 8 R 1/4	-	STA MAVL 8 R 1/4	-
10	L	1/4" BSP	MAVL 10 R 1/4	-	STA MAVL 10 R 1/4	-
12	L	1/4" BSP	MAVL 12 R 1/4	-	STA MAVL 12 R 1/4	-
6	S	1/2" BSP	MAVS 6 R 1/2	-	---	-
8	S	1/2" BSP	MAVS 8 R 1/2	-	---	-
10	S	1/2" BSP	MAVS 10 R 1/2	-	---	-
12	S	1/2" BSP	MAVS 12 R 1/2	-	---	-


Gauge coupling DKOL/DKOS

Racor para manómetro DKOL/DKOS

Manometer-Verschraubung DKOL/DKOS

Raccord union pour manomètre DKOL/DKOS

NEW



TUBO PIPE	SERIE SERIES	ROSCA THREAD	Referencia Part n°	€
6	L	1/4	MAFL 6 R 1/4	-
8	L	1/4	MAFL 8 R 1/4	-
10	L	1/4	MAFL 10 R 1/4	-
12	L	1/4	MAFL 12 R 1/4	-
6	S	1/2	MAFS 6 R 1/2	-
8	S	1/2	MAFS 8 R 1/2	-
10	S	1/2	MAFS 10 R 1/2	-
12	S	1/2	MAFS 12 R 1/2	-

Seal for gauge coupling

Arandela para manómetros

Dichtkanten-Ring für Manometer-Anschlüsse - DKI

Bague pour manomètres



ROSCA THREAD	Referencia Part n°	€
1/4" BSP	AM 1/4	-
1/2" BSP	AM 1/2	-

DIN 2353 Pipe fittings

Racores DIN 2353
Verschraubungen DIN 2353
Raccords à bague DIN 2353

TrAle®

Elbow banjo coupling with captive seal and o-ring BSP cyl

Racor en codo orientable sin estrangulador rosca BSP

Schwenkversch. mit Dichtkegel und O-Ring BSP ZYL

Equerre orientable sans étrangleur gaz BSP (passage total)



90° Adjustable male stud elbow BSP - Metric

Racor en codo orientable BSP-Métrico

90° Einstellbare W-Versch. BSP - metr.

Coude réglable mâle BSP - Métrique



TUBO PIPE	SERIE SERIES	ROSCA THREAD	Referencia Part n°	€	Referencia Part n°	€
6	LL	1/8" BSP	WSVLL 6 R 1/8	-	STA WSVLL 6 R 1/8	-
8	LL	1/8" BSP	WSVLL 8 R 1/8	-	STA WSVLL 8 R 1/8	-
6	L	1/8" BSP	WSVL 6 R 1/8	-	STA WSVL 6 R 1/8	-
8	L	1/4" BSP	WSVL 8 R 1/4	-	STA WSVL 8 R 1/4	-
10	L	1/4" BSP	WSVL 10 R 1/4	-	STA WSVL 10 R 1/4	-
12	L	1/4" BSP	WSVL 12 R 1/4	-	STA WSVL 12 R 1/4	-
12	L	3/8" BSP	WSVL 12 R 3/8	-	STA WSVL 12 R 3/8	-
15	L	1/2" BSP	WSVL 15 R 1/2	-	STA WSVL 15 R 1/2	-
18	L	1/2" BSP	WSVL 18 R 1/2	-	STA WSVL 18 R 1/2	-
22	L	3/4" BSP	WSVL 22 R 3/4	-	STA WSVL 22 R 3/4	-
28	L	1" BSP	WSVL 28 R 1	-	STA WSVL 28 R 1	-
35	L	1 1/4" BSP	WSVL 35 R 1 1/4	-	STA WSVL 35 R 1 1/4	-
42	L	1 1/2" BSP	WSVL 42 R 1 1/2	-	STA WSVL 42 R 1 1/2	-
6	S	1/4" BSP	WSVS 6 R 1/4	-	STA WSVS 6 R 1/4	-
8	S	1/4" BSP	WSVS 8 R 1/4	-	STA WSVS 8 R 1/4	-
10	S	3/8" BSP	WSVS 10 R 3/8	-	STA WSVS 10 R 3/8	-
12	S	3/8" BSP	WSVS 12 R 3/8	-	STA WSVS 12 R 3/8	-
14	S	1/2" BSP	WSVS 14 R 1/2	-	STA WSVS 14 R 1/2	-
16	S	1/2" BSP	WSVS 16 R 1/2	-	STA WSVS 16 R 1/2	-
20	S	3/4" BSP	WSVS 20 R 3/4	-	STA WSVS 20 R 3/4	-
25	S	1" BSP	WSVS 25 R 1	-	STA WSVS 25 R 1	-
30	S	1 1/4" BSP	WSVS 30 R 1 1/4	-	STA WSVS 30 R 1 1/4	-
38	S	1 1/2" BSP	WSVS 38 R 1 1/2	-	STA WSVS 38 R 1 1/2	-

TUBO PIPE	SERIE SERIES	ROSCA THREAD	Referencia Part n°	€
6	L	M12X1,5 1/8" BSP	STA WEE 6L R 1/8	-
8	L	M14X1,5 1/4" BSP	STA WEE 8L R 1/4	-
10	L	M16X1,5 1/4" BSP	STA WEE 10L R 1/4	-
12	L	M18X1,5 3/8" BSP	STA WEE 12L R 3/8	-
15	L	M22X1,5 1/2" BSP	STA WEE 15L R 1/2	-
18	L	M26X1,5 1/2" BSP	STA WEE 18L R 1/2	-
22	L	M30X2 3/4" BSP	STA WEE 22L R 3/4	-
16	S	M24X1,5 1/2" BSP	STA WEE 16S R 1/2	-
20	S	M30X2 3/4" BSP	STA WEE 20S R 3/4	-
25	S	M36X2 1" BSP	STA WEE 25S R 1	-

Elbow banjo coupling with captive seal and o'ring metric cyl

Racor en codo orientable sin estrangulador rosca
Métrica

Schwenkversch. mit Dichtkegel und O-Ring metr. ZYL

Equerre orientable sans étrangleur métrique (passage total)



TUBO PIPE	SERIE SERIES	ROSCA THREAD	Referencia Part n°	€	Referencia Part n°	€
6	LL	M10X1	WSVLL 6 M 10X1	-	STA WSVLL 6 M 10X1	-
8	LL	M10X1	WSVLL 8 M 10X1	-	STA WSVLL 8 M 10X1	-
6	L	M10X1	WSVL 6 M 10X1	-	STA WSVL 6 M 10X1	-
8	L	M12X1.5	WSVL 8 M 12X1.5	-	STA WSVL 8 M 12X1.5	-
10	L	M14X1.5	WSVL 10 M 14X1.5	-	STA WSVL 10 M 14X1.5	-
12	L	M16X1.5	WSVL 12 M 16X1.5	-	STA WSVL 12 M 16X1.5	-
15	L	M18X1.5	WSVL 15 M 18X1.5	-	STA WSVL 15 M 18X1.5	-
18	L	M22X1.5	WSVL 18 M 22X1.5	-	STA WSVL 18 M 22X1.5	-
22	L	M26X1.5	WSVL 22 M 26X1.5	-	STA WSVL 22 M 26X1.5	-
28	L	M33X2	WSVL 28 M 33X2	-	STA WSVL 28 M 33X2	-
42	L	M48X2	WSVL 42 M 48X2	-	STA WSVL 42 M 48X2	-
8	S	M14X1.5	WSVS 8 M 14X1.5	-	STA WSVS 8 M 14X1.5	-
10	S	M16X1.5	WSVS 10 M 16X1.5	-	STA WSVS 10 M 16X1.5	-
12	S	M18X1.5	WSVS 12 M 18X1.5	-	STA WSVS 12 M 18X1.5	-
16	S	M22X1.5	WSVS 16 M 22X1.5	-	STA WSVS 16 M 22X1.5	-
20	S	M27X2	WSVS 20 M 27X2	-	STA WSVS 20 M 27X2	-
30	S	M42X2	WSVS 30 M 42X2	-	STA WSVS 30 M 42X2	-
38	S	M48x2	WSVS 38 M 48X2	-	STA WSVS 38 M 48X2	-

DIN 2353 Pipe fittings

Racores DIN 2353
Verschraubungen DIN 2353
Raccords à bague DIN 2353

Blanking plug with o'ring

Tapón de cierre para tubo

Verschlusskegel mit O-Ring

Bouchon de fermeture avec o'ring




TUBO PIPE	SERIE SERIES	Referencia Part n°	€
6	L/S	BUTZEN L 6	-
8	L/S	BUTZEN L 8	-
10	L/S	BUTZEN L 10	-
12	L/S	BUTZEN L 12	-
15	L	BUTZEN L 15	-
18	L	BUTZEN L 18	-
22	L	BUTZEN L 22	-
28	L	BUTZEN L 28	-
35	L	BUTZEN L 35	-
42	L	BUTZEN L 42	-
14	S	BUTZEN S 14	-
16	S	BUTZEN S 16	-
20	S	BUTZEN S 20	-
25	S	BUTZEN S 25	-
30	S	BUTZEN S 30	-
38	S	BUTZEN S 38	-

24° Metric Plug

Tapón macho métrico 24°

Metr. 24° Verschlussstopfen

Bouchon mâle métrique 24°



TUBO PIPE	SERIE SERIES	ROSCA THREAD	Referencia Part n°	€
6	L	12x1.5	STA TML 6	-
8	L	14x1.5	STA TML 8	-
10	L	16x1.5	STA TML 10	-
12	L	18x1.5	STA TML 12	-
15	L	22x1.5	STA TML 15	-
18	L	26x1.5	STA TML 18	-
22	L	30x2	STA TML 22	-
28	L	36x2	STA TML 28	-
35	L	45x2	STA TML 35	-
42	L	52x2	STA TML 42	-
6	S	14x1.5	STA TMS 6	-
8	S	16x1.5	STA TMS 8	-
10	S	18x1.5	STA TMS 10	-
12	S	20x1.5	STA TMS 12	-
14	S	22x1.5	STA TMS 14	-
16	S	24x1.5	STA TMS 16	-
20	S	30x2	STA TMS 20	-
25	S	36x2	STA TMS 25	-
30	S	42x2	STA TMS 30	-
38	S	52x2	STA TMS 38	-

Blanking plug with captive seal BSP cyl

Tapón de cierre Allen rosca BSP con junta

Verschlussverschraubung Allen mit Dichtung BSP

Bouchon Allen gaz avec o'ring



ROSCA THREAD	Referencia Part n°	€
1/8" BSP	STOPFEN 1/8	-
1/4" BSP	STOPFEN 1/4	-
3/8" BSP	STOPFEN 3/8	-
1/2" BSP	STOPFEN 1/2	-
3/4" BSP	STOPFEN 3/4	-
1" BSP	STOPFEN 1	-
1"1/4 BSP	STOPFEN 1 1/4	-
1"1/2 BSP	STOPFEN 1 1/2	-
2" BSP	STOPFEN 2	-

Blanking plug with captive seal Metric cyl

Tapón de cierre Allen rosca Métrica con junta

Verschlussverschraubung Allen mit Dichtung Metr.

Bouchon Allen Métrique avec o'ring



ROSCA THREAD		Referencia Part n°	€
M8x1	NEW	STOPFEN M 8x1 L8	-
M8x1	NEW	STOPFEN M 8x1	-
M10X1		STOPFEN M 10X1	-
M12X1.5		STOPFEN M 12X1.5	-
M14X1.5		STOPFEN M 14X1.5	-
M16X1.5		STOPFEN M 16X1.5	-
M18X1.5		STOPFEN M 18X1.5	-
M20X1.5		STOPFEN M 20X1.5	-
M22X1.5		STOPFEN M 22X1.5	-
M26X1.5		STOPFEN M 26X1.5	-
M27X2		STOPFEN M 27X2	-
M33X2		STOPFEN M 33X2	-
M42X2		STOPFEN M 42X2	-
M48X2		STOPFEN M 48X2	-

DIN 2353 Pipe fittings

Racores DIN 2353
Verschraubungen DIN 2353
Raccords à bague DIN 2353


TrAle®

Non-return valve tube-tube

Antirretorno tubo-tubo

Rückschlagventil Rohr-Rohr

Clapet antiretour tube-tube




Non-return valve flow towards male stud end BSP cyl

Antirretorno tubo - rosca BSP

Rückschlagventil Rohr-BSP

Clapet antiretour unidir. à droite tube-mâle BSP



TUBO PIPE	SERIE SERIES	Referencia Part n°	€	Referencia Part n°	€
6	L	RHDL 6	-	STA RHDL 6	-
8	L	RHDL 8	-	STA RHDL 8	-
10	L	RHDL 10	-	STA RHDL 10	-
12	L	RHDL 12	-	STA RHDL 12	-
15	L	RHDL 15	-	STA RHDL 15	-
18	L	RHDL 18	-	STA RHDL 18	-
22	L	RHDL 22	-	STA RHDL 22	-
28	L	RHDL 28	-	STA RHDL 28	-
35	L	RHDL 35	-	STA RHDL 35	-
42	L	RHDL 42	-	STA RHDL 42	-
6	S	RHDS 6	-	STA RHDS 6	-
8	S	RHDS 8	-	STA RHDS 8	-
10	S	RHDS 10	-	STA RHDS 10	-
12	S	RHDS 12	-	STA RHDS 12	-
14	S	RHDS 14	-	STA RHDS 14	-
16	S	RHDS 16	-	STA RHDS 16	-
20	S	RHDS 20	-	STA RHDS 20	-
25	S	RHDS 25	-	STA RHDS 25	-
30	S	RHDS 30	-	STA RHDS 30	-
38	S	RHDS 38	-	STA RHDS 38	-

Setting 1 bar. For other standard spring pressures, consult us. / Taraje 1 bar. Para otras presiones de tarado estandard, consultar. / Einstellung-Druck 1 bar. Bitte kontaktieren Sie uns für andere Standard-Drucke. / Tarage 1 bar. Pour d'autres pressions ressort standard, consultez-nous.

TUBO PIPE	SERIE SERIES	ROSCA THREAD	Referencia Part n°	€	Referencia Part n°	€
6	L	1/8" BSP	RHZL 6 R 1/8	-	STA RHZL 6 R 1/8	-
8	L	1/4" BSP	RHZL 8 R 1/4	-	STA RHZL 8 R 1/4	-
10	L	1/4" BSP	RHZL 10 R 1/4	-	STA RHZL 10 R 1/4	-
12	L	3/8" BSP	RHZL 12 R 3/8	-	STA RHZL 12 R 3/8	-
15	L	1/2" BSP	RHZL 15 R 1/2	-	STA RHZL 15 R 1/2	-
18	L	1/2" BSP	RHZL 18 R 1/2	-	STA RHZL 18 R 1/2	-
22	L	3/4" BSP	RHZL 22 R 3/4	-	STA RHZL 22 R 3/4	-
28	L	1" BSP	RHZL 28 R 1	-	STA RHZL 28 R 1	-
35	L	1 1/4" BSP	RHZL 35 R 1 1/4	-	STA RHZL 35 R 1 1/4	-
42	L	1 1/2" BSP	RHZL 42 R 1 1/2	-	STA RHZL 42 R 1 1/2	-
6	S	1/4" BSP	RHZS 6 R 1/4	-	STA RHZS 6 R 1/4	-
8	S	1/4" BSP	RHZS 8 R 1/4	-	STA RHZS 8 R 1/4	-
10	S	3/8" BSP	RHZS 10 R 3/8	-	STA RHZS 10 R 3/8	-
12	S	3/8" BSP	RHZS 12 R 3/8	-	STA RHZS 12 R 3/8	-
14	S	1/2" BSP	RHZS 14 R 1/2	-	STA RHZS 14 R 1/2	-
16	S	1/2" BSP	RHZS 16 R 1/2	-	STA RHZS 16 R 1/2	-
20	S	3/4" BSP	RHZS 20 R 3/4	-	STA RHZS 20 R 3/4	-
25	S	1" BSP	RHZS 25 R 1	-	STA RHZS 25 R 1	-
30	S	1 1/4" BSP	RHZS 30 R 1 1/4	-	STA RHZS 30 R 1 1/4	-
38	S	1 1/2" BSP	RHZS 38 R 1 1/2	-	STA RHZS 38 R 1 1/2	-

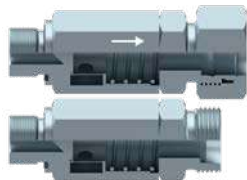
Setting 1 bar. For other standard spring pressures, consult us. / Taraje 1 bar. Para otras presiones de tarado estandard, consultar. / Einstellung-Druck 1 bar. Bitte kontaktieren Sie uns für andere Standard-Drucke. / Tarage 1 bar. Pour d'autres pressions ressort standard, consultez-nous.

Non-return valve flow from male stud end BSP cyl

Antirretorno rosca BSP - tubo

Rückschlagventil BSP-Rohr

Clapet antiretour unidir. à gauche mâle BSP-tube



TUBO PIPE	SERIE SERIES	ROSCA THREAD	Referencia Part n°	€	Referencia Part n°	€
6	L	1/8" BSP	RHVL 6 R 1/8	-	STA RHVL 6 R 1/8	-
8	L	1/4" BSP	RHVL 8 R 1/4	-	STA RHVL 8 R 1/4	-
10	L	1/4" BSP	RHVL 10 R 1/4	-	STA RHVL 10 R 1/4	-
12	L	3/8" BSP	RHVL 12 R 3/8	-	STA RHVL 12 R 3/8	-
15	L	1/2" BSP	RHVL 15 R 1/2	-	STA RHVL 15 R 1/2	-
18	L	1/2" BSP	RHVL 18 R 1/2	-	STA RHVL 18 R 1/2	-
22	L	3/4" BSP	RHVL 22 R 3/4	-	STA RHVL 22 R 3/4	-
28	L	1" BSP	RHVL 28 R 1	-	STA RHVL 28 R 1	-
35	L	1 1/4" BSP	RHVL 35 R 1 1/4	-	STA RHVL 35 R 1 1/4	-
42	L	1 1/2" BSP	RHVL 42 R 1 1/2	-	STA RHVL 42 R 1 1/2	-
6	S	1/4" BSP	RHVS 6 R 1/4	-	STA RHVS 6 R 1/4	-
8	S	1/4" BSP	RHVS 8 R 1/4	-	STA RHVS 8 R 1/4	-
10	S	3/8" BSP	RHVS 10 R 3/8	-	STA RHVS 10 R 3/8	-
12	S	3/8" BSP	RHVS 12 R 3/8	-	STA RHVS 12 R 3/8	-
14	S	1/2" BSP	RHVS 14 R 1/2	-	STA RHVS 14 R 1/2	-
16	S	1/2" BSP	RHVS 16 R 1/2	-	STA RHVS 16 R 1/2	-
20	S	3/4" BSP	RHVS 20 R 3/4	-	STA RHVS 20 R 3/4	-
25	S	1" BSP	RHVS 25 R 1	-	STA RHVS 25 R 1	-
30	S	1 1/4" BSP	RHVS 30 R 1 1/4	-	STA RHVS 30 R 1 1/4	-
38	S	1 1/2" BSP	RHVS 38 R 1 1/2	-	STA RHVS 38 R 1 1/2	-

Setting 1 bar. For other standard spring pressures, consult us. / Taraje 1 bar. Para otras presiones de tarado estandard, consultar. / Einstellung-Druck 1 bar. Bitte kontaktieren Sie uns für andere Standard-Drucke. / Tarage 1 bar. Pour d'autres pressions ressort standard, consultez-nous.

JIC 37° Nuts

Tuercas JIC 37°

Muttern JIC 37° - M JIC

Écrous JIC 37°




TUBO PIPE	ROSCA THREAD	Referencia Part n°	€	
6	1/4	7/16" 20h UNF	S11006	-
8	5/16	1/2" 20h UNF	S11008	-
10	3/8	9/16" 18h UNF	S11010	-
12	1/2	3/4" 16h UNF	S11012	-
14-15-16	5/8	7/8" 14h UNF	S11016	-
18-20	-	1"1/16 12h UNF	S11020	-
-	3/4	1"1/16 12h UNF	S11020W	-
25	1	1"5/16 12h UNF	S11025	-
30-32	1 1/4	1"5/8 12h UNF	S11032	-
38	1 1/2	1"7/8 12h UNF	S11038	-
50	2	2" 1/2 12h UNF	S11050	-

JIC 37° sleeves Metric tube

Férulas JIC 37° (Tubo Métrico)

Druckring (Stützring) metr.

Férules JIC 37° pour tube Métrique



TUBO PIPE	Referencia Part n°	€
6	S12006	-
8	S12008	-
10	S12010	-
12	S12012	-
14	S12014	-
15	S12015	-
16	S12016	-
18	S12018	-
20	S12020	-
25	S12025	-
30	S12030	-
32	S12032	-
38	S12038	-

37° JIC Cap

Tapón hembra JIC 37°

Verschlussmutter JIC 37°

Obturbateur femelle JIC 37° pour raccord



TUBO PIPE	ROSCA THREAD	Referencia Part n°	€	
6	1/4	7/16" 20h UNF	S13006	-
8	5/16	1/2" 20h UNF	S13008	-
10	3/8	9/16" 18h UNF	S13010	-
12	1/2	3/4" 16h UNF	S13012	-
14-15-16	5/8	7/8" 14h UNF	S13016	-
18-20	3/4	1"1/16 12h UNF	S13020	-
25	1	1"5/16 12h UNF	S13025	-
30-32	1 1/4	1"5/8 12h UNF	S13032	-
38	1 1/2	1"7/8 12h UNF	S13038	-

37° JIC Male plug

Tapón macho JIC 37°

Verschlussstopfen JIC 37°

Bouchon mâle JIC 37°



TUBO PIPE	ROSCA THREAD	Referencia Part n°	€	
6	1/4	7/16" 20h UNF	S14006	-
8	5/16	1/2" 20h UNF	S14008	-
10	3/8	9/16" 18h UNF	S14010	-
12	1/2	3/4" 16h UNF	S14012	-
14-15-16	5/8	7/8" 14h UNF	S14016	-
18-20	3/4	1"1/16 12h UNF	S14020	-
25	1	1"5/16 12h UNF	S14025	-
30-32	1 1/4	1"5/8 12h UNF	S14032	-
38	1 1/2	1"7/8 12h UNF	S14038	-

JIC 37° fittings

Racores JIC 37°

Verschraubungen JIC 37°

Raccords JIC 37°

TrAle®

Straight union JIC 37°

Racor macho-macho JIC 37°

Gerade Verschr. AGJ-AGJ

Adapteur droit mâle JIC x mâle JIC



TUBO PIPE	ROSCA THREAD	Referencia Part n°	€
6	1/4 7/16" 20h UNF	S26006	-
8	5/16 1/2" 20h UNF	S26008	-
10	3/8 9/16" 18h UNF	S26010	-
12	1/2 3/4" 16h UNF	S26012	-
14-15-16	5/8 7/8" 14h UNF	S26016	-
18-20	3/4 1" 1/16 12h UNF	S26020	-
25	1 1"5/16 12h UNF	S26025	-
30-32	1 1/4 1"5/8 12h UNF	S26032	-
38	1 1/2 1"7/8 12h UNF	S26038	-

Reducer adaptor male JIC 37°

Racor reducción macho-macho JIC 37°

Reduzieranschlüsse m - m JIC 37°

Adapteur réduction mâle JIC 37°



ROSCA THREAD	Referencia Part n°	€
1/2"-20 UNF 7/16"-20 UNF	S2600806	-
9/16"-18 UNF 7/16"-20 UNF	S2601006	-
9/16"-18 UNF 1/2"-20 UNF	S2601008	-
3/4"-16 UNF 9/16"-18 UNF	S2601210	-
7/8"-14 UNF 3/4"-16 UNF	S2601612	-
1 1/16"-12 UN 7/8"-14 UNF	S2602016	-
1 5/16"-12 UN 1 1/16"-12 UN	S2602520	-
1 5/8"-12 UN 1 5/16"-12 UN	S2603225	-
1 7/8"-12 UN 1 5/8"-12 UN	S2603832	-

Straight swivel female JIC 37°

Racor hembra giratoria-hembra giratoria JIC 37°

Adapter JIC 37° W mit Ü-Muttern

Adapteur femelle tournante JIC x femelle tournante JIC 37°



TUBO PIPE	ROSCA THREAD	Referencia Part n°	€
6	1/4 7/16" 20h UNF	S73006	-
8	5/16 1/2" 20h UNF	S73008	-
10	3/8 9/16" 18h UNF	S73010	-
12	1/2 3/4" 16h UNF	S73012	-
14-15-16	5/8 7/8" 14h UNF	S73016	-
18-20	3/4 1"1/16 12h UNF	S73020	-
25	1 1"5/16 12h UNF	S73025	-

Straight adaptor male JIC-male NPT

Racor macho JIC 37° - macho NPT

Gerade Einschraubverschr. AGJ-AGN

Adapteur mâle JIC x mâle NPT



TUBO PIPE	ROSCA THREAD	Referencia Part n°	€
6	1/4 1/8" NPT 7/16" 20h UNF	S2000610	-
6	1/4 1/4" NPT 7/16" 20h UNF	S2000613	-
8	5/16 1/8" NPT 1/2" 20h UNF	S2000810	-
8	5/16 1/4" NPT 1/2" 20h UNF	S2000813	-
10	3/8 1/4" NPT 9/16" 18h UNF	S2001013	-
10	3/8 3/8" NPT 9/16" 18h UNF	S2001017	-
10	3/8 1/2" NPT 9/16" 18h UNF	S2001021	-
12	1/2 3/8" NPT 3/4" 16h UNF	S2001217	-
12	1/2 1/2" NPT 3/4" 16h UNF	S2001221	-
12	1/2 3/4" NPT 3/4" 16h UNF	S2001226	-
14-15-16	5/8 1/2" NPT 7/8" 14h UNF	S2001621	-
14-15-16	5/8 3/4" NPT 7/8" 14h UNF	S2001626	-
18-20	3/4 1/2" NPT 1"1/16 12h UNF	S2002021	-
18-20	3/4 3/4" NPT 1"1/16 12h UNF	S2002026	-
18-20	3/4 1" NPT 1"1/16 12h UNF	S2002033	-
25	1 3/4" NPT 1"5/16 12h UNF	S2002526	-
25	1 1" NPT 1"5/16 12h UNF	S2002533	-
32	1 1/4 1" NPT 1"5/8 12h UNF	S2003233	-
32	1 1/4 1"1/4 NPT 1"5/8 12h UNF	S2003242	-
38	1 1/2 1"1/4 NPT 1"7/8 12h UNF	S2003842	-
38	1 1/2 1"1/2 NPT 1"7/8 12h UNF	S2003848	-

Straight adaptor male JIC-male BSP

Racor macho JIC 37° - macho BSP

Gerade Einschraubverschr. AGJ-AGR

Adapteur mâle JIC x mâle gaz cyl équipé



TUBO PIPE	ROSCA THREAD	Referencia Part n°	€
6	1/4 7/16" 20h UNF 1/8" BSP	S2300610	-
6	1/4 7/16" 20h UNF 1/4" BSP	S2300613	-
6	1/4 7/16" 20h UNF 3/8" BSP	S2300617	-
8	5/16 1/2" 20h UNF 1/4" BSP	S2300813	-
8	5/16 1/2" 20h UNF 3/8" BSP	S2300817	-
10	3/8 9/16" 18h UNF 1/4" BSP	S2301013	-
10	3/8 9/16" 18h UNF 3/8" BSP	S2301017	-
10	3/8 9/16" 18h UNF 1/2" BSP	S2301021	-
12	1/2 3/4" 16h UNF 1/4" BSP	S2301213	-
12	1/2 3/4" 16h UNF 3/8" BSP	S2301217	-
12	1/2 3/4" 16h UNF 1/2" BSP	S2301221	-
12	1/2 3/4" 16h UNF 3/4" BSP	S2301226	-
14-15-16	5/8 7/8" 14h UNF 3/8" BSP	S2301617	-
14-15-16	5/8 7/8" 14h UNF 1/2" BSP	S2301621	-
14-15-16	5/8 7/8" 14 h UNF 3/4" BSP	S2301626	-
18-20	3/4 1"1/16 12h UNF 1/2" BSP	S2302021	-
18-20	3/4 1"1/16 12h UNF 3/4" BSP	S2302026	-
18-20	3/4 1"1/16 12h UNF 1" BSP	S2302033	-
25	1 1"5/16 12h UNF 3/4" BSP	S2302526	-
25	1 1"5/16 12h UNF 1" BSP	S2302533	-
25	1 1"5/16 12h UNF 1"1/4 BSP	S2302542	-
30-32	1 1/4 1"5/8 12h UNF 1"1/4 BSP	S2303242	-
38	1 1/2 1"7/8 12h UNF 1"1/4 BSP	S2303842	-
38	1 1/2 1"7/8 12h UNF 1"1/2 BSP	S2303848	-

Straight adaptor male JIC-male BSPT

Racor macho JIC 37° - macho BSPT

Gerade Einschraubversch. AGJ-AG BSPT

Adapteur mâle JIC x mâle gaz conique



TUBO PIPE	ROSCA THREAD	Referencia Part n°	€
6	1/4 1/8" BSPT	7/16" 20h UNF	S2100610 -
6	1/4 1/4" BSPT	7/16" 20h UNF	S2100613 -
8	5/16 1/8" BSPT	1/2" 20h UNF	S2100810 -
8	5/16 1/4" BSPT	1/2" 20h UNF	S2100813 -
10	3/8 1/4" BSPT	9/16" 18h UNF	S2101013 -
10	3/8 3/8" BSPT	9/16" 18h UNF	S2101017 -
10	3/8 1/2" BSPT	9/16" 18h UNF	S2101021 -
12	1/2 1/4" BSPT	3/4" 16h UNF	S2101213 -
12	1/2 3/8" BSPT	3/4" 16h UNF	S2101217 -
12	1/2 1/2" BSPT	3/4" 16h UNF	S2101221 -
14-15-16	5/8 3/8" BSPT	7/8" 14h UNF	S2101617 -
14-15-16	5/8 1/2" BSPT	7/8" 14h UNF	S2101621 -
14-15-16	5/8 3/4" BSPT	7/8" 14h UNF	S2101626 -
18-20	3/4 1/2" BSPT	1"1/16 12h UNF	S2102021 -
18-20	3/4 3/4" BSPT	1"1/16 12h UNF	S2102026 -
18-20	3/4 1" BSPT	1"1/16 12M UNF	S2102033 -
25	1 3/4" BSPT	1"5/16 12h UNF	S2102526 -
25	1 1" BSPT	1"5/16 12h UNF	S2102533 -
30-32	1 1/4 1" BSPT	1"5/8 12h UNF	S2103233 -
30-32	1 1/4 1"1/4 BSPT	1"5/8 12h UNF	S2103242 -
38	1 1/2 1"1/2 BSPT	1"7/8 12h UNF	S2103848 -

Straight adaptor male JIC-male UNF

Racor macho JIC 37° - macho UNF

Gerade Einschraubversch. AGJ-m UNF

Adapteur mâle JIC x mâle UNF équipé




TUBO PIPE	ROSCA THREAD	Referencia Part n°	€
6	1/4 7/16" 20h JIC	7/16" 20h UNF	S2200611 -
6	1/4 7/16" 20h JIC	1/2" 20h UNF	S2200612 -
6	1/4 7/16" 20h JIC	9/16" 18h UNF	S2200614 -
8	5/16 1/2" 20h JIC	1/2" 20h UNF	S2200812 -
10	3/8 9/16" 18h JIC	9/16" 18h UNF	S2201014 -
10	3/8 9/16" 18h JIC	3/4" 16h UNF	S2201019 -
12	1/2 3/4" 16h JIC	3/4" 16h UNF	S2201219 -
12	1/2 3/4" 16h JIC	7/8" 14h UNF	S2201222 -
14-15-16	5/8 7/8" 14h JIC	7/8" 14h UNF	S2201622 -
14-15-16	5/8 7/8" 14h JIC	1"1/16 12h UNF	S2201627 -
18-20	3/4 1"1/16 12h JIC	3/4" 16h UNF	S2202019 -
14-15-16	5/8 7/8" 14h JIC	3/4" 16h UNF	S2201619 -
18-20	3/4 1"1/16 12h JIC	7/8" 14h UNF	S2202022 -
18-20	3/4 1"1/16 12h JIC	1"1/16 12h UNF	S2202027 -
18-20	3/4 1"1/16 12h JIC	1"5/16 12h UNF	S2202033 -
25	1 1"5/16 12h JIC	1"1/16 12h UNF	S2202527 -
25	1 1"5/16 12h JIC	1"5/16 12h UNF	S2202533 -
25	1 1"5/16 12h JIC	1"5/8 12h UNF	S2202541 -
30-32	1 1/4 1"5/8 12h JIC	1"5/8 12h UNF	S2203241 -
38	1 1/2 1"7/8 12h JIC	1"7/8 12h UNF	S2203848 -

Straight bulkhead fitting JIC 37°

Racor pasatabiques JIC 37°

Schottversch. - SV JIC 37°

Union passe cloison droite mâle JIC x mâle JIC équipé



TUBO PIPE	ROSCA THREAD	Referencia Part n°	€
6	1/4 7/16" 20h UNF	S25006	-
8	5/16 1/2" 20h UNF	S25008	-
10	3/8 9/16" 18h UNF	S25010	-
12	1/2 3/4" 16h UNF	S25012	-
14-15-16	5/8 7/8" 14h UNF	S25016	-
18-20	3/4 1"1/16 12h UNF	S25020	-
25	1 1"5/16 12h UNF	S25025	-
30-32	1 1/4 1"5/8 12h UNF	S25032	-
38	1 1/2 1"7/8 12h UNF	S25038	-

Metric adaptor male-male JIC 37°

Racor macho JIC 37° - macho Métrico

Gerade Einschraubversch. AGJ-AG metr.

Adapteur mâle JIC x mâle Métrique équipé



TUBO PIPE	ROSCA THREAD	Referencia Part n°	€
6	1/4 7/16" 20h UNF	M10X1	S2400610 -
8	5/16 1/2" 20h UNF	M12X1.5	S2400812 -
10	3/8 9/16" 18h UNF	M14X1.5	S2401014 -
12	1/2 3/4" 16h UNF	M16X1.5	S2401216 -
12	1/2 3/4" 16h UNF	M18X1.5	S2401218 -
14-15-16	5/8 7/8" 14h UNF	M18X1.5	S2401418 -
14-15-16	5/8 7/8" 14h UNF	M22X1.5	S2401622 -
20	3/4 1"1/16 12h UNF	M18X1.5	S2402018 -
18-20	3/4 1"1/16 12h UNF	M22X1.5	S2402022 -
18-20	3/4 1"1/16 12h UNF	M27X2	S2402027 -
25	1 1"5/16 12h UNF	M33X2	S2402533 -
30-32	1 1/4 1"5/8 12h UNF	M42X2	S2403242 -

JIC 37° fittings


Racores JIC 37°
Verschraubungen JIC 37°
Raccords JIC 37°

Adaptor swivel female JIC-male BSP

Racor macho BSP - hembra giratoria JIC 37°

Adapter DKJ-AGR

Adapteur femelle tournante JIC x mâle gaz cyl équipé



TUBO PIPE	ROSCA THREAD	Referencia Part n°	€
6	1/4 1/8" BSP	7/16" 20h UNF	S1800610 -
8	5/16 1/4" BSP	1/2" 20h UNF	S1800813 -
8	5/16 3/8" BSP	1/2" 20h UNF	S1800817 -
10	3/8 1/4" BSP	9/16" 18h UNF	S1801013 -
10	3/8 3/8" BSP	9/16" 18h UNF	S1801017 -
12	1/2 3/8" BSP	3/4" 16h UNF	S1801217 -
14-15-16	5/8 1/2" BSP	7/8" 14h UNF	S1801621 -
18-20	3/4 3/4" BSP	1" 1/16 12h UNF	S1802026 -
25	1 1" BSP	1" 5/8 12h UNF	S1802533 -
30-32	1 1/4 1" 1/4 BSP	1" 5/8 12h UNF	S1803242 -
38	1 1/2 1" 1/2 BSP	1" 7/8 12h UNF	S1803848 -

Reducer adaptor male JIC -fixed female JIC 37°

Racor unión macho-hembra fija JIC 37°

Gerade Verschr. JIC-JIC 37°

Reducteur mâle JIC x femelle fixe JIC 37°



TUBO PIPE	ROSCA (H) THREAD (F)	ROSCA (M) THREAD (M)	Referencia Part n°	€
10	6 7/16" 20h UNF	9/16" 18h UNF	S2900610 -	
10	6 9/16" 18h UNF	7/16" 20h UNF	S2901006 -	
12	6 3/4" 16h UNF	7/16" 20h UNF	S2901206 -	
8	12 3/4" 16h UNF	1/2" 20h UNF	S2901208 -	
12	10 3/4" 16h UNF	9/16" 18h UNF	S2901210 -	
14-15-16	6 7/8" 14h UNF	7/16" 20h UNF	S2901606 -	
14-15-16	10 7/8" 14h UNF	9/16" 18h UNF	S2901610 -	
14-15-16	12 7/8" 14h UNF	3/4" 16h UNF	S2901612 -	
18-20	6 1" 1/16 12h UNF	7/16" 20h UNF	S2902006 -	
18-20	12 1" 1/16 12h UNF	3/4" 16h UNF	S2902012 -	
25	18-20 1" 5/8 12h UNF	1" 1/16 12h UNF	S2902520 -	
30-32	25 1" 5/8 12h UNF	1" 5/8 12h UNF	S2903225 -	
38	30-32 1" 7/8 12h UNF	1" 5/8 12h UNF	S2903832 -	

Adaptor male JIC 37° -fixed female BSP

Racor macho JIC 37° - hembra fija BSP

Gerader Adapter AGJ-DKR

Adapteur mâle JIC x femelle gaz cyl



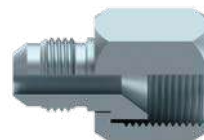
TUBO PIPE	ROSCA THREAD	Referencia Part n°	€
6	1/4 7/16" 20h UNF	1/8" BSP	S2800610 -
6	1/4 7/16" 20h UNF	1/4" BSP	S2800613 -
8	5/16 1/2" 20h UNF	1/8" BSP	S2800810 -
8	5/16 1/2" 20h UNF	1/4" BSP	S2800813 -
10	3/8 9/16" 18h UNF	1/4" BSP	S2801013 -
10	3/8 9/16" 18h UNF	3/8" BSP	S2801017 -
12	1/2 3/4" 16h UNF	3/8" BSP	S2801217 -
12	1/2 3/4" 16h UNF	1/2" BSP	S2801221 -
14-15-16	5/8 7/8" 14h UNF	1/2" BSP	S2801621 -
18-20	3/4 1" 1/16 12h UNF	1/2" BSP	S2802021 -
18-20	3/4 1" 1/16 12h UNF	3/4" BSP	S2802026 -
25	1 1" 5/8 12h UNF	1" BSP	S2802533 -
30-32	1 1/4 1" 5/8 12h UNF	1" 1/4 BSP	S2803242 -
38	1 1/2 1" 7/8 12h UNF	1" 1/2 BSP	S2803848 -

Reducer adaptor male JIC -swivel female JIC 37° swivel female

Racor unión macho-hembra giratoria JIC 37°

Gerade Verschr. JIC-JIC 37°

Reducteur mâle JIC x femelle tournante JIC 37°



TUBO PIPE	ROSCA (H) THREAD (F)	ROSCA (M) THREAD (M)	Referencia Part n°	€
10	6 7/16" 20h UNF	9/16" 18h UNF	S2911006 -	
12	6 3/4" 16h UNF	7/16" 20h UNF	S2911206 -	
12	8 3/4" 16h UNF	1/2" 20h UNF	S2911208 -	
12	10 3/4" 16h UNF	9/16" 18h UNF	S2911210 -	
14-15-16	6 7/8" 14h UNF	7/16" 20h UNF	S2911606 -	
14-15-16	10 7/8" 14h UNF	9/16" 18h UNF	S2911610 -	
14-15-16	12 7/8" 14h UNF	3/4" 16h UNF	S2911612 -	
18-20	6 1" 1/16 12h UNF	7/16" 20h UNF	S2912006 -	
18-20	12 1" 1/16 12h UNF	3/4" 16h UNF	S2912012 -	
25	18-20 1" 5/8 12h UNF	1" 1/16 12h UNF	S2912520 -	
30-32	25 1" 5/8 12h UNF	1" 5/8 12h UNF	S2913225 -	
38	30-32 1" 7/8 12h UNF	1" 5/8 12h UNF	S2913832 -	

Adaptor male BSPT-swivel female JIC 37°

Racor macho BSPT - hembra giratoria JIC 37°

Adapter m BSPT - w mit Ü-Mutter JIV 37°

Adapteur femelle tournante JIC x mâle gaz conique



TUBO PIPE	ROSCA THREAD	Referencia Part n°	€
6	1/4 1/4" BSPT	7/16" 20h UNF	S1500613 -
8	5/16 1/4" BSPT	1/2" 20h UNF	S1500813 -
10	3/8 1/4" BSPT	9/16" 18h UNF	S1501013 -
12	1/2 1/4" BSPT	3/4" 16h UNF	S1501213 -
12	1/2 3/8" BSPT	3/4" 16h UNF	S1501217 -
16	5/8 1" 1/2" BSPT	7/8" 14h UNF	S1501621 -
20	3/4 1" 1/2" BSPT	1" 1/16 12h UNF	S1502021 -
20	3/4 3/4" BSPT	1" 1/16 12h UNF	S1502026 -
25	1 3/4" BSPT	1" 5/8 12h UNF	S1502526 -
25	1 1" BSPT	1" 5/8 12h UNF	S1502533 -
32	1 1/4 1" 1/4 BSPT	1" 5/8 12h UNF	S1503242 -

Adaptor swivel female JIC 37° - BSP male 60°

Adaptador hembra giratoria JIC - Macho BSP (60°)

Adapter w mit Drallmutter JIC - m BSP (60°)

Adapteur femelle tournante JIC x mâle BSP 60°



ROSCA THREAD	Referencia Part n°	€
1/4" BSP	7/16" UNF	S2150604 -
1/4" BSP	1/2" UNF	S2150804 -
1/4" BSP	9/16" UNF	S2151004 -
3/8" BSP	9/16" UNF	S2151006 -
1/2" BSP	9/16" UNF	S2151008 -
3/8" BSP	3/4" UNF	S2151206 -
1/2" BSP	3/4" UNF	S2151208 -
1/2" BSP	7/8" UNF	S2151608 -
3/4" BSP	1" 1/16 UNF	S2152012 -
1" BSP	1" 5/8 UNF	S2152516 -

Adaptor male JIC - swivel female JIC

Adaptador Macho JIC - hembra giratoria JIC 37°

JIC m - w Ü-Mutter JIC

Adapteur mâle JIC x femelle tournante JIC



ROSCA THREAD	Referencia Part n°	€
7/16" 20h UNF	S7400606	-
1/2" 20h UNF	S7400808	-
9/16" 18h UNF	S7401010	-
3/4" 16h UNF	S7401212	-
7/8" 14h UNF	S7401616	-
1" 1/16 12 h UNF	S7402020	-
1" 5/16 12 h UNF	S7402525	-

Adaptor swivel female JIC 37° - NPT male 60°

Adaptador hembra giratoria JIC - Macho NPT (60°)

Adapter w mit Drallmutter JIC - m NPT (60°)

Adapteur femelle tournante JIC x mâle NPT 60°



ROSCA THREAD			€
7/16" 20h UNF	1/4" NPT	S1600604	-
1/2" 20h UNF	1/4" NPT	S1600804	-
9/16" 18h UNF	1/4" NPT	S1601004	-
9/16" 18h UNF	3/8" NPT	S1601006	-
3/4" 16h UNF	3/8" NPT	S1601206	-
3/4" 16h UNF	1/2" NPT	S1601208	-
7/8" 14h UNF	1/2" NPT	S1601608	-
1" 1/16 12 h UNF	3/4" NPT	S1602012	-
1" 5/16 12 h UNF	1" NPT	S1602516	-

JIC 37° fittings

Racores JIC 37°
Verschraubungen JIC 37°
Raccords JIC 37°

90° Male elbow male JIC 37° - male JIC 37°

Codo 90° macho - macho JIC 37°

90° Winkel m - m JIC 37°

Adapteur coude 90° mâle JIC 37° x mâle JIC 37°



TUBO PIPE	ROSCA THREAD	Referencia Part n°	€	
6	1/4	7/16" 20h UNF	S50006	-
8	5/16	1/2" 20h UNF	S50008	-
10	3/8	9/16" 18h UNF	S50010	-
12	1/2	3/4" 16h UNF	S50012	-
14-15-16	5/8	7/8" 14h UNF	S50016	-
18-20	3/4	1"1/16 12h UNF	S50020	-
25	1	1"5/16 12h UNF	S50025	-
30-32	1 1/4	1"5/8 12h UNF	S50032	-
38	1 1/2	1"7/8 12h UNF	S50038	-

90° Male elbow male JIC 37° - male NPT

Codo 90° macho JIC 37° - macho NPT

90° Winkel m JIC 37° - m NPT

Adapteur coude 90° mâle JIC 37° x mâle NPT



TUBO PIPE	ROSCA THREAD	Referencia Part n°	€		
6	1/4	7/16" 20h UNF	1/8" NPT	S5250610	-
6	1/4	7/16" 20h UNF	1/4" NPT	S5250613	-
8	5/16	1/2" 20h UNF	1/8" NPT	S5250810	-
8	5/16	1/2" 20h UNF	1/4" NPT	S5250813	-
10	3/8	9/16" 18h UNF	1/4" NPT	S5251013	-
10	3/8	9/16" 18h UNF	3/8" NPT	S5251017	-
10	3/8	9/16" 18h UNF	1/2" NPT	S5251021	-
12	1/2	3/4" 16h UNF	1/4" NPT	S5251213	-
12	1/2	3/4" 16h UNF	3/8" NPT	S5251217	-
12	1/2	3/4" 16h UNF	1/2" NPT	S5251221	-
14-15-16	5/8	7/8" 14h UNF	3/8" NPT	S5251617	-
14-15-16	5/8	7/8" 14h UNF	1/2" NPT	S5251621	-
14-15-16	5/8	7/8" 14h UNF	3/4" NPT	S5251626	-
18-20	3/4	1"1/16 12h UNF	1/2" NPT	S5252021	-
18-20	3/4	1"1/16 12h UNF	3/4" NPT	S5252026	-
25	1	1"5/16 12h UNF	3/4" NPT	S5252526	-
25	1	1"5/16 12h UNF	1" NPT	S5252533	-
30-32	1 1/4	1"5/8 12h UNF	1" NPT	S5253233	-
30-32	1 1/4	1"5/8 12h UNF	1" 1/4 NPT	S5253242	-
38	1 1/2	1"7/8 12h UNF	1"1/2 NPT	S5253848	-

90° Bulkhead coupling male JIC 37° - male JIC 37°

Codo 90° pasatabiques JIC 37°

90° Schottverschr. m - m JIC 37°

Adapteur coude 90° passe cloison mâle JIC 37° x mâle JIC 37° équipé



TUBO PIPE	ROSCA THREAD	Referencia Part n°	€	
6	6	7/16" 20h UNF	S65006	-
8	8	1/2" 20h UNF	S65008	-
10	10	9/16" 18h UNF	S65010	-
12	12	3/4" 16h UNF	S65012	-
14-15-16	14-15-16	7/8" 14h UNF	S65016	-
18-20	18-20	1"1/16 12h UNF	S65020	-
25	25	1"5/16 12h UNF	S65025	-

90° Male elbow male JIC 37° - male BSPT

Codo 90° macho JIC 37° - macho BSPT

90° Winkel m JIC 37° - m BSPT

Adapteur coude 90° mâle JIC 37° x mâle gaz conique



TUBO PIPE	ROSCA THREAD	Referencia Part n°	€		
6	1/4	7/16" 20h UNF	1/8" BSPT	S5500610	-
6	1/4	7/16" 20h UNF	1/4" BSPT	S5500613	-
8	5/16	1/2" 20h UNF	1/8" BSPT	S5500810	-
8	5/16	1/2" 20h UNF	1/4" BSPT	S5500813	-
10	3/8	9/16" 18h UNF	1/4" BSPT	S5501013	-
10	3/8	9/16" 18h UNF	3/8" BSPT	S5501017	-
10	3/8	9/16" 18h UNF	1/2" BSPT	S5501021	-
12	1/2	3/4" 16h UNF	1/4" BSPT	S5501213	-
12	1/2	3/4" 16h UNF	3/8" BSPT	S5501217	-
12	1/2	3/4" 16h UNF	1/2" BSPT	S5501221	-
14-15-16	5/8	7/8" 14h UNF	3/8" BSPT	S5501617	-
14-15-16	5/8	7/8" 14h UNF	1/2" BSPT	S5501621	-
14-15-16	5/8	7/8" 14h UNF	3/4" BSPT	S5501626	-
18-20	3/4	1"1/16 12h UNF	1/2" BSPT	S5502021	-
18-20	3/4	1"1/16 12h UNF	3/4" BSPT	S5502026	-
25	1	1"5/16 12h UNF	3/4" BSPT	S5502526	-
25	1	1"5/16 12h UNF	1" BSPT	S5502533	-
30-32	1 1/4	1"5/8 12h UNF	1" BSPT	S5503233	-
30-32	1 1/4	1"5/8 12h UNF	1"1/4 BSPT	S5503242	-
38	1 1/2	1"7/8 12h UNF	1"1/2 BSPT	S5503848	-

90° Elbow male JIC 37° - swivel female JIC 37°

Codo 90° macho - hembra giratoria JIC 37°

90° Winkel m - w mit Ü-Mutter JIC 37°

Adapteur coude 90° mâle JIC 37° x femelle tournante JIC 37°



TUBO PIPE	ROSCA THREAD	Referencia Part n°	€	
6	1/4	7/16" 20h UNF	S67506	-
8	5/16	1/2" 20h UNF	S67508	-
10	3/8	9/16" 18h UNF	S67510	-
12	1/2	3/4" 16h UNF	S67512	-
14-15-16	5/8	7/8" 14h UNF	S67516	-
18-20	3/4	1" 1/16 12h UNF	S67520	-
25	1	1" 5/16 12h UNF	S67525	-
30-32	1 1/4	1" 5/8 12h UNF	S67532	-
38	1 1/2	1" 7/8 12h UNF	S67538	-

45° Elbow male JIC 37° -swivel female JIC 37°

Codo 45° macho - hembra giratoria JIC 37°

45° Winkel m - w Ü-Mutter JIC 37°

Adapteur coude 45° mâle JIC 37° x femelle tournante JIC 37°



TUBO PIPE	ROSCA THREAD	Referencia Part n°	€	
6	1/4	7/16" 20h UNF	S69006	-
8	5/16	1/2" 20h UNF	S69008	-
10	3/8	9/16" 18h UNF	S69010	-
12	1/2	3/4" 16h UNF	S69012	-
14-15-16	5/8	7/8" 14h UNF	S69016	-
18-20	3/4	1" 1/16 12h UNF	S69020	-
25	1	1" 5/16 12h UNF	S69025	-

90° Elbow NPT male (60°)- swivel female JIC 37°

Codo 90° hembra giratoria JIC 37° - Macho NPT (60°)

90° Winkel w mit Ü-Mutter - m NPT (60°)

Adapteur coude 90° femelle tournante JIC 37° x mâle NPT (60°)



TUBO PIPE	ROSCA THREAD	Referencia Part n°	€	
6	1/4	7/16" 20h UNF 1/4" NPT	S5950604	-
8	5/16	1/2" 20h UNF 1/4" NPT	S5950804	-
10	3/8	9/16" 18h UNF 1/4" NPT	S5951004	-
10	3/8	9/16" 18h UNF 3/8" NPT	S5951006	-
12	1/2	3/4" 16h UNF 3/8" NPT	S5951206	-
12	1/2	3/4" 16h UNF 1/2" NPT	S5951208	-
14-15-16	5/8	7/8" 14h UNF 1/2" NPT	S5951608	-
18-20	3/4	1" 1/16 12 h UNF 3/4" NPT	S5952012	-
25	1	1" 5/16 12 h UNF 1" NPT	S5952516	-

90° Elbow swivel female JIC 37° -swivel female JIC 37°

Codo 90° hembra giratoria JIC 37° - hembra giratoria JIC 37°

90° Winkel w mit Ü-Mutter - w mit Ü-Mutter JIC 37°

Adapteur coude 90° femelle tournante JIC 37° x femelle tournante JIC 37°



TUBO PIPE	ROSCA THREAD	Referencia Part n°	€
6	7/16" 20h UNF	S6650606	-
8	1/2" 20h UNF	S6650808	-
10	9/16" 18h UNF	S6651010	-
12	3/4" 16h UNF	S6651212	-
14-15-16	7/8" 14h UNF	S6651616	-
18-20	1" 1/16 12 h UNF	S6652020	-
25	1" 5/16 12 h UNF	S6652525	-

JIC 37° fittings

Racores JIC 37°
Verschraubungen JIC 37°
Raccords JIC 37°

TrAle®

90° Elbow male JIC 37° -BSP adjustable male

Codo 90° macho JIC 37° - macho BSP orientable

90° Winkel m JIC 37° - m BSP einstellbar

Adapteur orientable coude 90° mâle JIC 37° x mâle gaz cyl+o'ring équipé



TUBO PIPE	ROSCA THREAD	Referencia Part n°	€
6	1/4 7/16" 20h UNF	1/8" BSP S6000610	-
6	1/4 7/16" 20h UNF	1/4" BSP S6000613	-
8	5/16 1/2" 20h UNF	1/8" BSP S6000810	-
8	5/16 1/2" 20h UNF	1/4" BSP S6000813	-
10	3/8 9/16" 18h UNF	1/4" BSP S6001013	-
10	3/8 9/16" 18h UNF	3/8" BSP S6001017	-
10	3/8 9/16" 18h UNF	1/2" BSP S6001021	-
12	1/2 3/4" 16h UNF	1/4" BSP S6001213	-
12	1/2 3/4" 16h UNF	3/8" BSP S6001217	-
12	1/2 3/4" 16h UNF	1/2" BSP S6001221	-
16	5/8 7/8" 14h UNF	3/8" BSP S6001617	-
14-15-16	5/8 7/8" 14h UNF	1/2" BSP S6001621	-
18-20	3/4 1"1/16 12h UNF	1/2" BSP S6002021	-
18-20	3/4 1"1/16 12h UNF	3/4" BSP S6002026	-
18-20	3/4 1"1/16 12h UNF	1" BSP S6002033	-
25	1 1"5/16 12h UNF	3/4" BSP S6002526	-
25	1 1"5/16 12h UNF	1" BSP S6002533	-
30-32	1 1/4 1"5/8 12h UNF	1" BSP S6003233	-
30-32	1 1/4 1"5/8 12h UNF	1"1/4 BSP S6003242	-
38	1 1/2 1"7/8 12h UNF	1"1/4 BSP S6003842	-
38	1 1/2 1"7/8 12h UNF	1"1/2 BSP S6003848	-

45° Elbow male JIC 37° -BSP adjustable male

Codo 45° macho JIC 37° - macho BSP orientable

45° Winkel m JIC 37° - m BSP einstellbar

Adapteur coude 45° mâle JIC 37° x mâle gaz cyl+o'ring équipé



TUBO PIPE	ROSCA THREAD	Referencia Part n°	€
6	1/4 7/16" 20h UNF	1/4" BSP NEW S6150613	-
8	5/16 1/2" 20h UNF	1/4" BSP S6150813	-
10	3/8 9/16" 18h UNF	1/4" BSP S6151013	-
10	3/8 9/16" 18h UNF	3/8" BSP NEW S6151017	-
12	1/2 3/4" 16h UNF	3/8" BSP S6151217	-
12	1/2 3/4" 16h UNF	1/2" BSP S6151221	-
14-15-16	5/8 7/8" 14h UNF	1/2" BSP S6151621	-
18-20	3/4 1"1/16 12h UNF	1/2" BSP S6152021	-
18-20	3/4 1"1/16 12h UNF	3/4" BSP S6152026	-
25	1 1"5/16 12h UNF	1" BSP S6152533	-

90° Elbow male JIC 37° -unf adjustable male

Codo 90° macho JIC 37° - macho UNF orientable

90° Winkel m JIC 37° - m UNF einstellbar

Adapteur orientable coude 90° mâle JIC 37° x mâle UNF +o'ring équipé



TUBO PIPE	ROSCA THREAD	Referencia Part n°	€
6	1/4 7/16" 20h JIC	7/16" 20h UNF S5750611	-
6	1/4 7/16" 20h JIC	1/2" 20h UNF S5750612	-
8	5/16 1/2" 20h JIC	1/2" 20h UNF S5750812	-
10	3/8 9/16" 18h JIC	9/16" 18h UNF S5751014	-
10	3/8 9/16" 18h JIC	3/4" 16h UNF S5751019	-
12	1/2 3/4" 16h JIC	3/4" 16h UNF S5751219	-
12	1/2 3/4" 16h JIC	7/8" 14h UNF S5751222	-
14-15-16	5/8 7/8" 14h JIC	3/4" 16h UNF S5751619	-
14-15-16	5/8 7/8" 14h JIC	7/8" 14h UNF S5751622	-
18-20	3/4 1"1/16 12h JIC	7/8" 14h UNF S5752022	-
18-20	3/4 1"1/16 12h JIC	1"1/16 12h UNF S5752027	-
25	1 1"5/16 12h JIC	1"1/16 12h UNF S5752527	-
25	1 1"5/16 12h JIC	1"5/16 12h UNF S5752533	-
30-32	1 1/4 1"5/8 12h JIC	1"5/8 12h UNF S5753241	-
38	1 1/2 1"7/8 12h JIC	1"7/8 12h UNF S5753848	-

90° Elbow male JIC 37° -Metric adjustable male

Codo 90° macho JIC 37° - macho métrico orientable

90° Winkel m JIC 37° - m metr. einstellbar

Adapteur orientable coude 90° mâle JIC 37° x mâle Métrique +o'ring équipé



TUBO PIPE	ROSCA THREAD	Referencia Part n°	€
6	1/4 7/16" 20h UNF	M10x1 S6250610	-
8	5/16 1/2" 20h UNF	M12x1,5 S6250812	-
10	3/8 9/16" 18h UNF	M14x1,5 S6251014	-
12	1/2 3/4" 16h UNF	M16x1,5 S6251216	-
12	1/2 3/4" 16h UNF	M18x1,5 S6251218	-
14-15-16	5/8 7/8" 14h UNF	M18x1,5 S6251618	-
14-15-16	5/8 7/8" 14h UNF	M22x1,5 S6251622	-
18-20	3/4 1"1/16 12h UNF	M22x1,5 S6252022	-
18-20	3/4 1"1/16 12h UNF	M27x2 S6252027	-
25	1 1"5/16 12h UNF	M33x2 S6252533	-

45° Elbow male JIC 37° -UNF adjustable male

Codo 45° macho JIC 37° - macho UNF orientable

45° Winkel m JIC 37° - m UNF einstellbar

Adapteur coude 45° mâle JIC 37° x mâle gaz UNF +o'ring équipé



TUBO PIPE	ROSCA THREAD	Referencia Part n°	€
6	1/4 7/16" 20h JIC	7/16" 20h UNF S7750611	-
8	5/16 1/2" 20h JIC	1/2" 20h UNF S7750812	-
10	3/8 9/16" 18h JIC	9/16" 18h UNF S7751014	-
12	1/2 3/4" 16h JIC	3/4" 16h UNF S7751219	-
14-15-16	5/8 7/8" 14h JIC	7/8" 14h UNF S7751622	-
18-20	3/4 1"1/16 12h JIC	1"1/16 12h UNF S7752027	-
25	1 1"5/16 12h JIC	1"5/16 12h UNF S7752533	-

Union Tee male JIC 37°

Tes macho JIC 37°

T-Versch. m - m - m JIC 37°

Tés égaux mâle JIC 37°



TUBO PIPE	ROSCA THREAD	Referencia Part n°	€	
6	1/4	7/16" 20h UNF	S50506	-
8	5/16	1/2" 20h UNF	S50508	-
10	3/8	9/16" 18h UNF	S50510	-
12	1/2	3/4" 16h UNF	S50512	-
14-15-16	5/8	7/8" 14h UNF	S50516	-
18-20	3/4	1" 1/16 12h UNF	S50520	-
25	1	1" 5/16 12h UNF	S50525	-
30-32	1 1/4	1" 5/8 12h UNF	S50532	-
38	1 1/2	1" 7/8 12h UNF	S50538	-

Swivel barrel tee male JIC 37° - male JIC 37° - swivel female JIC 37°

Tes macho-macho-hembra giratoria JIC 37°

T-Versch. m - m - w JIC 37°

Tés égaux tournantes JIC 37° au latéral



TUBO PIPE	ROSCA THREAD	Referencia Part n°	€	
6	1/4	7/16" 20h UNF	S68006	-
8	5/16	1/2" 20h UNF	S68008	-
10	3/8	9/16" 18h UNF	S68010	-
12	1/2	3/4" 16h UNF	S68012	-
14-15-16	5/8	7/8" 14h UNF	S68016	-
18-20	3/4	1" 1/16 12h UNF	S68020	-
25	1	1" 5/16 12h UNF	S68025	-
30-32	1 1/4	1" 5/8 12h UNF	S68032	-
38	1 1/2	1" 7/8 12h UNF	S68038	-

Swivel brunch tee male JIC 37° - swivel female JIC 37° - male JIC 37°

Tes macho-hembra giratoria-macho JIC 37°

T-Versch. m - w - m JIC 37°

Tés égaux tournantes JIC 37° au centre



TUBO PIPE	ROSCA THREAD	Referencia Part n°	€	
6	1/4	7/16" 20h UNF	S68506	-
8	5/16	1/2" 20h UNF	S68508	-
10	3/8	9/16" 18h UNF	S68510	-
12	1/2	3/4" 16h UNF	S68512	-
14-15-16	5/8	7/8" 14h UNF	S68516	-
18-20	3/4	1" 1/16 12h UNF	S68520	-
25	1	1" 5/16 12h UNF	S68525	-
30-32	1 1/4	1" 5/8 12h UNF	S68532	-
38	1 1/2	1" 7/8 12h UNF	S68538	-

Tee swivel female JIC 37°

Te H.G. JIC 37°

T-Stück W mit Ü-Mutter JIC 37°

Té femelle tournante JIC




TUBO PIPE	ROSCA THREAD	Referencia Part n°	€	
6	1/4	7/16" 20h UNF	S6700606	-
8	5/16	1/2" 20h UNF	S6700808	-
10	3/8	9/16" 18h UNF	S6701010	-
12	1/2	3/4" 16h UNF	S6701212	-
14-15-16	5/8	7/8" 14h UNF	S6701616	-
18-20	3/4	1" 1/16 12 h UNF	S6702020	-
25	1	1" 5/16 12 h UNF	S6702525	-

Brunch tee male JIC 37° - BSPT male 60° - male JIC 37°

Te Macho JIC 37° - Macho BSPT (60°) - Macho JIC 37°

T-Versch. m JIC 37° - m BSPT (60°) - m JIC 37°

Té mâle JIC 37° - mâle BSPT 60° - mâle JIC 37°




TUBO PIPE	ROSCA THREAD	Referencia Part n°	€	
6	1/4	7/16" 20h UNF 1/4" BSPT	S6810604	-
8	5/16	1/2" 20h UNF 1/4" BSPT	S6810804	-
10	3/8	9/16" 18h UNF 1/4" BSPT	S6811004	-
10	3/8	9/16" 18h UNF 3/8" BSPT	S6811006	-
12	1/2	3/4" 16h UNF 3/8" BSPT	S6811206	-
12	1/2	3/4" 16h UNF 1/2" BSPT	S6811208	-
14-15-16	5/8	7/8" 14h UNF 1/2" BSPT	S6811608	-
18-20	3/4	1" 1/16 12 h UNF 3/4" BSPT	S6812012	-
25	1	1" 5/16 12 h UNF 1" BSPT	S6812516	-

Brunch tee male JIC 37° - NPT male 60° - male JIC 37°

Te Macho JIC 37° - Macho NPT (60°) - Macho JIC 37°

T-Versch. m JIC 37° - m NPT (60°) - m JIC 37°

Té mâle JIC 37° - mâle NPT 60° - mâle JIC 37°



TUBO PIPE	ROSCA THREAD	R2	Referencia Part n°	€	
6	1/4	7/16" 20h UNF	1/4" NPT	S6950604	-
8	5/16	1/2" 20h UNF	1/4" NPT	S6950804	-
10	3/8	9/16" 18h UNF	1/4" NPT	S6951004	-
10	3/8	9/16" 18h UNF	3/8" NPT	S6951006	-
12	1/2	3/4" 16h UNF	3/8" NPT	S6951206	-
12	1/2	3/4" 16h UNF	1/2" NPT	S6951208	-
14-15-16	5/8	7/8" 14h UNF	1/2" NPT	S6951608	-
18-20	3/4	1" 1/16 12 h UNF	3/4" NPT	S6952012	-
25	1	1" 5/16 12 h UNF	1" NPT	S6952516	-

JIC 37° fittings

Racores JIC 37°
Verschraubungen JIC 37°
Raccords JIC 37°

Tee male JIC 37°-BSP adjustable brunch male-male JIC 37°

Te macho JIC37° - macho orientable BSP - macho JIC37°

T-Versch. m JIC 37° - m BSP einstellbar - m JIC 37°

Té mâle JIC 37° - mâle orientable BSP - mâle JIC 37°



TUBO PIPE	ROSCA THREAD	Referencia Part n°	€
6 1/4 7/16" 20h UNF	1/4" BSP	S6100613	-
8 5/16 1/2" 20h UNF	1/4" BSP	S6100813	-
10 3/8 9/16" 18h UNF	1/4" BSP	S6101013	-
12 1/2 3/4" 16h UNF	3/8" BSP	S6101217	-
14-15-16 5/8 7/8" 14h UNF	1/2" BSP	S6101621	-
18-20 3/4 1"1/16 12h UNF	3/4" BSP	S6102026	-
25 1 1"5/16 12h UNF	1" BSP	S6102533	-
30-32 1 1/4 1"5/8 12h UNF	1"1/4 BSP	S6103242	-

Tee male JIC 37°-male JIC 37°-male BSP adjustable barrel

Te macho JIC 37° - macho JIC37° - macho orientable BSP

T-Versch. m JIC 37° - m JIC 37° - m einstellbar BSP

Té mâle JIC 37° - mâle JIC 37° - mâle orientable BSP



TUBO PIPE	ROSCA THREAD	Referencia Part n°	€
8 5/16 1/2" 20h UNF	1/4" BSP	S6050813	-
10 3/8 9/16" 18h UNF	1/4" BSP	S6051013	-
12 1/2 3/4" 16h UNF	3/8" BSP	S6051217	-
14-15-16 5/8 7/8" 14h UNF	1/2" BSP	S6051621	-
18-20 3/4 1"1/16 12h UNF	3/4" BSP	S6052026	-
25 1 1"5/16 12h UNF	1" BSP	S6052533	-
30-32 1 1/4 1"5/8 12h UNF	1"1/4 BSP	S6053242	-
38 1 1/2 1"7/8 12h UNF	1"1/2 BSP	S6053848	-

Tee male JIC 37°-adjustable brunch UNF-male JIC 37°

Te macho JIC 37° - macho orientable UNF-macho JIC37°

T-Versch. m JIC 37° - m UNF einstellbar - m JIC 37°

Té mâle JIC 37° - mâle orientable UNF - mâle JIC 37°



TUBO PIPE	ROSCA THREAD	Referencia Part n°	€
6 1/4 7/16" 20h UNF		S5850611	-
8 5/16 1/2" 20h UNF		S5850812	-
10 3/8 9/16" 18h UNF		S5851014	-
12 1/2 3/4" 16h UNF		S5851219	-
14-15-16 5/8 7/8" 14h UNF		S5851622	-
18-20 3/4 1"1/16 12h UNF		S5852027	-
25 1 1"5/16 12h UNF		S5852533	-

Tee male JIC 37°-male JIC37° - adjustable barrel UNF

Te macho JIC 37° - macho JIC37° - macho orientable UNF

T-Versch. m JIC 37° - m JIC 37° - m UNF einstellbar

Té mâle JIC 37° - mâle JIC 37° - mâle orientable UNF



TUBO PIPE	ROSCA THREAD	Referencia Part n°	€
6 1/4 7/16" JIC 7/16" UNF		S5800611	-
8 5/16 1/2" JIC 1/2" UNF		S5800812	-
10 3/8 9/16" JIC 9/16" UNF		S5801014	-
16 5/8 7/8" JIC 7/8" UNF		S5801622	-
20 3/4 1"1/16 JIC 1"1/16 UNF		S5802027	-
25 1 1"5/16 JIC 1"5/16 UNF		S5802533	-

Tee male JIC 37°-metric adjustable brunch male-male JIC 37°

Te macho JIC 37° - macho orientable métrico-macho JIC37°

T-Versch. m JIC 37° - m metr. einstellbar - m JIC 37°

Té mâle JIC 37° - mâle orientable Métrique - mâle JIC 37°



TUBO PIPE	ROSCA THREAD	Referencia Part n°	€
8 5/16 1/2" JIC	M12X1.5	S6350812	-
10 3/8 9/16" JIC	M14X1.5	S6351014	-
12 1/2 3/4" JIC	M18x1.5	S6351218	-
14-15-16 5/8 7/8" JIC	M18X1.5	S6351618	-
14-15-16 5/8 7/8" JIC	M22X1.5	S6351622	-
18-20 3/4 1"1/16 JIC	M27X2	S6352027	-
25 1 1"5/16 JIC	M33X2	S6352533	-

RACORES INOXIDABLE

STAINLESS STEEL FITTINGS



www.dicsaes.com

CONEXIONES PARA FLEXIBLES
TUBO RÍGIDO
RACORES DIN 2353
RACORES JIC 37°
BRIDAS SAE
RACORES SOLDABLES
ADAPTADORES BSP

ADAPTADORES NPT
ADAPTADORES O-RING BOSS
ADAPTADORES ORFS
RACORES INDUSTRIALES
ENCHUFES RÁPIDOS
LLAVES DE PASO
COMPONENTES HIDRÁULICOS

CRIMP FITTINGS FOR HOSES
RIGID PIPE
DIN 2353 PIPE FITTINGS
FLARE FITTINGS JIC 37°
SAE FLANGES
WELDING FITTINGS
BSP ADAPTORS

NPT ADAPTORS
O-RING BOSS ADAPTORS
ORFS ADAPTORS
INDUSTRIAL FITTINGS
QUICK COUPLINGS
BALL VALVES
HYDRAULIC COMPONENTS

SAE Flanges | **254**

Bridas SAE
SAE-Flansche
Brides de fixation SAE



03

SAE FLANGES

Bridas SAE

SAE-Flansche

Brides de fixation SAE

SAE Flanges

Bridas SAE
SAE-Flansche
Brides de fixation SAE

Threaded flanges ▪ Bridas Roscadas ▪ Gewindeflansche - GF ▪ Brides taraudées | 254



BBRG

BCRG

B90RG

Welding flanges for gas tube ▪ Bridas soldables tubo gas ▪ Schweißflansche Rohr Gas ▪ Brides à souder pour tube gaz | 255



BBSG

BCSG

B90SG

Welding flanges for metric tube ▪ Bridas soldables tubo métrico ▪ Schweißflansche Rohr metr. ▪ Brides à souder pour tube métrique | 256



BBMS

BCMS

B90MS

Male welding flanges ▪ Bridas soldables macho ▪ Schweißflansche m ▪ Brides à souder mâle | 257



BMSG

BCMMSG

BMSM

BCMMSM

BMSLM

BCMMSLM

Flange accessories ▪ Accesorios bridas ▪ Zubehör für Flansche ▪ Accessoires pour brides | 258



TBSAE

JBR

JUNTAS

Male threaded flanges ▪ Bridas roscadas macho ▪ Gewindeflansche m ▪ Brides taraudées mâle | 259



BMRG

BMRM

Blind flanges ▪ Bridas ciegas ▪ Blindflansche ▪ Brides avec obturateur fermé | 259



BBC

BCC

SAE Flanges for hoses ▪ Bridas para flexibles ▪ Flansche für Schlauch ▪ Brides SAE pour flexibles | 260



BBP

BBE

BCE

Welding adaptors for flanges ▪ Conos soldar ▪ Schweißkegel ▪ Collets à souder | 261



BSM31/61

BSM30/60

SAE Flanges

Bridas SAE
SAE-Flansche
Brides de fixation SAE

Cetop flanges ▪ Bridas Cetop ▪ Cetop-Flansche ▪ Brides Cetop

| 261



BCTS



BCT

SAE Flanges

Bridas SAE
SAE-Flansche
Brides de fixation SAE

TrAle®

BSP Female threaded flange

Brida roscada hembra BSP

Gewindeflansch w BSP

Bride taraudée femelle BSP



BSP Female threaded counter-flange

Contrabrida roscada hembra BSP

Gewindegegenflansch w BSP

Contre-bride taraudée femelle BSP



SERIE	ROSCA THREAD	TAMAÑO SIZE	Referencia Part n°	€
3000 PSI	1/2" BSP	1/2"	BBRG30808	-
3000 PSI	3/8" BSP	1/2"	BBRG30806	-
3000 PSI	3/4" BSP	3/4"	BBRG31212	-
3000 PSI	1/2" BSP	3/4"	BBRG31208	-
3000 PSI	1" BSP	1"	BBRG31616	-
3000 PSI	3/4" BSP	1"	BBRG31612	-
3000 PSI	1"1/4 BSP	1"1/4	BBRG32020	-
3000 PSI	1" BSP	1"1/4	BBRG32016	-
3000 PSI	1"1/2 BSP	1"1/2	BBRG32424	-
3000 PSI	1"1/4 BSP	1"1/2	BBRG32420	-
3000 PSI	2" BSP	2"	BBRG33232	-
3000 PSI	1"1/2 BSP	2"	BBRG33224	-
3000 PSI	2"1/2 BSP	2"1/2	BBRG34040	-
3000 PSI	2" BSP	2"1/2	BBRG34032	-
3000 PSI	2"1/2 BSP	3"	BBRG34840	-
3000 PSI	3" BSP	3"	BBRG34848	-
3000 PSI	3"1/2 BSP	3"1/2	BBRG35656	-
3000 PSI	3" BSP	3"1/2	BBRG35648	-
3000 PSI	4" BSP	4"	BBRG36464	-
3000 PSI	3"1/2 BSP	4"	BBRG36456	-
6000 PSI	1/2" BSP	1/2"	BBRG60808	-
6000 PSI	3/8" BSP	1/2"	BBRG60806	-
6000 PSI	3/4" BSP	3/4"	BBRG61212	-
6000 PSI	1/2" BSP	3/4"	BBRG61208	-
6000 PSI	1" BSP	1"	BBRG61616	-
6000 PSI	3/4" BSP	1"	BBRG61612	-
6000 PSI	1"1/4 BSP	1"1/4	BBRG62020	-
6000 PSI	1" BSP	1"1/4	BBRG62016	-
6000 PSI	1"1/4 BSP	1"1/2	BBRG62420	-
6000 PSI	1"1/2 BSP	1"1/2	BBRG62424	-
6000 PSI	2" BSP	2"	BBRG63232	-
6000 PSI	1"1/2 BSP	2"	BBRG63224	-


SERIE	ROSCA THREAD	TAMAÑO SIZE	Referencia Part n°	€
3000 PSI	1/2" BSP	1/2"	BCRG30808	-
3000 PSI	3/8" BSP	1/2"	BCRG30806	-
3000 PSI	3/4" BSP	3/4"	BCRG31212	-
3000 PSI	1/2" BSP	3/4"	BCRG31208	-
3000 PSI	1" BSP	1"	BCRG31616	-
3000 PSI	3/4" BSP	1"	BCRG31612	-
3000 PSI	1"1/4 BSP	1"1/4	BCRG32020	-
3000 PSI	1" BSP	1"1/4	BCRG32016	-
3000 PSI	1"1/2 BSP	1"1/2	BCRG32424	-
3000 PSI	1"1/4 BSP	1"1/2	BCRG32420	-
3000 PSI	2" BSP	2"	BCRG33232	-
3000 PSI	1"1/2 BSP	2"	BCRG33224	-
3000 PSI	2"1/2 BSP	2"1/2	BCRG34040	-
3000 PSI	2" BSP	2"1/2	BCRG34032	-
3000 PSI	3" BSP	3"	BCRG34848	-
3000 PSI	2"1/2 BSP	3"	BCRG34840	-
3000 PSI	3"1/2 BSP	3"1/2	BCRG35656	-
3000 PSI	3" BSP	3"1/2	BCRG35648	-
3000 PSI	4" BSP	4"	BCRG36464	-
3000 PSI	3"1/2 BSP	4"	BCRG36456	-
6000 PSI	1/2" BSP	1/2"	BCRG60808	-
6000 PSI	3/8" BSP	1/2"	BCRG60806	-
6000 PSI	3/4" BSP	3/4"	BCRG61212	-
6000 PSI	1/2" BSP	3/4"	BCRG61208	-
6000 PSI	1" BSP	1"	BCRG61616	-
6000 PSI	3/4" BSP	1"	BCRG61612	-
6000 PSI	1"1/4 BSP	1"1/4	BCRG62020	-
6000 PSI	1" BSP	1"1/4	BCRG62016	-
6000 PSI	1"1/4 BSP	1"1/2	BCRG62424	-
6000 PSI	1"1/2 BSP	1"1/2	BCRG62420	-
6000 PSI	2" BSP	2"	BCRG63232	-
6000 PSI	1"1/2 BSP	2"	BCRG63224	-

90° BSP female threaded flange

Brida codo 90° roscada hembra BSP

Gewindeflansch Winkel 90° w BSP

Bride 90° taraudée femelle BSP



SERIE	ROSCA THREAD	TAMAÑO SIZE	Referencia Part n°	€
3000 PSI	1/2" BSP	1/2"	B90RG30808	-
3000 PSI	3/8" BSP	1/2"	B90RG30806	-
3000 PSI	3/4" BSP	3/4"	B90RG31212	-
3000 PSI	1" BSP	1"	B90RG31616	-
3000 PSI	1"1/4 BSP	1"1/4	B90RG32020	-
3000 PSI	1"1/2 BSP	1"1/2	B90RG32424	-
3000 PSI	2" BSP	2"	B90RG33232	-
6000 PSI	1/2" BSP	1/2"	B90RG60808	-
6000 PSI	3/8" BSP	1/2"	B90RG60806	-
6000 PSI	3/4" BSP	3/4"	B90RG61212	-
6000 PSI	1" BSP	1"	B90RG61616	-
6000 PSI	1"1/4 BSP	1"1/4	B90RG62020	-
6000 PSI	1"1/2 BSP	1"1/2	B90RG62424	-

Welding female flange for gas tube

Brida soldable hembra tubo gas

Schweißflansch w Rohr Gas

Bride à souder femelle tube gaz



SERIE	Ø INT. Ø INNER	TAMAÑO SIZE	Referencia Part n°	€
3000 PSI	21.6	1/2"	BBSG308216	-
3000 PSI	17.5	1/2"	BBSG308175	-
3000 PSI	27.2	3/4"	BBSG312272	-
3000 PSI	34	1"	BBSG316340	-
3000 PSI	42.8	1"1/4	BBSG320428	-
3000 PSI	48.6	1"1/2	BBSG324486	-
3000 PSI	61	2"	BBSG332610	-
3000 PSI	76.6	2"1/2	BBSG340766	-
3000 PSI	90.5	3"	BBSG348905	-
3000 PSI	103	3"1/2	BBSG3561030	-
3000 PSI	115.5	4"	BBSG341155	-
6000 PSI	17.5	1/2"	BBSG608175	-
6000 PSI	21.6	1/2"	BBSG608216	-
6000 PSI	27.2	3/4"	BBSG612272	-
6000 PSI	34	1"	BBSG621612	-
6000 PSI	42.8	1"1/4	BBSG620428	-
6000 PSI	48.6	1"1/2	BBSG624486	-
6000 PSI	61	2"	BBSG632610	-

Welding female counter-flange for gas tube

Contrabrida soldable hembra tubo gas

Schweiß-Gegenflansch w Rohr Gas

Contre-bride à souder femelle tube gaz



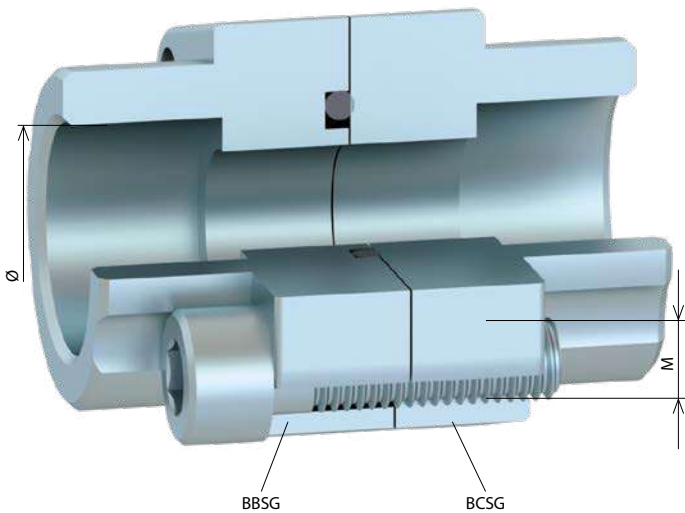
SERIE	Ø INT. Ø INNER	TAMAÑO SIZE	Referencia Part n°	€
3000 PSI	21.6	1/2"	BCSG308216	-
3000 PSI	17.5	1/2"	BCSG308175	-
3000 PSI	27.2	3/4"	BCSG312272	-
3000 PSI	34	1"	BCSG316340	-
3000 PSI	42.8	1"1/4	BCSG320428	-
3000 PSI	48.6	1"1/2	BCSG324486	-
3000 PSI	61	2"	BCSG332610	-
3000 PSI	76.6	2"1/2	BCSG340766	-
3000 PSI	90.5	3"	BCSG348905	-
3000 PSI	103	3"1/2	BCSG3561030	-
3000 PSI	115.5	4"	BCSG3641155	-
6000 PSI	21.6	1/2"	BCSG608216	-
6000 PSI	27.2	3/4"	BCSG612272	-
6000 PSI	34	1"	BCSG616340	-
6000 PSI	42.8	1"1/4	BCSG620428	-
6000 PSI	48.6	1"1/2	BCSG624486	-
6000 PSI	61	2"	BCSG632610	-

90° welding female flange for gas tube

Brida codo 90° soldable hembra tubo gas

Vorschweißflansch Winkel 90° w Rohr Gas

Bride 90° à souder femelle tube gaz



SERIE	Ø INT. Ø INNER	TAMAÑO SIZE	Referencia Part n°	€
3000 PSI	21.6	1/2"	B90SG308216	-
3000 PSI	17.5	1/2"	B90SG308175	-
3000 PSI	27.2	3/4"	B90SG312272	-
3000 PSI	34	1"	B90SG316340	-
3000 PSI	42.8	1"1/4	B90SG320428	-
3000 PSI	48.6	1"1/2	B90SG324486	-
3000 PSI	61	2"	B90SG332610	-
6000 PSI	21.6	1/2"	B90SG608216	-
6000 PSI	17.5	1/2"	B90SG608175	-
6000 PSI	27.2	3/4"	B90SG612272	-
6000 PSI	34	1"	B90SG616340	-
6000 PSI	42.8	1"1/4	B90SG620428	-
6000 PSI	48.6	1"1/2	B90SG624486	-

SAE Flanges

Bridas SAE
SAE-Flansche
Brides de fixation SAE

TrAle®

Female welding flange for metric tube

Brida soldable hembra tubo métrico

Schweißflansch w Rohr metr.

Bride à souder femelle tube métrique




SERIE	Ø INT. Ø INNER	TAMAÑO SIZE	Referencia Part n°	€
3000 PSI	20.3	1/2"	BBSM308203	-
3000 PSI	25.3	3/4"	BBSM312253	-
3000 PSI	30.3	1"	BBSM316303	-
3000 PSI	38.3	1"1/4	BBSM320383	-
3000 PSI	50.5	1"1/2	BBSM324505	-
6000 PSI	20.3	1/2"	BBSM608203	-
6000 PSI	25.3	3/4"	BBSM612253	-
6000 PSI	30.3	1"	BBSM616303	-
6000 PSI	38.3	1"1/4	BBSM620383	-
6000 PSI	50.5	1"1/2	BBSM624505	-

90° female welding flange for metric tube

Brida codo 90° soldable hembra tubo métrico

Vorschweißflansch Winkel 90° w Rohr metr.

Bride 90° à souder femelle tube métrique



SERIE	Ø INT. Ø INNER	TAMAÑO SIZE	Referencia Part n°	€
3000 PSI	20.3	1/2"	B90SM308203	-
3000 PSI	25.3	3/4"	B90SM312253	-
3000 PSI	30.3	1"	B90SM316303	-
3000 PSI	38.3	1"1/4	B90SM320383	-
3000 PSI	50.5	1"1/2	B90SM324505	-
6000 PSI	20.3	1/2"	B90SM608203	-
6000 PSI	25.3	3/4"	B90SM612253	-
6000 PSI	30.3	1"	B90SM616303	-
6000 PSI	38.3	1"1/4	B90SM620383	-
6000 PSI	50.3	1"1/2	B90SM624503	-

Female welding counter-flange for metric tube

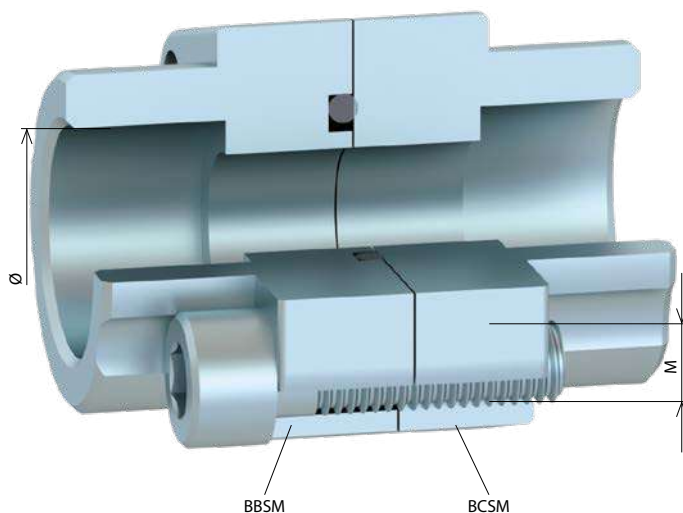
Contrabrida soldable hembra tubo métrico

Schweiß-Gegenflansch w Rohr metr.

Contre-bride à souder femelle tube métrique



SERIE	Ø INT. Ø INNER	TAMAÑO SIZE	Referencia Part n°	€
3000 PSI	20.3	1/2"	BCSM308203	-
3000 PSI	25.3	3/4"	BCSM312253	-
3000 PSI	30.3	1"	BCSM316303	-
3000 PSI	38.3	1"1/4	BCSM320383	-
6000 PSI	20.3	1/2"	BCSM608203	-
6000 PSI	25.3	3/4"	BCSM612253	-
6000 PSI	30.3	1"	BCSM616303	-
6000 PSI	38.3	1"1/4	BCSM620383	-
6000 PSI	50.5	1"1/2	BCSM624505	-



Male welding flange for gas tube

Brida soldable macho tubo gas

Schweißflansch m Rohr Gas

Bride à souder mâle tube gaz



SERIE	Ø EXT. Ø OUTER	TAMAÑO SIZE	Referencia Part n°	€
3000 PSI	21.5	1/2"	BMSG308215	-
3000 PSI	17.5	1/2"	BMSG308175	-
3000 PSI	28	3/4"	BMSG312280	-
3000 PSI	34	1"	BMSG316340	-
3000 PSI	42.8	1"1/4	BMSG320428	-
3000 PSI	48.6	1"1/2	BMSG324486	-
3000 PSI	61	2"	BMSG332610	-
3000 PSI	77	2"1/2	BMSG340770	-
3000 PSI	92	3"	BMSG348920	-
3000 PSI	103	3"1/2	BMSG356103	-
6000 PSI	21.5	1/2"	BMSG608215	-
6000 PSI	17.5	1/2"	BMSG608175	-
6000 PSI	28	3/4"	BMSG612280	-
6000 PSI	34	1"	BMSG616340	-
6000 PSI	42.8	1"1/4	BMSG620428	-
6000 PSI	48.6	1"1/2	BMSG624486	-
6000 PSI	61	2"	BMSG632610	-

Male welding counter-flange for gas tube

Contrabrida soldable macho tubo gas

Schweiß-Gegenflansch m Rohr Gas

Contre-bride à souder mâle tube gaz



SERIE	Ø EXT. Ø OUTER	TAMAÑO SIZE	Referencia Part n°	€
3000 PSI	21.5	1/2"	BCMSG308215	-
3000 PSI	17.5	1/2"	BCMSG308175	-
3000 PSI	28	3/4"	BCMSG312280	-
3000 PSI	34	1"	BCMSG316340	-
3000 PSI	42.8	1"1/4	BCMSG320428	-
3000 PSI	48.6	1"1/2	BCMSG324486	-
3000 PSI	61	2"	BCMSG332610	-
3000 PSI	77	2"1/2	BCMSG340770	-
3000 PSI	92	3"	BCMSG348920	-
3000 PSI	103	3"1/2	BCMSG561030	-
3000 PSI	115.5	4"	BCMSG3641155	-
6000 PSI	21.5	1/2"	BCMSG608215	-
6000 PSI	17.5	1/2"	BCMSG608175	-
6000 PSI	28	3/4"	BCMSG612280	-
6000 PSI	34	1"	BCMSG616340	-
6000 PSI	42.8	1"1/4	BCMSG620428	-
6000 PSI	48.6	1"1/2	BCMSG624486	-
6000 PSI	61	2"	BCMSG632610	-

Male welding flange for metric tube

Brida soldable macho tubo métrico

Schweißflansch m Rohr metr.

Bride à souder mâle tube métrique



SERIE	Ø EXT. Ø OUTER	TAMAÑO SIZE	Referencia Part n°	€
3000 PSI	25	3/4"	BMSM31225	-
3000 PSI	30	1"	BMSM31630	-
3000 PSI	38	1"1/4	BMSM32038	-
3000 PSI	42	1"1/2	BMSM32442	-
3000 PSI	61	2"	BMSM33261	-
3000 PSI	49	2"	BMSM33249	-
3000 PSI	77	3"	BMSM34877	-
3000 PSI	77	3"1/2	BMSM35677	-
3000 PSI	90	3"1/2	BMSM35690	-
3000 PSI	77	4"	BMSM36477	-
3000 PSI	90	4"	BMSM36490	-
6000 PSI	20	1/2"	BMSM60820	-
6000 PSI	20	3/4"	BMSM61220	-
6000 PSI	25	3/4"	BMSM61225	-
6000 PSI	25	1"	BMSM61625	-
6000 PSI	30	1"	BMSM61630	-
6000 PSI	38	1"1/4	BMSM62038	-
6000 PSI	38	1"1/2	BMSM62438	-
6000 PSI	61	2"	BMSM63261	-

Male welding counter-flange for metric tube

Contrabrida soldable macho tubo métrico

Schweiß-Gegenflansch m Rohr metr.

Contre-bride à souder mâle tube métrique



SERIE	Ø EXT. Ø OUTER	TAMAÑO SIZE	Referencia Part n°	€
3000 PSI	25	3/4"	BCMSM31225	-
3000 PSI	30	1"	BCMSM31630	-
3000 PSI	38	1"1/4	BCMSM32038	-
3000 PSI	42	1"1/2	BCMSM32442	-
3000 PSI	49	1"1/2	BCMSM32449	-
3000 PSI	61	2"	BCMSM33261	-
3000 PSI	49	2"	BCMSM33249	-
3000 PSI	77	2"1/2	BCMSM34077	-
3000 PSI	77	3"	BCMSM34877	-
3000 PSI	77	3"1/2	BCMSM35677	-
3000 PSI	90	3"1/2	BCMSM35690	-
3000 PSI	90	4"	BCMSM36490	-
6000 PSI	20	1/2"	BCMSM60820	-
6000 PSI	20	3/4"	BCMSM61220	-
6000 PSI	25	3/4"	BCMSM61225	-
6000 PSI	25	1"	BCMSM61625	-
6000 PSI	30	1"	BCMSM61630	-
6000 PSI	38	1"1/4	BCMSM62038	-
6000 PSI	38	1"1/2	BCMSM62438	-
6000 PSI	61	2"	BCMSM63261	-

SAE Flanges

Bridas SAE
SAE-Flansche
Brides de fixation SAE

TrAle®

Male welding flange L serie for metric tube

Brida soldable macho serie L tubo métrico

Schweißflansch m Rohr metr. Serie L

Bride à souder mâle série L tube métrique



SERIE	Ø EXT. Ø OUTER	TAMAÑO SIZE	Referencia Part n°	€
3000 PSI	20	1/2"	BMSLM30820	-
3000 PSI	22	1/2"	BMSLM30822	-
3000 PSI	28	3/4"	BMSLM31228	-
3000 PSI	35	1"	BMSLM31635	-
3000 PSI	43	1"1/4	BMSLM32043	-
3000 PSI	49	1"1/2	BMSLM32449	-
3000 PSI	61	2"	BMSLM33261	-
3000 PSI	77	2"1/2	BMSLM34077	-
3000 PSI	90	3"	BMSLM34890	-
3000 PSI	115	4"	BMSLM364115	-

Male welding counter-flange L serie for metric tube

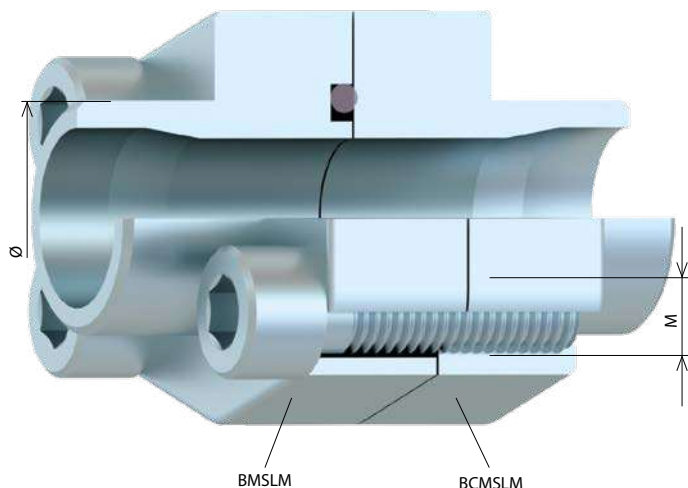
Contrabrida soldable macho serie L tubo métrico

Schweiß-Gegenflansch m Rohr metr., Serie L

Contre-bride à souder mâle série L tube métrique



SERIE	Ø EXT. Ø OUTER	TAMAÑO SIZE	Referencia Part n°	€
3000 PSI	20	1/2"	BCMSLM30820	-
3000 PSI	22	1/2"	BCMSLM30822	-
3000 PSI	28	3/4"	BCMSLM31228	-
3000 PSI	35	1"	BCMSLM31635	-
3000 PSI	43	1"1/4	BCMSLM32043	-
3000 PSI	49	1"1/2	BCMSLM32449	-
3000 PSI	61	2"	BCMSLM33261	-
3000 SPI	77	2"1/2	BCMSLM34077	-
3000 PSI	90	3"	BCMSLM34890	-
3000 PSI	115	4"	BCMSLM364115	-



Screws for SAE flanges

Tornillos para bridas SAE

Schrauben für SAE-Flansche

Vis pour brides SAE



ROSCA THREAD	TAMAÑO SIZE	Referencia Part n°	€
M8X30	3000-6000 PSI 1/2"	TB8X30	-
M10X35	3000 PSI 3/4"-1"	TB10X35	-
M10X40	3000 PSI 1" 1/4 - 6000 PSI 3/4"	TB10X40	-
M12X45	3000 PSI 1"1/2-2"-2"1/2-6000 PSI 1"	TB12X45	-
M14X45	6000 PSI 1"1/4	TB14X45	-
M16X50	3000 PSI 3"-3" 1/2-4"- 6000 PSI 1" 1/2	TB16X50	-
M20X70	6000 PSI 2"	TB20X70	-

Seals for 3000/6000 PSI flange

Juntas para bridas SAE 3000/6000 PSI

Dichtungen 3000/6000 PSI-Flansch

Joint pour bride série 3000/6000



TAMAÑO SIZE	Ø INT. Ø INNER	Ø EXT. Ø OUTER	Referencia Part n°	€
1/2"	17.02	25.40	JBR08	*
3/4"	23.36	31.72	JBR12	*
1"	31.24	39.62	JBR16	*
1"1/4	36.07	44.45	JBR20	*
1"1/2	45.34	53.98	JBR24	*
2"	54.86	63.50	JBR32	*

*See prices page 64 / *Ver precios en p.64 / *Vgl. Sie die Preise auf S.64 / *Voir les prix page 64

O-rings for 3000/6000 PSI flange

Juntas tóricas para bridas SAE 3000/6000 PSI

O-Ringe für 3000/6000 PSI-Flansch

O-rings pour bride série 3000/6000 PSI



TAMAÑO SIZE	Ø INT. Ø INNER	Referencia Part n°	€
1/2"	18.64	18.64X3.53	*
3/4"	24.99	24.99X3.53	*
1"	32.92	32.92X3.53	*
1"1/4	37.70	37.70X3.53	*
1"1/2	47.22	47.22X3.53	*
2"	56.74	56.74X3.53	*

*See prices page 64 / *Ver precios en p.64 / *Vgl. Sie die Preise auf S.64 / *Voir les prix page 64

BSP Male threaded flange

Brida roscada macho BSP

Gewindeflansch m BSP

Brides taraudées mâle BSP



SERIE	ROSCA THREAD	TAMAÑO SIZE	Referencia Part n°	€
3000 PSI	3/8" BSP	1/2"	BMRG30806	-
3000 PSI	1/2" BSP	1/2"	BMRG30808	-
3000 PSI	3/4" BSP	3/4"	BMRG31212	-
3000 PSI	1/2" BSP	3/4"	BMRG31208	-
3000 PSI	1" BSP	1"	BMRG31616	-
3000 PSI	3/4" BSP	1"	BMRG31612	-
3000 PSI	1"1/4 BSP	1"1/4	BMRG32020	-
3000 PSI	1" BSP	1"1/4	BMRG32016	-
3000 PSI	1"1/2 BSP	1"1/2	BMRG32424	-
3000 PSI	1"1/4 BSP	1"1/2	BMRG32420	-
6000 PSI	1/2" BSP	1/2"	BMRG60808	-
6000 PSI	3/8" BSP	1/2"	BMRG60806	-
6000 PSI	3/4" BSP	3/4"	BMRG61212	-
6000 PSI	1/2" BSP	3/4"	BMRG61208	-
6000 PSI	1" BSP	1"	BMRG61616	-
6000 PSI	3/4" BSP	1"	BMRG61612	-
6000 PSI	1"1/4 BSP	1"1/4	BMRG62020	-
6000 PSI	1" BSP	1"1/4	BMRG62016	-
6000 PSI	1"1/2 BSP	1"1/2	BMRG62424	-
6000 PSI	1"1/4 BSP	1"1/2	BMRG62420	-

Metric Male threaded flange

Brida roscada macho métrico

Gewindeflansch m metr.

Brides taraudées mâle Métrique




SERIE	ROSCA THREAD	TAMAÑO SIZE	Referencia Part n°	€
3000 PSI	M22x1,5	1/2"	BMRM30822	-
3000 PSI	M30x2	3/4"	BMRM31230	-
3000 PSI	M36x2	1"	BMRM31636	-
3000 PSI	M45x2	1"1/4	BMRM32045	-
3000 PSI	M52x2	1"1/2	BMRM32452	-
6000 PSI	M24x1,5	1/2"	BMRM60824	-
6000 PSI	M36X2	3/4"	BMRM61236	-
6000 PSI	M42x2	1"	BMRM61642	-
6000 PSI	M52x2	1"1/4	BMRM62052	-
6000 PSI	M52x2	1"1/2	BMRM62452	-

Blind flanges

Bridas ciegas

Blindflansche

Brides avec obturateur fermé




SERIE	TAMAÑO SIZE	Referencia Part n°	€
3000 PSI	1/2"	BBC308	-
3000 PSI	3/4"	BBC312	-
3000 PSI	1"	BBC316	-
3000 PSI	1"1/4	BBC320	-
3000 PSI	1"1/2	BBC324	-
3000 PSI	2"	BBC332	-
3000 PSI	2"1/2	BBC340	-
3000 PSI	3"	BBC348	-
3000 PSI	3"1/2	BBC356	-
3000 PSI	4"	BBC364	-
3000 PSI	5"	BBC380	-
6000 PSI	1/2"	BBC608	-
6000 PSI	3/4"	BBC612	-
6000 PSI	1"	BBC616	-
6000 PSI	1"1/4	BBC620	-
6000 PSI	1"1/2	BBC624	-
6000 PSI	2"	BBC632	-

Blind counter-flanges

Contrabridas ciegas

Blind-/Gegenflansche

Contre-brides avec obturateur fermé



SERIE	TAMAÑO SIZE	Referencia Part n°	€
3000 PSI	1/2"	BCC308	-
3000 PSI	3/4"	BCC312	-
3000 PSI	1"	BCC316	-
3000 PSI	1"1/4	BCC320	-
3000 PSI	1"1/2	BCC324	-
3000 PSI	2"	BCC332	-
3000 PSI	2"1/2	BCC340	-
3000 PSI	3"	BCC348	-
3000 PSI	3"1/2	BCC356	-
3000 PSI	4"	BCC364	-
3000 PSI	5"	BCC380	-
6000 PSI	1/2"	BCC608	-
6000 PSI	3/4"	BCC612	-
6000 PSI	1"	BCC616	-
6000 PSI	1"1/4	BCC620	-
6000 PSI	1"1/2	BCC624	-
6000 PSI	2"	BCC632	-

SAE Flanges

Bridas SAE
SAE-Flansche
Brides de fixation SAE

TrAle®

SAE Split flange

Brida partida pasante

Durchgehender Halbflansch

Demi-bride SAE passage total



SERIE SERIES	TAMAÑO SIZE	Referencia Part n°	€
3000 PSI	1/2"	BBP308	*
3000 PSI	3/4"	BBP312	*
3000 PSI	1"	BBP316	*
3000 PSI	1"1/4	BBP320	*
3000 PSI	1"1/2	BBP324	*
3000 PSI	2"	BBP332	*
3000 PSI	2"1/2	BBP340	*
3000 PSI	3"	BBP348	*
3000 PSI	3"1/2	BBP356	*
3000 PSI	4"	BBP364	*
6000 PSI	1/2"	BBP608	*
6000 PSI	3/4"	BBP612	*
6000 PSI	1"	BBP616	*
6000 PSI	1"1/4	BBP620	*
6000 PSI	1"1/2	BBP624	*
6000 PSI	2"	BBP632	*

*See prices page 64 / *Ver precios en p.64 / *Vgl. Sie die Preise auf S.64 / *Voir les prix page 64

Metric threaded counter-flange

Contrabrida rosca Métrica

Gegenflansch metr.

Contre-bride métrique



SERIE SERIES	TAMAÑO SIZE	Referencia Part n°	€
3000 PSI	1/2"	BCE308	-
3000 PSI	3/4"	BCE312	-
3000 PSI	1"	BCE316	-
3000 PSI	1"1/4	BCE320	-
3000 PSI	1"1/2	BCE324	-
3000 PSI	2"	BCE332	-
3000 PSI	2"1/2	BCE340	-
3000 PSI	3"	BCE348	-
3000 PSI	3"1/2	BCE356	-
3000 PSI	4"	BCE364	-
3000 PSI	5"	BCE380	-
6000 PSI	1/2"	BCE608	-
6000 PSI	3/4"	BCE612	-
6000 PSI	1"	BCE616	-
6000 PSI	1"1/4	BCE620	-
6000 PSI	1"1/2	BCE624	-
6000 PSI	2"	BCE632	-

SAE Flange

Brida entera pasante

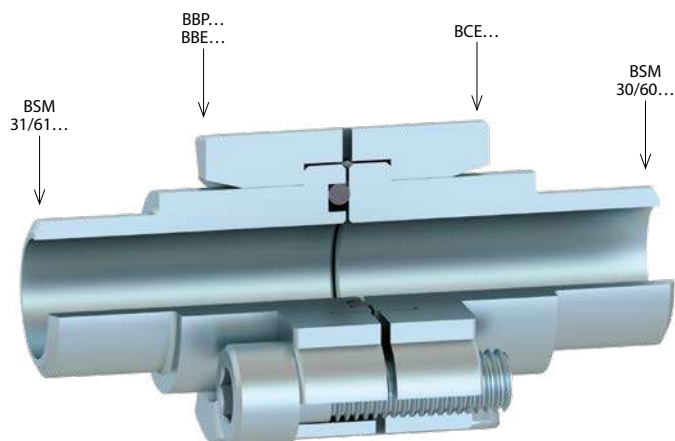
Durchgehender Vollflansch

Bride SAE monobloc passage total



SERIE SERIES	TAMAÑO SIZE	Referencia Part n°	€
3000 PSI	1/2"	BBE308	*
3000 PSI	3/4"	BBE312	*
3000 PSI	1"	BBE316	*
3000 PSI	1"1/4	BBE320	*
3000 PSI	1"1/2	BBE324	*
3000 PSI	2"	BBE332	*
3000 PSI	2"1/2	BBE340	*
3000 PSI	3"	BBE348	*
3000 PSI	3"1/2	BBE356	*
3000 PSI	4"	BBE364	*
3000 PSI	5"	BBE380	*
6000 PSI	1/2"	BBE608	*
6000 PSI	3/4"	BBE612	*
6000 PSI	1"	BBE616	*
6000 PSI	1"1/4	BBE620	*
6000 PSI	1"1/2	BBE624	*
6000 PSI	2"	BBE632	*

*See prices in p.64 (Standard Serie Fittings) / *Ver precios en p.64 (Conexiones Standard) / *Vgl. Sie die Preise auf S. 64 (Armaturen Standardserie) / *Prix à la p.64 (Embouts Série Standard)




Flange welding adaptor for metric tube

Brida cono soldable tubo métrico

Vorschweißflansch kon. Rohr metr.

Bride collet à souder tube métrique



SERIE	Ø EXT. Ø OUTER	TAMAÑO SIZE	Referencia Part n°	€
3000 PSI	16	1/2"	BSM310816	-
3000 PSI	25	3/4"	BSM311225	-
3000 PSI	30	1"	BSM311630	-
3000 PSI	38	1"1/4	BSM3132038	-
3000 PSI	45	1"1/2	BSM312445	-
3000 PSI	60	2"	BSM313260	-
3000 PSI	70	2"1/2	BSM314070	-
3000 PSI	80	3"	BSM314880	-
3000 PSI	100	3"1/2	BSM3156100	-
3000 PSI	114.3	4"	BSM31641143	-
3000 PSI	139.7	5"	BSM31801397	-
6000 PSI	16	1/2"	BSM610816	-
6000 PSI	25	3/4"	BSM611225	-
6000 PSI	30	1"	BSM611630	-
6000 PSI	38	1"1/4	BSM612038	-
6000 PSI	45	1"1/2	BSM612445	-
6000 PSI	60	2"	BSM613260	-

Counter-flange welding adaptor for metric tube

Contrabrida cono soldable tubo métrico

Schweiß-Gegenflansch kon. Rohr metr.

Contrebride collet à souder tube métrique



SERIE	Ø EXT. Ø OUTER	TAMAÑO SIZE	Referencia Part n°	€
3000 PSI	16	1/2"	BSM300816	-
3000 PSI	25	3/4"	BSM301225	-
3000 PSI	30	1"	BSM301630	-
3000 PSI	38	1"1/4	BSM302038	-
3000 PSI	45	1"1/2	BSM302445	-
3000 PSI	60	2"	BSM303260	-
3000 PSI	70	2"1/2	BSM304070	-
3000 PSI	80	3"	BSM304880	-
3000 PSI	100	3"1/2	BSM3056100	-
3000 PSI	114.3	4"	BSM30641143	-
3000 PSI	139.7	5"	BSM30801397	-
6000 PSI	16	1/2"	BSM600816	-
6000 PSI	25	3/4"	BSM601225	-
6000 PSI	30	1"	BSM601630	-
6000 PSI	38	1"1/4	BSM602038	-
6000 PSI	45	1"1/2	BSM602445	-
6000 PSI	60	2"	BSM603260	-

Cetop welding adaptor

Cono Cetop soldable exterior

Cetop-Schweißadapter

Collet Cetop à souder



SERIE	Ø EXT. Ø OUTER	TAMAÑO SIZE	Referencia Part n°	€
3000 PSI	18	3/8"	BCTS30618	-
6000 PSI	18	3/8"	BCTS60618	-


Until end of stock / Hasta fin de existencias / Bis zum Ende des Lagerbestandes / Jusqu'à la fin du stock

Cetop flanges

Bridas Cetop


Cetop-Flansche

Brides Cetop



SERIE	Ø INT. Ø INNER	TAMAÑO SIZE	Referencia Part n°	€
3000 PSI	31	1/2"	BCT30831	-

Until end of stock / Hasta fin de existencias / Bis zum Ende des Lagerbestandes / Jusqu'à la fin du stock

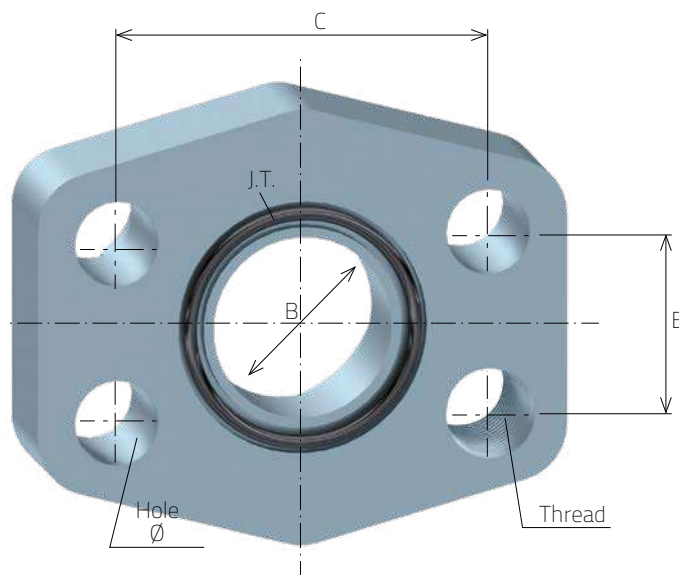


SAE Flanges

Bridas SAE
SAE-Flansche
Brides de fixation SAE

Common characteristics

Características comunes
Allgemeine Eigenschaften
Données communes



Flanges 3000 PSI

Bridas 3000 PSI
Flansche 3000 PSI
Brides 3000 PSI

Size	Max. pre.	B	C	E	O'ring NBR	PU seal	Ø	Screw *	Thread
1/2"	345 bar	13	38,1	17,48	18,64 x 3,53	JBR08	9	TB8X30	M8
3/4"	345 bar	19	47,63	22,23	24,99 x 3,53	JBR12	11	TB10X35	M10
1"	345 bar	25	52,37	26,19	32,92 x 3,53	JBR16	11	TB10X35	M10
1 1/4"	276 bar	32	58,72	30,18	37,70 x 3,53	JBR20	11,5	TB10X40	M10
1 1/2"	207 bar	38	69,85	35,71	47,22 x 3,53	JBR24	13,5	TB12X45	M12
2"	207 bar	51	77,77	42,88	56,74 x 3,53	JBR32	13,5	TB12X45	M12
2 1/2"	172 bar	63	88,9	50,8	66,27 x 3,53		13,5	TB12X45	M12
3"	138 bar	73	106,38	61,93	85,32 x 3,53		17,5	TB16X50	M16
3 1/2"	34 bar	89	120,65	69,85	98,02 x 3,53		17,5	TB16X50	M16
4"	34 bar	99	130,18	77,77	110,72 x 3,53		17,5	TB16X50	M16

Flanges 6000 PSI

Bridas 6000 PSI
Flansche 6000 PSI
Brides 6000 PSI

Size	Max. pre.	B	C	E	O'ring NBR	PU seal	Ø	Screw *	Thread
1/2"	414 bar	13	40,49	18,24	18,64 x 3,53	JBR08	9	TB8X30	M8
3/4"	414 bar	19	50,8	23,8	24,99 x 3,53	JBR12	11	TB10X40	M10
1"	414 bar	25	57,15	27,76	32,92 x 3,53	JBR16	13	TB12X45	M12
1 1/4"	414 bar	32	66,68	31,75	37,70 x 3,53	JBR20	15	TB14X45	M14
1 1/2"	414 bar	38	79,38	36,5	47,22 x 3,53	JBR24	17	TB16X50	M16
2"	414 bar	51	98,82	44,45	56,74 x 3,53	JBR32	21	TB20X70	M20

* Screws are in carbon steel. For Stainless Steel screws, ask for ZTB... part number.

Tornillos en acero carbono. Para tornillos en acero inoxidable, pedir ZTB...

Die Schrauben sind aus Karbonstahl. Für Edelstahl fragen Sie bitten nach ZTB... Artikelnummern.

Les vis sont en acier carbone. Pour vis en acier inoxydable, veuillez demander les références ZTB ...

TUS KITS DE MONTAJE

KITS FOR OEM

En estos kits incluimos todas las piezas necesarias para que los clientes puedan ensamblar sus propios equipos. Integramos servicios de montaje, comerciales, tecnológicos y logísticos. Además, pueden ser personalizados, marcados y etiquetados.

These kits include all necessary items for the customer to assemble their own equipment. We integrate assembly, commercial, technological and logistics services. Additionally, kits can be personalized, marked, and labeled.



TrΔle[®]

WWW.DICSAES.COM

Clamps for pipe - TrΔle® 268

Abrazaderas Serie ligera TrΔle®
Schellen für Rohr TrΔle®
Colliers de fixation TrΔle®

Clamps double Series - TrΔle® 273

Abrazaderas Serie doble TrΔle®
Doppel-Serie TrΔle®
Colliers Serie double TrΔle®

Clamps heavy Series - TrΔle® 276

Abrazaderas Serie pesada TrΔle®
Schwere Serie TrΔle®
Colliers Série lourde TrΔle®

Accessories for clamps - TrΔle® 279

Accesorios abrazaderas TrΔle®
Zubehör Schellen TrΔle®
Accessoires colliers TrΔle®



04

TRΔLE® CLAMPS

Abrazaderas TrΔle®

Schellen TrΔle®

Colliers TrΔle®

Clamps for pipe - TrΔle®

Abrazaderas Serie ligera TrΔle®

Schellen für Rohr TrΔle®

Colliers de fixation TrΔle®

Light serie clamp ▪ Completas ▪ Befestigungsschellen - Leichte Serie ▪ Colliers de fixation série légère

| 268



A40AZ

A40AZPL

A41AZ

A41AZPL

A40AL

A41AL

A40BL

A41BL

Parts ▪ Componentes ▪ Zubehör ▪ Composants

| 270



A..C

AL..C

A...AL

A...BL

AML

APIN

AVTE

APS

AVTC

Accessories ▪ Accesorios ▪ Zubehör ▪ Accessoires

| 271



APAG

AVTA

APT

APA

Clamps double Series - TrΔle®

Abrazaderas Serie doble TrΔle®

Doppel-Serie TrΔle®

Colliers Serie double TrΔle®

Double ▪ Completas ▪ Doppelte ▪ Complets

| 273



AZCFS

AZCBL

Parts ▪ Componentes ▪ Komponenten ▪ Composants

| 273



AD..C

AD..BL

AZCAR

AD..AR

ADPIN

ADPS

ADVTE

Accessories ▪ Accesorios ▪ Zubehör ▪ Accessories

| 275



ADPAG

ADPA

ADVTA

Clamps heavy Series - TrΔle®

Abrazaderas Serie pesada TrΔle®

Schwere Serie TrΔle®

Colliers Série lourde TrΔle®

Complete ▪ Completas ▪ Komplett ▪ Complètes

| 276



AZCPS



AZALPS

Parts ▪ Componentes ▪ Zubehör ▪ Accessoires

| 277



AMPP C



AMS



AMPP L



APVTA



AVTEP



APINP



APSP



APAP

Accessories for clamps - TrΔle®

Accesorios abrazaderas TrΔle®

Zubehör Schellen TrΔle®

Accessoires colliers TrΔle®

Accessories for lane ▪ Accesorios carril ▪ Zubehör für Schiene ▪ Accessoires pour lane

| 279



TC/TS

Clamps for pipe - TrAle®

Abrazaderas Serie ligera TrAle®

Schellen für Rohr TrAle®


Colliers de fixation TrAle®

Light series simple clamp

Abrazadera simple completa, serie ligera

Einfache Befestigungsschelle komplett - Leichte Serie

Collier de fixation complet simple, série légère



DN	GRUPO GROUP	u/ Bolsa u/ Bag	Referencia Part n°	€
6	1	10	A40AZ06	-
8	1	10	A40AZ08	-
10	1	10	A40AZ10	-
12	1	10	A40AZ12	-
1 1/4"	2	10	A40AZ13.2	-
14	2	10	A40AZ14	-
15	2	10	A40AZ15	-
16	2	10	A40AZ16	-
3/8"	2	10	A40AZ16.7	-
18	2	10	A40AZ18	-
19	3	10	A40AZ19	-
20	3	10	A40AZ20	-
1 1/2"	3	10	A40AZ21.3	-
22	3	10	A40AZ22	-
25	3	10	A40AZ25	-
3/4"	4	10	A40AZ26.7	-
28	4	10	A40AZ28	-
30	4	10	A40AZ30	-
32	5	10	A40AZ32	-
1"	5	10	A40AZ33.3	-
35	5	10	A40AZ35	-
38	5	10	A40AZ38	-
40	5	10	A40AZ40	-
42-1" 1/4	5	10	A40AZ42	-
1" 1/2	6	10	A40AZ48.3	-
50.8	6	10	A40AZ50.8	-


Polyamide plastics on request / Consultar plásticos en poliamida / Fragen Sie Teile aus Polyamid bitte nach / Plastique polyamide sur demande

Light series reinforced clamp

Abrazadera completa, serie ligera reforzada

Befestigungsschelle komplett - Leichte Serie verstärkt

Colliers de fixation simple série légère renforcés



DN	GRUPO GROUP	u/ Bolsa u/ Bag	Referencia Part n°	€
6	1	10	A41AZ06	-
8	1	10	A41AZ08	-
10	1	10	A41AZ10	-
12	1	10	A41AZ12	-
1 1/4"	2	10	A41AZ13.2	-
14	2	10	A41AZ14	-
15	2	10	A41AZ15	-
16	2	10	A41AZ16	-
3/8"	2	10	A41AZ16.7	-
18	2	10	A41AZ18	-
20	3	10	A41AZ20	-
1 1/2"	3	10	A41AZ21.3	-
22	3	10	A41AZ22	-
25	3	10	A41AZ25	-
3/4"	4	10	A41AZ26.7	-
28	4	10	A41AZ28	-
30	4	10	A41AZ30	-
1"	5	10	A41AZ33.7	-
35	5	10	A41AZ35	-
38	5	10	A41AZ38	-
40	5	10	A41AZ40	-
42-1" 1/4	5	10	A41AZ42	-
44.5	6	10	A41AZ44.5	-
1" 1/2	6	10	A41AZ48.3	-
50.8	6	10	A41AZ50.8	-


Polyamide plastics on request / Consultar plásticos en poliamida / Fragen Sie Teile aus Polyamid bitte nach / Plastique polyamide sur demande

Light series simple clamp, plastic smooth profile

Abrazadera simple completa, serie ligera, plásticos perfil liso

Komplette einfache Klammer, leichte Reihe, Kunststoff glattes Profil

Collier de fixation complet simple, série légère, plastique profil lisse




DN	GRUPO GROUP	u/ Bolsa u/ Bag	Referencia Part n°	€
8	1	10	A40AZ08PL	-
10	1	10	A40AZ10PL	-
12	1	10	A40AZ12PL	-
1 1/4"	2	10	A40AZ13.2PL	-
15	2	10	A40AZ15PL	-
3/8"	2	10	A40AZ16.7PL	-
18	2	10	A40AZ18PL	-
20	3	10	A40AZ20PL	-
1 1/2"	3	10	A40AZ21.3PL	-
22	3	10	A40AZ22PL	-
25	3	10	A40AZ25PL	-
3/4"	4	10	A40AZ26.7PL	-
28	4	10	A40AZ28PL	-
30	4	10	A40AZ30PL	-
1"	5	10	A40AZ33.3PL	-
35	5	10	A40AZ35PL	-
38	5	10	A40AZ38PL	-
42-1" 1/4	5	10	A40AZ42PL	-

Light series reinforced clamp, plastic smooth profile

Abrazadera completa, serie ligera reforzada, plásticos perfil liso

Komplette Klammer, verstärkte leichte Reihe, Kunststoff glattes Profil

Colliers de fixation simple série légère renforcés, plastique profil lisse



DN	GRUPO GROUP	u/ Bolsa u/ Bag	Referencia Part n°	€
8	1	10	A41AZ08PL	-
10	1	10	A41AZ10PL	-
12	1	10	A41AZ12PL	-
1 1/4"	2	10	A41AZ13.2PL	-
15	2	10	A41AZ15PL	-
3/8"	2	10	A41AZ16.7PL	-
18	2	10	A41AZ18PL	-
20	3	10	A41AZ20PL	-
1 1/2"	3	10	A41AZ21.3PL	-
22	3	10	A41AZ22PL	-
25	3	10	A41AZ25PL	-
3/4"	4	10	A41AZ26.7PL	-
28	4	10	A41AZ28PL	-
30	4	10	A41AZ30PL	-
1"	5	10	A41AZ33.3PL	-
35	5	10	A41AZ35PL	-
38	5	10	A41AZ38PL	-
42-1" 1/4	5	10	A41AZ42PL	-

Clamps for pipe - TrΔle®

Abrazaderas Serie ligera TrΔle®

Schellen für Rohr TrΔle®

Colliers de fixation TrΔle®

Complete simple clamp, light series, aluminium

Abrazadera simple completa, serie ligera, Aluminio

Einfache Rohrschelle komplett - Leichte Serie, Aluminium

Collier simple complet, série légère, aluminium




DN	GRUPO GROUP	u/ Bolsa u/ Bag	Referencia Part n°	€
6	1	10	A40AL06	-
8	1	10	A40AL08	-
10	1	10	A40AL10	-
12	1	10	A40AL12	-
1 1/4"	2	10	A40AL13.5	-
14	2	10	A40AL14	-
15	2	10	A40AL15	-
16	2	10	A40AL16	-
3/8"	2	10	A40AL17.2	-
18	2	10	A40AL18	-
19	3	10	A40AL19	-
20	3	10	A40AL20	-
1/2"	3	10	A40AL21.3	-
22	3	10	A40AL22	-
25	3	10	A40AL25	-
3/4"	4	10	A40AL26.9	-
28	4	10	A40AL28	-
30	4	10	A40AL30	-
32	5	10	A40AL32	-
1"	5	10	A40AL33.7	-
35	5	10	A40AL35	-
38	5	10	A40AL38	-
40	5	10	A40AL40	-
42-1" 1/4	5	10	A40AL42	-
1"1/2	6	10	A40AL48.3	-
50.8	6	10	A40AL50.8	-

Complete simple clamp, light series reinforced, aluminium

Abrazadera completa, serie ligera reforzada, Aluminio

Rohrschelle komplett - Leichte Serie, verstärkt, Aluminium

Collier complet, série légère renforcée, aluminium



DN	GRUPO GROUP	u/ Bolsa u/ Bag	Referencia Part n°	€
6	1	10	A41AL06	-
8	1	10	A41AL08	-
10	1	10	A41AL10	-
12	1	10	A41AL12	-
1 1/4"	2	10	A41AL13.5	-
14	2	10	A41AL14	-
15	2	10	A41AL15	-
16	2	10	A41AL16	-
3/8"	2	10	A41AL17.2	-
18	2	10	A41AL18	-
19	3	10	A41AL19	-
20	3	10	A41AL20	-
1/2"	3	10	A41AL21.3	-
22	3	10	A41AL22	-
25	3	10	A41AL25	-
3/4"	4	10	A41AL26.9	-
28	4	10	A41AL28	-
30	4	10	A41AL30	-
32	5	10	A41AL32	-
1"	5	10	A41AL33.7	-
35	5	10	A41AL35	-
38	5	10	A41AL38	-
40	5	10	A41AL40	-
42-1" 1/4	5	10	A41AL42	-
1"1/2	6	10	A41AL48.3	-
50.8	6	10	A41AL50.8	-

Light series simple clamp, blue plastic

Abrazadera simple completa, serie ligera, plásticos azules

Komplette einfache Klammer, leichte Reihe, Kunststoff blau

Collier de fixation complet simple, série légère, plastique bleu




DN	GRUPO GROUP	UNIDADES POR BOLSA UNITS PER BAG	Referencia Part n°	€
6	1	10	A40BL06	-
8	1	10	A40BL08	-
10	1	10	A40BL10	-
12	1	10	A40BL12	-
1 1/4"	2	10	A40BL13.5	-
14	2	15	A40BL15	-
15	2	10	A40BL16	-
18	2	10	A40BL18	-
20	3	10	A40BL20	-
1/2"	3	10	A40BL21.3	-
22	3	10	A40BL22	-
25	3	10	A40BL25	-
3/4"	4	10	A40BL26.9	-
28	4	10	A40BL28	-
30	4	10	A40BL30	-
1"	5	10	A40BL33.7	-
1"1/2	6	10	A40BL48.3	-

Light series reinforced clamp, blue plastic

Abrazadera completa, serie ligera reforzada, plásticos azules

Komplette Klammer, verstärkte leichte Reihe, Kunststoff blau

Colliers de fixation simple série légère renforcés, plastique bleu



DN	GRUPO GROUP	UNIDADES POR BOLSA UNITS PER BAG	Referencia Part n°	€
6	1	10	A41BL06	-
8	1	10	A41BL08	-
10	1	10	A41BL10	-
12	1	10	A41BL12	-
1 1/4"	2	10	A41BL13.5	-
15	2	10	A41BL15	-
16	2	10	A41BL16	-
18	2	10	A41BL18	-
20	3	10	A41BL20	-
1/2"	3	10	A41BL21.3	-
22	3	10	A41BL22	-
25	3	10	A41BL25	-
3/4"	4	10	A41BL26.9	-
28	4	10	A41BL28	-
30	4	10	A41BL30	-
1"	5	10	A41BL33.7	-
1"1/2	6	10	A41BL48.3	-

Clamps for pipe - TrAle®

Abrazaderas Serie ligera TrAle®

Schellen für Rohr TrAle®

Colliers de fixation TrAle®

Plastics polypropylene simple, light series

Plásticos polipropileno, serie ligera

Polypropylenteile einfach, Leichte Serie

Plastique polypropylene, série légère



DN	GRUPO GROUP	Referencia Part n°	€
6	1	A106C	-
8	1	A108C	-
10	1	A110C	-
12	1	A112C	-
1 1/4"	2	A213.2C	-
14	2	A214C	-
15	2	A215C	-
3/8"	2	A216.7C	-
16	2	A216C	-
18	2	A218C	-
19	3	A319C	-
20	3	A320C	-
1 1/2"	3	A321.3C	-
22	3	A322C	-
23	3	A323C	-
25	3	A325C	-
3/4"	4	A426.7C	-
28	4	A428C	-
30	4	A430C	-
32	5	A532C	-
1"	5	A533.7C	-
35	5	A535C	-
38	5	A538C	-
40	5	A540C	-
42-1"1/4	5	A542C	-
44.5	6	A644.5C	-
1"1/2	6	A648.3C	-
50.8	6	A650.8C	-


Price per couple / Precio por pareja / Preis für ein Paar / Prix par paire

Plastics smooth profile, light series

Plásticos perfil liso, serie ligera

Plastikteile glatt, Leichte Serie

Plastique profil lisse, série légère



DN	GRUPO GROUP	Referencia Part n°	€
8	1	AL108C	-
10	1	AL110C	-
12	1	AL112C	-
1 1/4"	2	AL213.2C	-
15	2	AL215C	-
3/8"	2	AL216.7C	-
18	2	AL218C	-
20	3	AL320C	-
1 1/2"	3	AL321.3C	-
22	3	AL322C	-
25	3	AL325C	-
3/4"	4	AL426.7C	-
28	4	AL428C	-
30	4	AL430C	-
1"	5	AL533.3C	-
35	5	AL535C	-
38	5	AL538C	-
42-1"1/4	5	AL542C	-

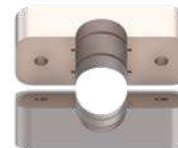
Price per couple / Precio por pareja / Preis für ein Paar / Prix par paire

Aluminium clamp body, light series

Cuerpo abrazadera Aluminio, serie ligera

Körper Rohrschelle, leichte Serie, Aluminium

Corps collier aluminium, série légère



DN	GRUPO GROUP	Referencia Part n°	€
6	1	A106AL	-
8	1	A108AL	-
10	1	A110AL	-
12	1	A112AL	-
1 1/4"	2	A213.5AL	-
14	2	A214AL	-
15	2	A215AL	-
16	2	A216AL	-
3/8"	2	A217.2AL	-
18	2	A218AL	-
19	3	A319AL	-
20	3	A320AL	-
1 1/2"	3	A321.3AL	-
22	3	A322AL	-
25	3	A325AL	-
3/4"	4	A426.9AL	-
28	4	A428AL	-
30	4	A430AL	-
32	5	A532AL	-
1"	5	A533.7AL	-
35	5	A535AL	-
38	5	A538AL	-
40	5	A540AL	-
42-1"1/4	5	A542AL	-
1"1/2	6	A648.3AL	-
50.8	6	A650.8AL	-

Price per couple / Precio por pareja / Preis für ein Paar / Prix par paire

Blue Plastics polypropylene, light serie

Plásticos Polipropileno Serie Ligera Azul

Blau Polypropylenteile, Leichte Serie

Plastique polypropylene, série légère Bleu



DN	GRUPO GROUP	Referencia Part n°	€
6	1	A106BL	-
8	1	A108BL	-
10	1	A110BL	-
12	1	A112BL	-
1 1/4"	2	A213.5BL	-
15	2	A215BL	-
16	2	A216BL	-
18	2	A218BL	-
20	3	A320BL	-
1 1/2"	3	A321.3BL	-
22	3	A322BL	-
25	3	A325BL	-
3/4"	4	A426.9BL	-
28	4	A428BL	-
30	4	A430BL	-
1"	5	A533.7BL	-
1"1/2	6	A648.3BL	-

Price per couple / Precio por pareja / Preis für ein Paar / Prix par paire

Clamps for pipe - TrΔle®

Abrazaderas Serie ligera TrΔle®

Schellen für Rohr TrΔle®

Colliers de fixation TrΔle®

Plastic for anti-vibration clamps

Plásticos para abrazaderas anti-vibración

Plastikteile für Anti-Vibrationsschellen für Schläuche

Plastiques pour colliers de fixation anti-vibratoire



DN	SERIE	GRUPO GROUP	Referencia Part n°	€
12.7	L	4	AML401270	-
14	L	4	AML401400	-
19	L	4	AML401900	-
22	L	6	AML602200	-
28	L	6	AML602800	-
30	L	6	AML603000	-

Price per couple / Precio por pareja / Preis für ein Paar / Prix par paire

Lower plate simple, light series

Chapas inferiores, serie ligera

Unterbleche, Leichte Serie

Plaques inférieures à souder série légère



GRUPO GROUP	Referencia Part n°	€
1	APIN1	-
2	APIN2	-
3	APIN3	-
4	APIN4	-
5	APIN5	-
6	APIN6	-

Hexagonal bolt, light series reinforced

Tornillos cabeza hexagonal, serie ligera reforzada

Hexagonalkopf-Schrauben, Leichte Serie, verstärkt

Vis hexagonale, série légère renforcée



ROSCA THREAD	GRUPO GROUP	Referencia Part n°	€
M6	1	AVTE1	-
M6	2	AVTE2	-
M6	3	AVTE3	-
M6	4	AVTE4	-
M6	5	AVTE5	-
M6	6	AVTE6	-

Upper plate, light series reinforced

Chapas superiores, serie ligera reforzada

Oberbleche, Leichte Serie - verstärkt

Plaques supérieures de protection, série légère renforcée



GRUPO GROUP	Referencia Part n°	€
1	APS1	-
2	APS2	-
3	APS3	-
4	APS4	-
5	APS5	-
6	APS6	-

Simple Allen bolt, light series

Tornillos cabeza Allen, serie ligera

Allen-Schrauben, Leichte Serie

Vis tête six pans creux Allen série légère



ROSCA THREAD	GRUPO GROUP	Referencia Part n°	€
M6	1	AVTC1	-
M6	2	AVTC2	-
M6	3	AVTC3	-
M6	4	AVTC4	-
M6	5	AVTC5	-
M6	6	AVTC6	-

Price per couple / Precio por pareja / Preis für ein Paar / Prix par paire

Jointed plate for simple clamp

Chapa agrupar abrazaderas simples

Verbindungsplatte für einfache Befestigungsschellen

Plaque à joindre pour collier simple



GRUPO GROUP	N° ABRAZ CLAMP QTY.	Referencia Part n°	€
1	10	APAG1	-
2	10	APAG2	-
3	10	APAG3	-
4	10	NEW APAG4	-
5	10	NEW APAG5	-
6	10	NEW APAG6	-

Light serie screw to pile up

Tornillo apilar ligera

Hohlschraube für Stapelung - Leichte Serie

Vis pour empiler série légère



ROSCA THREAD	GRUPO GROUP	Referencia Part n°	€
M6	1	AVTA1	-
M6	2	AVTA2	-
M6	3	AVTA3	-
M6	4	AVTA4	-
M6	5	AVTA5	-
M6	6	AVTA6	-

Elongated weld plate

Chapa atornillar Abr. Simples

Unterblech zum Verschrauben - einfach

Plaque à visser



GRUPO GROUP	Referencia Part n°	€
1	APT1	-
2	APT2	-
3	APT3	-
4	APT4	-
5	APT5	-
6	APT6	-

Clamps for pipe - TrΔle®

Abrazaderas Serie ligera TrΔle®

Schellen für Rohr TrΔle®

Colliers de fixation TrΔle®

Light serie plate to pile up

Chapa apilar ligera

Unterblech für Stapelung - Leichte Serie

Plaque pour empiler série légère



GRUPO GROUP	Referencia Part n°	€
1	APA1	-
2	APA2	-
3	APA3	-
4	APA4	-
5	APA5	-
6	APA6	-

PROPIEDADES DE MATERIALES | MATERIAL PROPERTIES

	POLIPROPILENO Polypropilene (PP)	POLIAMIDA Polyamide (PA)	ALUMINIO Aluminium (AL)	ELASTOMEROS TERMOPLASTICOS Thermoplastic elastomer (TPE)
PROPIEDADES MECÁNICAS Mechanical properties				
ENSAYO IZOD (Mellado,23°C) Izod Impact Strength (Notched,23°C)	>40 KJ/m2 ISO 180	>5 KJ/m2 ISO 180		
ENSAYO IZOD (Mellado,-30°C) Izod Impact Strength (Notched,-30°C)	>6 KJ/m2 ISO 180	>2 KJ/m2 ISO 180		
MÓDULO DE ELASTICIDAD Modulus of elasticity	1200-1250 N/mm2 ISO 527-2	>2000 N/mm2 ISO 527-2	70.000 N/mm2	3,6 N/mm2 (MODULUS@100) ASTM D 412
RESISTENCIA A LA TRACCIÓN Tensile strength	>23 N/mm2 ISO 527-2	>60 N/mm2 ISO 527-2	>160 N/mm2 DIN EN 10002	>3,95 N/mm2 ASTM D 412
DUREZA HARDNESS	>80 ISO 2039-2 (Rockwell-R)	>70 ISO 868 (Shore D)	>80 Brinell hardness	>85 ASTM D 2240 (Shore A)
RANGO DE TEMPERATURAS temperature range	-30°C/90°C	-40°C/120°C	Max. 300°C	-40°C/120°C
PROPIEDADES QUÍMICAS Chemical properties				
ÁCIDOS, DISOLVENTES Acids, Solvents	RESISTENTE (según concentración) Conditionally Consistent	RESISTENTE (según concentración) Conditionally Consistent	RESISTENTE (según concentración) Conditionally Consistent	RESISTENTE (según concentración) Conditionally Consistent
HIDROCARBUROS, ACEITES MINERALES Hydrocarbons, Mineral oils	RESISTENTE (según concentración) Conditionally Consistent	RESISTENTE Consistent	RESISTENTE Consistent	RESISTENTE Consistent
ALCOHOL, AGUA DE MAR, OTROS ACEITES Alcohol, Seawater, Other oils	RESISTENTE Consistent	RESISTENTE Consistent	RESISTENTE Consistent	RESISTENTE Consistent

Clamps double Series - TrΔle®

Abrazaderas Serie doble TrΔle®

Doppel-Serie TrΔle®


Colliers Serie double TrΔle®

Double clamp - parallel

Abrazaderas dobles completas

Doppelte Befestigungsschellen - komplett

Colliers de fixation doubles complets



DN	GRUPO GROUP	u/ Bolsa u/ Bag	Referencia Part n°	€
6	1	10	AZCFS06	-
8	1	10	AZCFS08	-
10	1	10	AZCFS10	-
12	1	10	AZCFS12	-
1 1/4"	2	10	AZCFS13.2	-
14	2	10	AZCFS14	-
15	2	10	AZCFS15	-
16	2	10	AZCFS16	-
3/8"	2	10	AZCFS16.7	-
18	2	10	AZCFS18	-
19	3	10	AZCFS19	-
20	3	10	AZCFS20	-
1 1/2"	3	10	AZCFS21.3	-
22	3	10	AZCFS22	-
25	3	10	AZCFS25	-
3/4"	4	10	AZCFS26.7	-
28	4	10	AZCFS28	-
30	4	10	AZCFS30	-
32	5	10	AZCFS32	-
1"	5	10	AZCFS33.3	-
35	5	10	AZCFS35	-
38	5	10	AZCFS38	-
40	5	10	AZCFS40	-
42	5	10	AZCFS42	-

Polyamide and aluminium plastics, on request / Consultar plásticos en poliamida y aluminio / Fragen Sie Teile aus Polyamid und Aluminium bitte nach / Plastique polyamide et aluminium, sur demande

Double clamp - parallel, blue

Abrazaderas dobles completas, plástico azul

Doppelte Befestigungsschellen - komplett, blau

Colliers de fixation doubles complets, bleu




DN	GRUPO GROUP	UNIDADES POR BOLSA UNITS PER BAG	Referencia Part n°	€
8	1	10	AZCBL08	-
10	1	10	AZCBL10	-
12	1	10	AZCBL12	-
14	2	10	AZCBL14	-
15	2	10	AZCBL15	-
16	2	10	AZCBL16	-
18	2	10	AZCBL18	-
20	3	10	AZCBL20	-
22	3	10	AZCBL22	-
25	3	10	AZCBL25	-

Double plastics polypropylene

Plásticos polipropileno dobles

Polypropylenteile doppelt

Double plastiques polypropylene



DN	GRUPO GROUP	Referencia Part n°	€
6	1	AD106C	-
8	1	AD108C	-
10	1	AD110C	-
12	1	AD112C	-
1 1/4"	2	AD213.2C	-
14	2	AD214C	-
15	2	AD215C	-
3/8"	2	AD216.7C	-
16	2	AD216C	-
18	2	AD218C	-
19	3	AD319C	-
20	3	AD320C	-
1 1/2"	3	AD321.3C	-
22	3	AD322C	-
25	3	AD325C	-
3/4"	4	AD426.7C	-
28	4	AD428C	-
30	4	AD430C	-
32	5	AD532C	-
1"	5	AD533.3C	-
35	5	AD535C	-
38	5	AD538C	-
40	5	AD540C	-
42	5	AD542C	-

Price per couple / Precio por pareja / Preis für ein Paar / Prix par paire

Blue Double plastics polypropylene

Plástico Polipropileno Doble Azul

Blau Polypropylenteile doppelt

Plastiques polypropylene doubles Bleu



DN	GRUPO GROUP	Referencia Part n°	€
8	1	AD108BL	-
10	1	AD110BL	-
12	1	AD112BL	-
14	2	AD214BL	-
15	2	AD215BL	-
16	2	AD216BL	-
18	2	AD218BL	-
20	3	AD320BL	-
22	3	AD322BL	-
25	3	AD325BL	-

Price per couple / Precio por pareja / Preis für ein Paar / Prix par paire

Clamps double Series - TrΔle®

Abrazaderas Serie doble TrΔle®

Doppel-Serie TrΔle®

Colliers Serie double TrΔle®

Full anti-rotational double clamps

Abrazaderas dobles completas anti-rotatorias

Vollständig verdrehsichere Doppelklemmen

Pinces doubles anti-rotation complètes




DN	GRUPO GROUP	u/ Bolsa u/ Bag	Referencia Part n°	€
6	1	10	AZCAR06	-
8	1	10	AZCAR08	-
10	1	10	AZCAR10	-
12	1	10	AZCAR12	-
1/4"	2	10	AZCAR13.2	-
14	2	10	AZCAR14	-
15	2	10	AZCAR15	-
16	2	10	AZCAR16	-
3/8"	2	10	AZCAR16.7	-
18	2	10	AZCAR18	-
19	3	10	AZCAR19	-
20	3	10	AZCAR20	-
1/2"	3	10	AZCAR21.3	-
22	3	10	AZCAR22	-
25	3	10	AZCAR25	-
3/4"	4	10	AZCAR26.7	-
28	4	10	AZCAR28	-
30	4	10	AZCAR30	-
32	5	10	AZCAR32	-
1"	5	10	AZCAR33.3	-
35	5	10	AZCAR35	-
38	5	10	AZCAR38	-
40	5	10	AZCAR40	-
42	5	10	AZCAR42	-

Double anti-rotational polypropylene plastics

Plásticos polipropileno dobles anti-rotatorios

Doppelt verdrehsicherer Polypropylen-Kunststoff

Plastiques polypropylène double anti-rotation




DN	GRUPO GROUP	Referencia Part n°	€
6	1	AD106AR	-
8	1	AD108AR	-
10	1	AD110AR	-
12	1	AD112AR	-
1/4"	2	AD213.2AR	-
14	2	AD214AR	-
15	2	AD215AR	-
3/8"	2	AD216.7AR	-
16	2	AD216AR	-
18	2	AD218AR	-
19	3	AD319AR	-
20	3	AD320AR	-
1/2"	3	AD321.3AR	-
22	3	AD322AR	-
25	3	AD325AR	-
3/4"	4	AD426.7AR	-
28	4	AD428AR	-
30	4	AD430AR	-
32	5	AD532AR	-
1"	5	AD533.3AR	-
35	5	AD535AR	-
38	5	AD538AR	-
40	5	AD540AR	-
42	5	AD542AR	-

ABRAZADERAS

ANTI-ROTATORIAS

*FÁCIL INSTALACIÓN
EFECTO ANTI-ROTATORIO
REDUCE TIEMPO DE MONTAJE*



ANTI-ROTATORY CLAMPS

*EASY INSTALLATION
NON-ROTATION BENEFIT
DECREASE IN ASSEMBLY TIME*

Clamps double Series - TrΔle®

Abrazaderas Serie doble TrΔle®

Doppel-Serie TrΔle®

Colliers Serie double TrΔle®

Double lower plate

Chapas inferiores

Unterbleche

Plaques inférieures à souder doubles



ROSCA THREAD	GRUPO GROUP	Referencia Part n°	€
M6	1	ADPIN1	-
M8	2	ADPIN2	-
M8	3	ADPIN3	-
M8	4	ADPIN4	-
M8	5	ADPIN5	-

Double upper plate

Chapas superiores

Oberbleche

Plaques supérieures de protection doubles



GRUPO GROUP	Referencia Part n°	€
1	ADPS1	-
2	ADPS2	-
3	ADPS3	-
4	ADPS4	-
5	ADPS5	-

Double hexagonal bolt

Tornillos cabeza hexagonal

Hexagonalkopf-Schrauben

Vis hexagonale



ROSCA THREAD	GRUPO GROUP	Referencia Part n°	€
M6	1	ADVTE1	-
M8	2	ADVTE2	-
M8	3	ADVTE3	-
M8	4	ADVTE4	-
M8	5	ADVTE5	-

Jointed plate for double clamp

Chapa agrupar abrazaderas dobles

Verbindungsplatte für doppelte Befestigungsschellen

Plaque à joindre pour collier double



ROSCA THREAD	GRUPO GROUP	N° ABRAZADERAS CLAMP QTY.	Referencia Part n°	€
M6	1	5	ADPAG1	-
M8	2	2	A2DPIN2	-
M8	2	3	A3DPIN2	-
M8	2	5	ADPAG2	-
M8	3	3	A3DPIN3	-
M8	3	5	ADPAG3	-

Double series plate to pile up

Chapa apilar doble

Unterblech für Stapelung - Doppelte Serie

Plaque pour empiler série double



GRUPO GROUP	Referencia Part n°	€
1	ADPA1	-
2/3/4/5	ADPA2	-

Double series screw to pile up

Tornillo apilar doble

Hohlschraube für Stapelung - Doppelte Serie

Vis pour empiler série double



ROSCA THREAD	GRUPO GROUP	Referencia Part n°	€
M8	2	ADVTA2	-
M8	3	ADVTA3	-
M8	4	ADVTA4	-
M8	5	ADVTA5	-

For Group 1: AVTA1 (Light) / Para Grupo 1: AVTA1 (ligera) / Für Gruppe 1: AVTA1 (leicht) / Pour le Groupe 1: AVTA1 (légère)

Clamps heavy Series - TrΔle®

Abrazaderas Serie pesada TrΔle®

Schwere Serie TrΔle®

Colliers Série lourde TrΔle®

Heavy clamp, heavy series

Abrazadera completa, serie pesada

Befestigungsschelle komplett - Schwere Serie verstärkt

Collier de fixation simple complet, série lourde



Aluminium Heavy clamp, heavy series

Abrazadera completa aluminio, serie pesada

Aluminium Befestigungsschelle komplett - Schwere Serie verstärkt

Collier de fixation en aluminium, série lourde



DN	GRUPO GROUP	Referencia Part n°	€
6	1	AZCPS06	-
8	1	AZCPS08	-
10	1	AZCPS10	-
12	1	AZCPS12	-
1 1/4"	1	AZCPS13.2	-
14	1	AZCPS14	-
15	1	AZCPS15	-
16	1	AZCPS16	-
3/8"	1	AZCPS17.2	-
18	1	AZCPS18	-
20	2	AZCPS20	-
1 1/2"	2	AZCPS21.3	-
22	2	AZCPS22	-
25	2	AZCPS25	-
3/4"	2	AZCPS26.7	-
28	2	AZCPS28	-
30	2	AZCPS30	-
32	3	AZCPS32	-
1"	3	AZCPS33.3	-
35	3	AZCPS35	-
38	3	AZCPS38	-
40	3	AZCPS40	-
42	3	AZCPS42	-
1 1/4"	4	AZCPS42.4	-
45	4	AZCPS45	-
48-1 1/2"	4	AZCPS48	-
1 1/2"	4	AZCPS48.4	-
50	4	AZCPS50	-
55	4	AZCPS55	-
60	4	AZCPS60	-
60-2"	4	AZCPS60.3	-
65	4	AZCPS65	-
70	4	AZCPS70	-

DN	GRUPO GROUP	Referencia Part n°	€
6	1	AZALPS06	-
8	1	AZALPS08	-
10	1	AZALPS10	-
12	1	AZALPS12	-
1 1/4"	1	AZALPS13.2	-
14	1	AZALPS14	-
15	1	AZALPS15	-
16	1	AZALPS16	-
3/8"	1	AZALPS17.2	-
18	1	AZALPS18	-
20	2	AZALPS20	-
1 1/2"	2	AZALPS21.3	-
22	2	AZALPS22	-
25	2	AZALPS25	-
3/4"	2	AZALPS26.7	-
28	2	AZALPS28	-
30	2	AZALPS30	-
32	3	AZALPS32	-
1"	3	AZALPS33.3	-
35	3	AZALPS35	-
38	3	AZALPS38	-
42 - 1" 1/4	3	AZALPS42	-
42 - 1" 1/4	4	AZALPS42.4	-
45	4	AZALPS45	-
48-1" 1/2	4	AZALPS48	-
50	4	AZALPS50	-
55	4	AZALPS55	-
2"	4	AZALPS60.3	-
65	4	AZALPS65	-
70	4	AZALPS70	-
2" 1/2	5	AZALPS76.1	-

Polyamide plastics on request / Consultar plásticos en poliamida / Fragen Sie Teile aus Polyamid bitte nach /
Plastique polyamide sur demande

Clamps heavy Series - TrΔle®

Abrazaderas Serie pesada TrΔle®

Schwere Serie TrΔle®

Colliers Série lourde TrΔle®

Plastics polypropylene, heavy series

Plásticos polipropileno, serie pesada

Polypropylenteil, Schwere Serie

Plastique polypropylene, série lourde



DN	GRUPO GROUP	Referencia Part n°	€
6	1	AMPP106C	-
8	1	AMPP108C	-
10	1	AMPP110C	-
12	1	AMPP112C	-
1 1/4"	1	AMPP113.2C	-
14	1	AMPP114C	-
15	1	AMPP115C	-
16	1	AMPP116C	-
3/8"	1	AMPP117.2C	-
18	1	AMPP118C	-
20	2	AMPP220C	-
1/2"	2	AMPP221.3C	-
22	2	AMPP222C	-
25	2	AMPP225C	-
3/4"	2	AMPP226.7C	-
28	2	AMPP228C	-
30	2	AMPP230C	-
30	3	AMPP330C	-
32	3	AMPP332C	-
1"	3	AMPP333.3C	-
35	3	AMPP335C	-
38	3	AMPP338C	-
40	3	AMPP340C	-
42	3	AMPP342C	-
38	4	AMPP438C	-
42-1" 1/4	4	AMPP442C	-
45	4	AMPP445C	-
48-1" 1/2	4	AMPP448C	-
50	4	AMPP450C	-
55	4	AMPP455C	-
2"	4	AMPP460.3C	-
65	4	AMPP465C	-
70	4	AMPP470C	-

Price per couple / Precio por pareja / Preis für ein Paar / Prix par paire

Plastic for anti-vibration clamps

Plásticos para abrazaderas anti-vibración

Plastikteile für Anti-Vibrationsschellen für Schläuche

Plastiques pour colliers de fixation antivibratoire



DN	SERIE	GRUPO GROUP	Referencia Part n°	€
35	S	4	AMS403500	-
38	S	4	AMS403800	-

Price per couple / Precio por pareja / Preis für ein Paar / Prix par paire

Aluminium clamps body

Cuerpo abrazaderas Aluminio

Körper Aluminium-Schelle

Corps aluminium colliers



DN	GRUPO GROUP	Referencia Part n°	€
6	1	AMPP106L	-
8	1	AMPP108L	-
10	1	AMPP110L	-
12	1	AMPP112L	-
1 1/4"	1	AMPP113.2L	-
14	1	AMPP114L	-
15	1	AMPP115L	-
16	1	AMPP116L	-
3/8"	1	AMPP117.2L	-
18	1	AMPP118L	-
20	2	AMPP220L	-
1/2"	2	AMPP221.3L	-
22	2	AMPP222L	-
25	2	AMPP225L	-
3/4"	2	AMPP226.7L	-
28	2	AMPP228L	-
30	2	AMPP230L	-
30	3	AMPP330L	-
32	3	AMPP332L	-
1"	3	AMPP333.3L	-
35	3	AMPP335L	-
38	3	AMPP338L	-
40	3	AMPP340L	-
42	3	AMPP342L	-
38	4	AMPP438L	-
42-1" 1/4	4	AMPP442L	-
45	4	AMPP445L	-
48-1" 1/2	4	AMPP448L	-
50	4	AMPP450L	-
55	4	AMPP455L	-
2"	4	AMPP460.3L	-
65	4	AMPP465L	-
70	4	AMPP470L	-

Price per couple / Precio por pareja / Preis für ein Paar / Prix par paire

Screw to pile up heavy series

Tornillo para serie pesada apilable

Einfache Hohlschraube metr. für Ringauge

Vis à empiler série lourde



ROSCA THREAD	GRUPO GROUP	Referencia Part n°	€
M10	1	APVTA1	-
M10	2	APVTA2	-
M10	3	APVTA3	-
M12	4	APVTA4	-

Clamps heavy Series - TrΔle®

Abrazaderas Serie pesada TrΔle®

Schwere Serie TrΔle®

Colliers Série lourde TrΔle®

Hexagonal bolt, heavy series


Tornillos cabeza hexagonal, serie pesada

Hexagonalkopf-Schrauben, Schwere Serie

Vis hexagonale, série lourde



ROSCA THREAD	GRUPO GROUP	Referencia Part n°	€
M10	1	AVTEP1	-
M10	2	AVTEP2	-
M10	3	AVTEP3	-
M12	4	AVTEP4	-



Lower plate, heavy series



Chapas inferiores, serie pesada

Unterbleche, Schwere Serie

Plaques inférieures à souder, série lourde



ROSCA THREAD	GRUPO GROUP	Referencia Part n°	€
M10	1	APINP1	-
M10	2	APINP2	-
M10	3	APINP3	-
M12	4	APINP4	-



Upper plate, heavy series


Chapas superiores, serie pesada

Oberbleche, Schwere Serie

Plaques supérieures de protection, série lourde



GRUPO GROUP	Referencia Part n°	€
1	APSP1	-
2	APSP2	-
3	APSP3	-
4	APSP4	-



Heavy series plate to pile up


Chapa apilar Pesada

Unterblech für Stapelung -Schwere Serie

Plaque pour empiler série lourde



GRUPO GROUP	Referencia Part n°	€
1	APAP1	-
2	APAP2	-
3	APAP3	-
4	APAP4	-



Accessories for clamps - TrΔle®

Accesorios abrazaderas TrΔle®

Zubehör Schellen TrΔle®

Accessoires colliers TrΔle®

Accessories for lane

Accesorios carril

Zubehör für Schiene

Accessories pour lane



ROSCA THREAD	TAMAÑO SIZE	DESCRIPCION DESCRIPTION	Referencia Part n°	€
M6	--	RAIL NUT	TC6A	-
M8	--	RAIL NUT	TC8A	-
M10	--	RAIL NUT	TC10A	-
M12	--	RAIL NUT	TC12A	-
--	11x28	RAIL	TS11A	-
--	14x28	RAIL	TS14A	-
--	22x40	RAIL	TSP22	-

SERIE LIGERA
LIGHT SERIES



11x28

TS11A

14x28

TS14A

SERIE DOBLE
DOUBLE SERIES



GR 1



GR 2-3-4-5

11x28

TS11A

14x28

TS14A

SERIE PESADA
HEAVY SERIES



GR 1-2-3



GR 4

22x40


TSP22

Machines for processing rigid pipes | 282

Máquinas para procesar el tubo rígido

Maschinen für Rohrbearbeitung

Machines pour travailler le tube rigide



05

MACHINES FOR PROCESSING RIGID PIPES

Máquinas para procesar el tubo rígido

Maschinen für Rohrbearbeitung

Machines pour travailler le tube rigide

PIPE · TUBO RÍGIDO

DEBURRING MACHINE · DESBARBADORA

DEBUR01



0.18 Kw

Ø 6-42 mm

30 kg



Útiles de desbarbado incluidos

Deburring tools included

ASSEMBLY MACHINE · MONTAJE

USFL/01 MAN

6 → 42 x 4 mm



DIN 2353

JIC 37°

TUBE2437

6 → 42 x 4 mm

0,75 Kw



DIN 2353

JIC 37°

BENDING MACHINES · DOBLADORAS

M18 6-18

6 → 18 mm



CMS42

6 → 42 x 4 mm



Con soporte
With tool-holder cabinet.

BENDER642

6 → 42 x 4 mm

1.1 Kw

Dobladora eléctrica con mueble.
Electric bending machine with cabinet



Bending & Assembly Machine Tools · Útiles para las máquinas de doblado y montaje de racores

CUC42



Matrices de doblado
Bending tools

TOOLHOLDER37



FT37
Matrices JIC 37°
Tools JIC 37°

BL



Bloque BL JIC 37°
BL Block JIC 37°

TOOLHOLDER24

DIN 2353



Machos y matrices DIN 2353
Sockets & plates DIN 2353

WORK BENCH · BANCOS DE TRABAJO

CEN-MINI

1.7 Kw max.

210 kg.

Mini
Mini



Pequeño y económico
Small & inexpensive

CEN-JU

Completo
Complete

4.6 Kw max.

300 kg.

Max. Ø 100 mm.

220 l/min.
AIR



Con corte & aire comprimido
With cutting & compressed air




Accessories

Accesorios

Zubehör

Accessoires

TrAle®



ADAPTORS

Adaptadores
Adapter
Adapteurs



QUICK-RELEASE COUPLINGS

Enchufes rápidos
SVK
Coupleurs rapides



BALL VALVES

Llaves de paso
Kugelhähne
Robinets



DIVERTERS

Desviadores
Umschalteventile
Déviateurs



SWIVEL FITTINGS

Racores giratorios
Drehverschraubungen
Raccords tournants



MULTI-WAY COUPLINGS

Multienchufes
Schnellverschlusskupplungen
Multi-coupleur



PROTECTIONS

Protecciones
Schutz
Protections



Metric, BSP and BSPT Adaptors 290

Adaptadores BSP , BSPT y Métricos
Adapter BSP , BSPT und Metrisch
Adapteurs BSP, BSPT et Métrique

NPT Adaptors 307

Adaptadores NPT
Adapter NPT
Adapteurs NPT

ORFS Adaptors 311

Adaptadores ORFS
Adapter ORFS
Adapteurs ORFS



01

ADAPTORS

Adaptadores

Adapter

Adapteurs

Metric, BSP and BSPT Adaptors

Adaptadores BSP , BSPT y Métricos

Adapter BSP , BSPT und Metrisch

Adpteurs BSP, BSPT et Métrique

Straight adaptors male ▪ Uniones rectas macho ▪ Gerade Verschraubungen m ▪ Adapteur droit mâle-mâle | 290



Adaptors male-female ▪ Uniones rectas macho-hembra ▪ Gerade Verschraubungen m - w ▪ Adapteur mâle-femelle | 292



Plugs & Caps ▪ Tapones ▪ Verschlüsse ▪ Bouchons adapteur | 294



Adaptors female and bulkheads ▪ Uniones hembra y pasatabiques ▪ Verschraubungen w und Schottverschraubungen
▪ Unions femelle et passe cloison | 295



Banjos ▪ Orientables ▪ Ringaugen ▪ Adpteurs banjo | 296



Weldable adaptors ▪ Soldables ▪ Schweißarmaturen ▪ Adpteurs à souder | 297



Accessorial elbows ▪ Codos accesoriales (tubo) ▪ Weitere Bögen ▪ Adpteurs coudes | 298



Forging elbows ▪ Codos en forja ▪ W-Guss-Stücke ▪ Adpteurs coudes en forge | 299



Metric, BSP and BSPT Adaptors

Adaptadores BSP , BSPT y Métricos
 Adapter BSP , BSPT und Metrisch
 Adapteurs BSP, BSPT et Métrique



S1185



S1196



S1197



S1186



S1198



S1181



S1187



S1182

Forging Tees and croos ▪ Te en forja y cruz ▪ T-Guss-Stück und Kreuzstück ▪ Adapteurs Tés en forge et des croix

302



S1220



S1224



S1225



S1223



S865



S1226



S1229



S1228



S1227

Square elbows, Tees and cross ▪ Codos, Te en bloque (cuadrado) y cruz ▪ Vierkantwinkel und Vierkant-T-Stücke und überqueren ▪ Adapteurs coudes. Tés en bloque et des croix

304



A1192



A2190



A2193



A2220



A2224



A2222



A2223

Bonded seals ▪ Juntas metal Buna y arandelas ▪ USIT-Dichtringe und Unterlegscheiben ▪ Bague BS

306



T210



T320



A1332



A1330



A1333

NPT Adaptors

Adaptadores NPT

Adapter NPT

Adapteurs NPT

Straight adaptors male ▪ Uniones rectas macho-macho ▪ Gerade Verschraubungen m ▪ Unions mâle

| 307



A1015

A1015

Adaptors male-female ▪ Uniones rectas macho-hembra ▪ Gerade Verschraubungen m - w ▪ Unions mâle-femelle

| 307



N1170

N1060

Adaptors female ▪ Uniones hembra ▪ Verschr. w ▪ Unions femelle

| 307



N10310

Plugs & Caps ▪ Tapones ▪ Verschlüsse ▪ Bouchons

| 308



N1072

N1071

N1070

Forging elbows ▪ Codos en forja ▪ W-Guss-Stücke ▪ Adapteurs coude en forge

| 308



N1196

N1190

N1193

N1196

N1393

N1198

Forging tees ▪ Tes en forja ▪ T-Verschraubungen Guss ▪ Adapteurs Té en forge

| 309



N1220

N1226

ORFS Adaptors

Adaptadores ORFS

Adapter ORFS

Adapteurs ORFS

Straight ORFS ▪ ORFS Rectos ▪ ORFS gerade ▪ ORFS Droits

| 311



ORFS 45° Elbows ▪ Codos 45° ORFS ▪ 45° Bogen ORFS ▪ Coude 45° ORFS

| 313



ORFS 90° Elbows ▪ Codos 90° ORFS ▪ 90° Winkel ORFS ▪ Coude 90° ORFS

| 314



ORFS Tees ▪ Te ORFS ▪ T-Verschraubung ORFS ▪ Tés ORFS

| 315



Metric, BSP and BSPT Adaptors

Adaptadores BSP , BSPT y Métricos
Adapter BSP , BSPT und Metrisch
Adpteurs BSP, BSPT et Métrique

TrAle®

Adaptor BSP male-BSP male (60°)

Adaptador macho-macho BSP (60°)

Doppelnippel m - m BSP (60°)

Adapteur mâle BSP x mâle BSP (60°)



ROSCA THREAD		Referencia Part n°	€
1/8" BSP	1/8" BSP	A101002	-
1/4" BSP	1/4" BSP	A101004	-
1/4" BSP	1/4" BSP	A101004H19	-
3/8" BSP	3/8" BSP	A101006	-
1/2" BSP	1/2" BSP	A101008	-
5/8" BSP	5/8" BSP	A101010	-
3/4" BSP	3/4" BSP	A101012	-
1" BSP	1" BSP	A101016	-
1"1/4 BSP	1"1/4 BSP	A101020	-
1"1/2 BSP	1"1/2 BSP	A101024	-
2" BSP	2" BSP	A101032	-
2" 1/2 BSP	2" 1/2 BSP	A101040	-
3" BSP	3" BSP	A101048	-

Reducer adaptor BSP male-BSP male (60°)

Reductor macho-macho BSP (60°)

Reduziernippel BSP (60°)

Réducteur mâle BSP x mâle BSP (60°)



ROSCA THREAD		Referencia Part n°	€
1/8" BSP	1/4" BSP	A10200204	-
1/8" BSP	3/8" BSP	A10200206	-
1/4" BSP	3/8" BSP	A10200406	-
1/4" BSP	1/2" BSP	A10200408	-
3/8" BSP	1/2" BSP	A10200608	-
3/8" BSP	3/4" BSP	A10200612	-
1/2" BSP	3/4" BSP	A10200812	-
1/2" BSP	1" BSP	A10200816	-
5/8" BSP	1/2" BSP	A10201008	-
5/8" BSP	3/4" BSP	A10201012	-
3/4" BSP	1" BSP	A10201216	-
3/4" BSP	1"1/4 BSP	A10201220	-
1" BSP	1"1/4 BSP	A10201620	-
1" BSP	1"1/2 BSP	A10201624	-
1"1/4 BSP	1"1/2 BSP	A10202024	-
1"1/4 BSP	2" BSP	A10202032	-
1"1/2 BSP	2" BSP	A10202432	-
2" BSP	2" 1/2 BSP	A10203240	-
2" BSP	3" BSP	A10203248	-
2" 1/2 BSP	3" BSP	A10204048	-

Adaptor male BSP 60° - male BSP 60° ED

Adaptador macho-macho BSP (60°) WD

Doppelnippel AGR-AGR ED

Adapteur mâle BSP - mâle BSP cône 60°



ROSCA THREAD		Referencia Part n°	€
1/4" BSP	1/4" BSP	A101004WD	-
3/8" BSP	3/8" BSP	A101006WD	-
1/2" BSP	1/2" BSP	A101008WD	-
3/4" BSP	3/4" BSP	A101012WD	-
1" BSP	1" BSP	A101016WD	-

Reducer male adaptor BSP 60° - male BSP 60° ED

Reductor macho-macho BSP (60°) WD

Reduziernippel AGR-AGR ED

Réducteur mâle BSP - mâle BSP cône 60° WD



ROSCA THREAD		Referencia Part n°	€
1/4" BSP	3/8" BSP	A10200406WD	-
1/4" BSP	1/2" BSP	A10200408WD	-
3/8" BSP	1/2" BSP	A10200608WD	-
1/2" BSP	3/4" BSP	A10200812WD	-
3/4" BSP	1" BSP	A10201216WD	-

Adaptor BSP male (60°)-NPT male

Adaptador macho BSP (60°) - macho NPT

Doppelnippel m BSP (60°) - m NPT

Adapteur mâle BSP (60°) x mâle briggs (NPT)




ROSCA THREAD		Referencia Part n°	€
1/8" BSP	1/8" NPT	S101402	-
1/4" BSP	1/4" NPT	S101404	-
3/8" BSP	3/8" NPT	S101406	-
1/2" BSP	1/2" NPT	S101408	-
3/4" BSP	3/4" NPT	S101412	-
1" BSP	1" NPT	S101416	-
1"1/4 BSP	1"1/4 NPT	S101420	-
1"1/2 BSP	1"1/2 NPT	S101424	-
2" BSP	2" NPT	S101432	-

Adaptor BSP male- 60° BSPT male

Adaptador macho BSP (60°) - macho BSPT

Doppelnippel m BSP (60°) - m BSPT

Adapteur mâle BSP (60°) x mâle gaz conique (BSPT)



ROSCA THREAD		Referencia Part n°	€
1/8" BSP	1/8" BSPT	S101202	-
1/4" BSP	1/4" BSPT	S101204	-
3/8" BSP	3/8" BSPT	S101206	-
1/2" BSP	1/2" BSPT	S101208	-
3/4" BSP	3/4" BSPT	S101212	-
1" BSP	1" BSPT	S101216	-
1"1/4 BSP	1"1/4 BSPT	S101220	-
1"1/2 BSP	1"1/2 BSPT	S101224	-
2" BSP	2" BSPT	S101232	-

Reducer adaptor BSP male (60°)-BSPT male

Reductor macho BSP (60°) - macho BSPT

Reduzierstück BSP (60°) - m BSPT

Reducteur mâle BSP (60°) x mâle gaz conique (BSPT)



ROSCA THREAD		Referencia Part n°	€
1/4" BSP	3/8" BSPT	A10220406	-
3/8" BSP	1/4" BSPT	A10220604	-
3/8" BSP	1/2" BSPT	A10220608	-
3/8" BSP	3/4" BSPT	A10220612	-
1/2" BSP	1/4" BSPT	A10220804	-
1/2" BSP	3/8" BSPT	A10220806	-
1/2" BSP	3/4" BSPT	A10220812	-
3/4" BSP	1/2" BSPT	A10221208	-
3/4" BSP	1" BSPT	A10221216	-
1" BSP	3/4" BSPT	A10221612	-
1" 1/4 BSP	1" BSPT	A10222016	-
1" 1/2 BSP	2" BSPT	A10222432	-

Reducer adaptor BSP male (60°)-NPT male

Reductor macho BSP (60°) - macho NPT

Reduzierstück BSP (60°) - m NPT

Reducteur mâle BSP (60°) x mâle briggs (NPT)



ROSCA THREAD		Referencia Part n°	€
1/4" BSP	1/8" NPT	A10240402	-
1/4" BSP	3/8" NPT	A10240406	-
1/4" BSP	1/2" NPT	A10240408	-
3/8" BSP	1/2" NPT	A10240608	-
1/2" BSP	3/8" NPT	A10240806	-
1/2" BSP	3/4" NPT	A10240812	-
3/4" BSP	1/2" NPT	A10241208	-
3/4" BSP	1" NPT	A10241216	-

Adaptor BPST male-BSPT male

Adaptador macho-macho BSPT

Doppelnippel m - m BSPT

Adapteur mâle gaz conique (BSPT) x mâle gaz conique (BSPT)



ROSCA THREAD		Referencia Part n°	€
1/4" BSPT	1/4" BSPT	A10160404	-
3/8" BSPT	3/8" BSPT	A10160606	-
1/2" BSPT	1/2" BSPT	A10160808	-
3/4" BSPT	3/4" BSPT	A10161212	-
1" BSPT	1" BSPT	A10161616	-

Adaptor Metric male-male (60°)

Adaptador macho-macho Métrico (60°)

Doppelnippel m - m metr. (60°)

Adapteur mâle DIN x mâle DIN Métrique (60°)



ROSCA THREAD		Referencia Part n°	€
M12x1.5	M12x1.5	S101612	-
M14x1.5	M14x1.5	S101614	-
M16x1.5	M16x1.5	S101616	-
M18x1.5	M18x1.5	S101618	-
M22x1.5	M22x1.5	S101622	-
M26x1.5	M26x1.5	S101626	-

Adaptor BSP male (60°) - metric male

Adaptador macho BSP (60°) - macho métrico

Doppelnippel m BSP (60°) - m metrisch

Adapteur mâle BSP (60°) x mâle briggs (métrique)



ROSCA THREAD		Referencia Part n°	€
1/8" BSP	M10X1	S10180210	-
1/8" BSP	M12X1.5	S10180212	-
1/4" BSP	M14X1.5	S10180414	-
1/4" BSP	M16X1.5	S10180416	-
3/8" BSP	M16X1.5	S10180616	-
3/8" BSP	M18X1.5	S10180618	-
1/2" BSP	M18X1.5	S10180818	-
1/2" BSP	M22X1.5	S10180822	-
3/4" BSP	M22X1.5	S10181222	-
3/4" BSP	M27X2	S10181227	-
1" BSP	M27X2	S10181627	-
1" 1/4 BSP	M42X2	S10182042	-
1" 1/2 BSP	M48X2	S10182448	-

Metric, BSP and BSPT Adaptors

Adaptadores BSP, BSPT y Métricos
Adapter BSP, BSPT und Metrisch
Adpteurs BSP, BSPT et Métrique

TrAle®

Adaptor BSP male-BSP swivel female (60°)

Adap. macho - hembra giratoria BSP (60°)

Adapter BSP (60°) m - w mit Drallmutter

Adapteur mâle BSP x femelle tournante BSP (60°)



ROSCA THREAD	ROSCA THREAD	Referencia Part n°	€
1/8" BSP	1/8" BSP	A117002	-
1/4" BSP	1/4" BSP	A117004	-
3/8" BSP	3/8" BSP	A117006	-
1/2" BSP	1/2" BSP	A117008	-
3/4" BSP	3/4" BSP	A117012	-
1" BSP	1" BSP	A117016	-
1"1/4 BSP	1"1/4 BSP	A117020	-
1"1/2 BSP	1"1/2 BSP	A117024	-
2" BSP	2" BSP	A117032	-

Reducer BSP male-BSP swivel female (60°)

Reductor macho - hembra giratoria BSP (60°)

Reduzierstück m - w BSP (60°)

Reducteur mâle BSP x femelle tournante BSP (60°)



ROSCA (M) THREAD (M)	ROSCA (H) THREAD (F)	Referencia Part n°	€
1/8" BSP	1/4" BSP	A11730204	-
1/4" BSP	1/8" BSP	A11730402	-
1" BSP	3/4" BSP	A11731612	-
1/4" BSP	3/8" BSP	A11730406	-
3/8" BSP	1/4" BSP	A11730604	-
3/8" BSP	1/2" BSP	A11730608	-
1/2" BSP	3/8" BSP	A11730806	-
1/2" BSP	3/4" BSP	A11730812	-
3/4" BSP	1/2" BSP	A11731208	-
3/4" BSP	1" BSP	A11731216	-
3/4" BSP	1"1/4 BSP	A11731220	-
1" BSP	1"1/4 BSP	A11731620	-
1"1/4 BSP	1"1/2 BSP	A11732024	-
1"1/2 BSP	2" BSP	A11732432	-

Adaptor BSP male (60°) - BSP fixed female

Prolongador macho (60°) - hembra fija BSP

Adapter AGR-IGR

Prolongateur mâle BSP (60°) x femelle gaz fixe




ROSCA THREAD	ROSCA THREAD	Referencia Part n°	€
1/8" BSP	1/8" BSP	A105002	-
1/8" BSP	1/8" BSP	A105002L38	-
1/4" BSP	1/4" BSP	A105004	-
1/4" BSP	1/4" BSP	A105004L46	-
1/4" BSP	1/4" BSP	A105004L56	-
3/8" BSP	3/8" BSP	A105006	-
3/8" BSP	3/8" BSP	A105006L44	-
3/8" BSP	3/8" BSP	A105006L54	-
1/2" BSP	1/2" BSP	A105008	-
1/2" BSP	1/2" BSP	A105008L50	-
1/2" BSP	1/2" BSP	A105008L60	-
3/4" BSP	3/4" BSP	A105012	-
3/4" BSP	3/4" BSP	A105012L72	-
1" BSP	1" BSP	A105016	-
1" BSP	1" BSP	A105016L84	-
1"1/4 BSP	1"1/4 BSP	A105020	-
1"1/4 BSP	1"1/4 BSP	A105020L92	-
1"1/2 BSP	1"1/2 BSP	A105024	-
1"1/2 BSP	1"1/2 BSP	A105024L100	-
2" BSP	2" BSP	A105032	-
2" BSP	2" BSP	A105032L100	-

Reducer adaptor BSP male (60°) - Metric fixed female

Reductor macho BSP (60°) - hembra fija Métrica

Reduzierstück m BSP (60°) - w metr. fest

Reducteur mâle BSP (60°) x femelle fixe Métrique



ROSCA THREAD	ROSCA THREAD	Referencia Part n°	€
3/8" BSP	M14x1.5	S10610614	-
3/8" BSP	M18x1.5	S10610618	-
1/2" BSP	M18x1.5	S10610818	-
1/2" BSP	M22x1.5	S10610822	-

Reducer adaptor Metric male - BSP fixed female

Reductor macho métrico (60°) - hembra fija BSP

Reduzierstück m metr. (60°) - w fest BSP

Reducteur mâle Métrique (60°) x femelle fixe gaz



ROSCA THREAD	ROSCA THREAD	Referencia Part n°	€
M18x1.5	1/4" BSP	S10621804	-
M18x1.5	3/8" BSP	S10621806	-
M18x1.5	1/2" BSP	S10621808	-

Adaptor BSP swivel female - BSP swivel female (60°)

Adap. hembra giratoria - hembra giratoria BSP (60°)

Adapter BSP (60°) w mit Drallmutter

Adaptateur femelle tournante BSP x femelle tournante BSP (60°)



ROSCA THREAD	Referencia Part n°	€
1/4" BSP	A117204	-
3/8" BSP	A117206	-
1/2" BSP	A117208	-
3/4" BSP	A117212	-
1" BSP	A117216	-
1 1/4" BSP	A117220	-
1 1/2" BSP	A117224	-
2" BSP	A117232	-

Reducer adaptor BSP male (60°) - BSP fixed female

Reductor macho BSP (60°) - hembra fija BSP

Reduzierstück BSP (60°) - w fest BSP

Prolongateur reducteur mâle BSP (60°) x femelle gaz fixe




ROSCA (M) THREAD (M)	ROSCA (H) THREAD (F)	Referencia Part n°	€
1/8" BSP	1/4" BSP	A10600204	-
1/8" BSP	3/8" BSP	A10600206	-
1/4" BSP	1/8" BSP	A10600402	-
1/4" BSP	3/8" BSP	A10600406	-
1/4" BSP	1/2" BSP	A10600408	-
3/8" BSP	1/8" BSP	A10600602	-
3/8" BSP	1/4" BSP	A10600604	-
3/8" BSP	1/2" BSP	A10600608	-
3/8" BSP	3/4" BSP	A10600612	-
1/2" BSP	1/4" BSP	A10600804	-
1/2" BSP	3/8" BSP	A10600806	-
1/2" BSP	3/4" BSP	A10600812	-
1/2" BSP	1" BSP	A10600816	-
3/4" BSP	3/8" BSP	A10601206	-
3/4" BSP	1/2" BSP	A10601208	-
3/4" BSP	1" BSP	A10601216	-
3/4" BSP	1 1/4" BSP	A10601220	-
1" BSP	1/2" BSP	A10601608	-
1" BSP	3/4" BSP	A10601612	-
1" BSP	1 1/4" BSP	A10601620	-
1 1/4" BSP	1" BSP	A10602016	-
1 1/4" BSP	1 1/2" BSP	A10602024	-
1 1/2" BSP	1 1/4" BSP	A10602420	-
1 1/2" BSP	2" BSP	A10602432	-

Adaptor BSPT male - BSP fixed female

Prolongador macho BSPT - hembra fija BSP

Adapter BSPT - w fest BSP

Prolongateur reducteur mâle BSPT x femelle gaz fixe BSP



ROSCA THREAD	Referencia Part n°	€
1/4"	A106104	-
3/8"	A106106	-
1/2"	A106108	-
3/4"	A106112	-
1"	A106116	-

Reducer plug BSP male (60°) - BSP fixed female

Tapón reductor macho (60°) - hembra fija BSP

Reduziernippel AGR-IGR fest

Bouchon reducteur mâle BSP (60°) x femelle gaz fixe



ROSCA (M) THREAD (M)	ROSCA (H) THREAD (F)	Referencia Part n°	€
1/4" BSP	1/8" BSP	A11500402	-
3/8" BSP	1/8" BSP	A11500602	-
3/8" BSP	1/4" BSP	A11500604	-
1/2" BSP	1/4" BSP	A11500804	-
1/2" BSP	3/8" BSP	A11500806	-
3/4" BSP	3/8" BSP	A11501206	-
3/4" BSP	1/2" BSP	A11501208	-
1" BSP	1/2" BSP	A11501608	-
1" BSP	3/4" BSP	A11501612	-
1 1/4" BSP	3/4" BSP	A11502012	-
1 1/4" BSP	1" BSP	A11502016	-
1 1/2" BSP	1 1/4" BSP	A11502420	-
2" BSP	1 1/4" BSP	A11503220	-
2" BSP	1 1/2" BSP	A11503224	-

Adaptor BSPT male - BSP swivel female (60°)

Adaptador macho BSPT - hembra giratoria BSP (60°)

Adapter w mit m BSPT - Drallmutter BSP (60°)

Adaptateur mâle BSPT - femelle tournante BSP (60°)




ROSCA THREAD	Referencia Part n°	€
1/4" BSPT	A11710404	-
3/8" BSPT	A11710606	-
1/2" BSPT	A11710808	-
3/4" BSPT	A11711212	-
1" BSPT	A11711616	-

Adaptor BSP male (60°) - NPT fixed female

Adaptador macho BSP (60°) - Hembra Fija NPT

Adapter m BSP (60°) - w fest NPT

Adaptateur mâle BSP (60°) x femelle fixe NPT



ROSCA THREAD	Referencia Part n°	€
1/4" BSP	A107404	-
3/8" BSP	A107406	-
1/2" BSP	A107408	-
3/4" BSP	A107412	-
1" BSP	A107416	-

Metric, BSP and BSPT Adaptors

Adaptadores BSP , BSPT y Métricos
Adapter BSP , BSPT und Metrisch
Adapteurs BSP, BSPT et Métrique

TrAle®

BSP fixed cap

Tapón hembra hexagonal rosca BSP

Verschlussmutter fest BSP

Bouchon femelle gaz




ROSCA THREAD	Referencia Part n°	€
1/8" BSP	A107202	-
1/4" BSP	A107204	-
3/8" BSP	A107206	-
1/2" BSP	A107208	-
3/4" BSP	A107212	-
1" BSP	A107216	-
1"1/4 BSP	A107220	-
1"1/2 BSP	A107224	-
2" BSP	A107232	-

BSP hexagonal male plug (60°)

Tapón macho hexagonal rosca BSP (60°)

Verschlusschraube BSP

Bouchon mâle BSP (60°)



ROSCA THREAD	Referencia Part n°	€
1/8" BSP	A107002	-
1/4" BSP	A107004	-
1/4" BSP	A107004H19	-
3/8" BSP	A107006	-
1/2" BSP	A107008	-
5/8" BSP	A107010	-
3/4" BSP	A107012	-
1" BSP	A107016	-
1"1/4 BSP	A107020	-
1"1/2 BSP	A107024	-
2" BSP	A107032	-

BSP solid male cap

Tapón macho hexagonal rosca BSP macizo

Verschlussmutter BSP solide kon.

Bouchon mâle BSP plein



ROSCA THREAD	Referencia Part n°	€
1/8" BSP	A107602	-
1/2" BSP	A107608	-
3/4" BSP	A107612	-
1" BSP	A107616	-
1"1/4 BSP	A107620	-
2" BSP	A107632	-

Until end of stock / Hasta fin de existencias / Bis zum Ende des Lagerbestandes / Jusqu'à la fin du stock

BSP swivel female cap (60°)

Tapón hembra giratoria BSP (60°)

Verschlussmutter BSP 60° kon.

Bouchon femelle tournante BSP (60°)



ROSCA THREAD	Referencia Part n°	€
1/4" BSP	A107504	-
3/8" BSP	A107506	-
1/2" BSP	A107508	-
3/4" BSP	A107512	-
1" BSP	A107516	-
1"1/4 BSP	A107520	-
1"1/2 BSP	A107524	-
2" BSP	A107532	-

Metric hexagonal male plug

Tapón macho hexagonal rosca Métrica

Verschlusschraube BSP

Bouchon mâle Métrique



ROSCA THREAD	Referencia Part n°	€
M10x1	A10731001	-
M12x1.5	A10731215	-
M14x1.5	A10731415	-
M16x1.5	A10731615	-
M18x1.5	A10731815	-
M20x1.5	A10732015	-
M22x1.5	A10732215	-

BSPT blanking plug

Tapón Allen BSPT sin cabeza

Verschlussverschr. Allen BSPT ohne Kopf

Bouchon Allen BSPT




ROSCA THREAD	Referencia Part n°	€
1/8" BSPT	A107102	-
1/4" BSPT	A107104	-
3/8" BSPT	A107106	-
1/2" BSPT	A107108	-
3/4" BSPT	A107112	-
1" BSPT	A107116	-

Welding adaptor BSP female fixed-BSP female fixed

Manguito roscado hembra BSP redondo soldable

Adapter Doppelmuffe IGR fest - IGR fest

Manchon femelle à souder gaz x femelle gaz ronde



ROSCA THREAD	Referencia Part n°	€
1/8" BSP	A131002	-
1/4" BSP	A131004	-
3/8" BSP	A131006	-
1/2" BSP	A131008	-
3/4" BSP	A131012	-
1" BSP	A131016	-
1"1/4 BSP	A131020	-
1"1/2 BSP	A131024	-
2" BSP	A131032	-

Hexagonal adaptor BSP fixed female-BSP fixed female

Manguito roscado hembra BSP hexagonal

6 kt Adapter Doppelmuffe IGR fest - IGR fest

Manchon femelle gaz x femelle gaz hexagonal



ROSCA THREAD	Referencia Part n°	€
1/4" BSP	S1031004	-
3/8" BSP	S1031006	-
1/2" BSP	S1031008	-
3/4" BSP	S1031012	-
1" BSP	S1031016	-
1"1/4 BSP	S1031020	-
1"1/2 BSP	S1031024	-

Hexagonal reducer BSP fixed female-BSP fixed female

Manguito reducción roscado hembra BSP hexagonal

Reduziernippe IGR fest - IGR fest

Reducteur femelle gaz x femelle gaz hexagonal



ROSCA THREAD	Referencia Part n°	€	
3/8" BSP	1/4" BSP	S10310604	-
1/2" BSP	1/4" BSP	S10310804	-
1/2" BSP	3/8" BSP	S10310806	-
3/4" BSP	1/2" BSP	S10311208	-
1" BSP	3/4" BSP	S10311612	-

Straight bulkhead adaptor without nuts (60°)

Pasatabiques sin tuerca BSP cono 60°

Gerader Schottadapter ohne Muttern (60°)

Passe-cloison mâle BSP x mâle BSP sans équiper (60°)



ROSCA THREAD	Referencia Part n°	€	
1/4" BSP	1/4" BSP	A116004	-
3/8" BSP	3/8" BSP	A116006	-
1/2" BSP	1/2" BSP	A116008	-
3/4" BSP	3/4" BSP	A116012	-
1" BSP	1" BSP	A116016	-
1"1/4 BSP	1"1/4 BSP	A116020	-
1"1/2 BSP	1"1/2 BSP	A116024	-

Counter nut for bulkhead screw-joints

Tuerca pasatabiques BSP

Gegenmuttern DIN 80705 für Schottversch. - GM

Contre-écrou passe-cloison gaz



ROSCA THREAD	Referencia Part n°	€
1/8" BSP	A127202	-
1/4" BSP	A127204	-
3/8" BSP	A127206	-
1/2" BSP	A127208	-
3/4" BSP	A127212	-
1" BSP	A127216	-
1" 1/4 BSP	A127220	-
1" 1/2 BSP	A127224	-

Straight bulkhead adaptor with nut (60°)

Pasatabiques con tuerca BSP cono 60°

Gerader Schottadapter mit Muttern (60°)

Passe-cloison mâle BSP x mâle BSP avec équiper (60°)



ROSCA THREAD	Referencia Part n°	€	
1/4" BSP	1/4" BSP	A116204	-
3/8" BSP	3/8" BSP	A116206	-
1/2" BSP	1/2" BSP	A116208	-
3/4" BSP	3/4" BSP	A116212	-
1" BSP	1" BSP	A116216	-
1"1/4 BSP	1"1/4 BSP	A116220	-
1"1/2 BSP	1"1/2 BSP	A116224	-

Metric, BSP and BSPT Adaptors

Adaptadores BSP , BSPT y Métricos
Adapter BSP , BSPT und Metrisch
Adapteurs BSP, BSPT et Métrique

TrAle®

BSP Bolt for banjo

Tornillo orientable simple BSP

Einfache Hohlschraube BSP für Ringauge

Vis creuse simple pour banjo filetage gaz



ROSCA THREAD	Referencia Part n°	€
1/8" BSP	A109002	-
1/4" BSP	A109004	-
3/8" BSP	A109006	-
1/2" BSP	A109008	-
5/8" BSP	A109010	-
3/4" BSP	A109012	-
1" BSP	A109016	-
1 1/4" BSP	A109020	-

BSP Double bolt for banjo

Tornillo orientable doble BSP

Doppelte Hohlschraube für Ringauge BSP

Vis creuse double pour banjo filetage gaz



ROSCA THREAD	Referencia Part n°	€
1/4" BSP	A109404	-
3/8" BSP	A109406	-
1/2" BSP	A109408	-
3/4" BSP	A109412	-
1" BSP	A109416	-

BSP Extended bolt for banjo

Tornillo orientable prolongado BSP

Hohlschraube BSP verlängert für Ringauge

Vis creuse simple prolongée pour banjo



ROSCA THREAD	Referencia Part n°	€	
1/4" BSP	1/4" BSP	A109204	-
3/8" BSP	3/8" BSP	A109206	-
1/2" BSP	1/2" BSP	A109208	-
3/4" BSP	3/4" BSP	A109212	-
1" BSP	1" BSP	A109216	-

BSP Reducer bolt for banjo

Tornillo orientable reductor BSP

Hohlschraube BSP mit Reduzierung für Ringauge

Vis creuse simple reduite pour banjo x mâle BSP



ROSCA THREAD	Referencia Part n°	€	
1/4" BSP	3/8" BSP	A10930406	-
3/8" BSP	1/2" BSP	A10930608	-
1/2" BSP	3/4" BSP	A10930812	-
3/4" BSP	1" BSP	A10931216	-

Metric bolt for banjo

Tornillo orientable simple rosca Métrica

Einfache Hohlschraube metr. für Ringauge

Vis creuse simple pour banjo filetage Métrique



ROSCA THREAD	Referencia Part n°	€
M8x1	S109208	-
M10x1	S109210	-
M12x1	S10921210	-
M12x1.5	S109212	-
M14x1.5	S109214	-
M16x1.5	S109216	-
M18x1.5	S109218	-
M22x1.5	S109222	-
M26x1.5	S109226	-
M30x1.5	S109230	-

Metric double bolt for banjo

Tornillo orientable doble rosca Métrica

Doppelte Hohlschraube für Ringauge M metr.

Vis creuse double pour banjo filetage Métrique



ROSCA THREAD	Referencia Part n°	€
M8x1	A10960801	-
M10x1	A10961001	-
M12x1.5	A10961215	-
M14x1.5	A10961415	-
M18x1.5	A10961815	-

BSP Banjo-BSP male (60°)

Esférico BSP - macho BSP (60°)

Ringauge BSP-m BSP (60°)

Banjo passage gaz x mâle BSP (60°)



ROSCA THREAD	Ø	Referencia Part n°	€
1/8" BSP	1/8"	A114002	-
1/4" BSP	1/4"	A114004	-
3/8" BSP	3/8"	A114006	-
1/2" BSP	1/2"	A114008	-
3/4" BSP	3/4"	A114012	-
1" BSP	1"	A114016	-

BSP Banjo with extension-BSP male 60°

Esférico BSP con alargadera-macho BSP (60°)

Ringauge BSP mit Verlängerung-m BSP 60°

Banjo prolongé passage gaz x mâle BSP 60°



ROSCA THREAD	Ø	Referencia Part n°	€
3/8" BSP	3/8"	A111206	-
1/2" BSP	3/8"	A11120608	-
1/2" BSP	1/2"	A111208	-

BSP Banjo with extension-BSP swivel female

Esférico BSP con alargadera-hembra giratoria BSP

Ringauge BSP mit Verlängerung-w mit Ü-Mutter BSP

Banjo prolongé passage gaz femelle tournante



ROSCA THREAD	Ø	Referencia Part n°	€
1/2" BSP	1/2"	A111108	-

BSP Banjo with extension-BSP fixed female

Esférico BSP con alargadera-hembra fija BSP

Ringauge BSP mit Verlängerung-w BSP fest

Banjo prolongé passage gaz x femelle fixe BSP



ROSCA THREAD	Ø	Referencia Part n°	€
3/8" BSP	3/8"	A111306	-
1/2" BSP	1/2"	A111308	-

Welding union BSP male (60°)

Empalme liso soldable rosca BSP (60°)

Anschweißnippel BSP (60°)

Embout mâle lisse à souder gaz cyl BSP (60°)



ROSCA THREAD	Referencia Part n°	€
1/8" BSP	A129002	-
1/4" BSP	A129004	-
3/8" BSP	A129006	-
1/2" BSP	A129008	-
3/4" BSP	A129012	-
1" BSP	A129016	-
1"1/4 BSP	A129020	-
1"1/2 BSP	A129024	-
2" BSP	A129032	-

Welding adaptor BSP male (60°) (external welding)

Racor macho BSP (60°) soldable exterior

Gerade Einschraubversch. BSP (60°) schweißbar außen

Mamelon BSP hexagone à souder extérieur bw (60°)



ROSCA THREAD	Referencia Part n°	€
1/8" BSP	A103002	-
1/4" BSP	A103004	-
3/8" BSP	A103006	-
1/2" BSP	A103008	-
3/4" BSP	A103012	-
1" BSP	A103016	-
1"1/4 BSP	A103020	-
1"1/2 BSP	A103024	-
2" BSP	A103032	-

Welding adaptor BSP male (60°) (internal welding)

Racor macho BSP (60°) soldable interior

Gerade Einschraubversch. BSP (60°) schweißbar innen

Mamelon BSP hexagone à souder intérieur sw (60°)



ROSCA THREAD	Referencia Part n°	€
1/8" BSP	A103102	-
1/4" BSP	A103104	-
3/8" BSP	A103106	-
1/2" BSP	A103108	-
3/4" BSP	A103112	-
1" BSP	A103116	-
1"1/4 BSP	A103120	-
1"1/2 BSP	A103124	-
2" BSP	A103132	-

BSP Banjo external welding

Esférico BSP soldable exterior

Ringauge BSP schweißbar außen

Banjo passage gaz à souder extérieur (bw)



ROSCA THREAD	Ø	Referencia Part n°	€
1/8" BSP	1/8"	A114102	-
1/4" BSP	1/4"	A114104	-
3/8" BSP	3/8"	A114106	-
1/2" BSP	1/2"	A114108	-
3/4" BSP	3/4"	A114112	-
1" BSP	1"	A114116	-

Welding nipples for cylinders

Soldables para cilindros

Schweißnippel für Zylinder

Raccords à souder pour verins



ROSCA THREAD	Referencia Part n°	€
1/4" BSP	A13110400000	-
3/8" BSP	A13110600000	-
1/2" BSP	A13110800000	-
3/4" BSP	A13111200000	-

Metric, BSP and BSPT Adaptors

Adaptadores BSP , BSPT y Métricos
Adapter BSP , BSPT und Metrisch
Adpteurs BSP, BSPT et Métrique

90° Elbow BSP swivel female-male

Codo 90° macho-hembra giratoria BSP (60°)

90° Bogen m - w mit Ü-Mutter BSP (60°)

Adapteur coude 90° mâle BSP x femelle tournante BSP (60°)



ROSCA THREAD		Referencia Part n°	€
1/4" BSP	1/4" BSP	A119404	-
3/8" BSP	3/8" BSP	A119406	-
1/2" BSP	1/2" BSP	A119408	-
3/4" BSP	3/4" BSP	A119412	-
1" BSP	1" BSP	A119416	-
1" 1/4 BSP	1" 1/4 BSP	A119420	-
1" 1/2 BSP	1" 1/2 BSP	A119424	-
2" BSP	2" BSP	A119432	-

45° Elbow BSP swivel female-male

Codo 45° macho-hembra giratoria BSP (60°)

45° Bogen BSP (60°) m - w Ü-Mutter

Adapteur coude 45° mâle BSP x femelle tournante BSP (60°)



ROSCA THREAD		Referencia Part n°	€
1/4" BSP	1/4" BSP	A119504	-
3/8" BSP	3/8" BSP	A119506	-
1/2" BSP	1/2" BSP	A119508	-
3/4" BSP	3/4" BSP	A119512	-
1" BSP	1" BSP	A119516	-
1" 1/4 BSP	1" 1/4 BSP	A119520	-
1" 1/2 BSP	1" 1/2 BSP	A119524	-
2" BSP	2" BSP	A119532	-

90° Elbow BSP swivel female-BSP swivel female

Codo 90° hembra giratoria-hembra giratoria BSP (60°)

90° Bogen w mit Ü-Mutter BSP (60°)

Adapteur coude 90° femelle tournante BSP x femelle tournante BSP (60°)



ROSCA THREAD		Referencia Part n°	€
1/4" BSP	1/4" BSP	A119604	-
3/8" BSP	3/8" BSP	A119606	-
1/2" BSP	1/2" BSP	A119608	-
3/4" BSP	3/4" BSP	A119612	-
1" BSP	1" BSP	A119616	-
1" 1/4 BSP	1" 1/4 BSP	A119620	-
1" 1/2 BSP	1" 1/2 BSP	A119624	-
2" BSP	2" BSP	A119632	-

90° Elbow BSP male (60°)-BSP male (60°) forge

Codo 90° macho-macho BSP (60°) forja

90° Bogen m - m BSP (60°) Guss-Stück

Adapteur coude 90° mâle BSP x mâle BSP (60°) forge



ROSCA THREAD		Referencia Part n°	€
1/8" BSP	1/8" BSP	S119002	-
1/4" BSP	1/4" BSP	S119004	-
3/8" BSP	3/8" BSP	S119006	-
1/2" BSP	1/2" BSP	S119008	-
3/4" BSP	3/4" BSP	S119012	-
1" BSP	1" BSP	S119016	-
1" 1/4 BSP	1" 1/4 BSP	S119020	-
1" 1/2 BSP	1" 1/2 BSP	S119024	-
2" BSP	2" BSP	S119032	-

90° Elbow BSP male (60°)-BSPT male forge

Codo 90° macho BSP (60°) -macho BSPT forja

90° Winkel m BSP (60°) - m BSPT Guss-Stück

Adapteur coude 90° mâle BSP x mâle gaz conique (BSPT) (60°) forge



ROSCA THREAD		Referencia Part n°	€
1/8" BSP	1/8" BSPT	S119202	-
1/4" BSP	1/4" BSPT	S119204	-
3/8" BSP	3/8" BSPT	S119206	-
1/2" BSP	1/2" BSPT	S119208	-
3/4" BSP	3/4" BSPT	S119212	-
1" BSP	1" BSPT	S119216	-
1" 1/4 BSP	1" 1/4 BSPT	S119220	-
1" 1/2 BSP	1" 1/2 BSPT	S119224	-
2" BSP	2" BSPT	S119232	-

90° Elbow BSPT male-BSPT male forge

Codo 90° macho-macho BSPT forja

90° Bogen m - m BSPT Guss-Stück

Adapteur coude 90° mâle gaz conique (BSPT) x mâle gaz conique (BSPT) forge



ROSCA THREAD		Referencia Part n°	€
1/4" BSPT	1/4" BSPT	S119504	-
3/8" BSPT	3/8" BSPT	S119506	-
1/2" BSPT	1/2" BSPT	S119508	-
3/4" BSPT	3/4" BSPT	S119512	-
1" BSPT	1" BSPT	S119516	-

90° Elbow BSP adaptor male (60°) - NPT male (60°)

Codo 90° Macho BSP (60°) - Macho NPT (60°)

90° Winkel m BSP (60°) - m NPT (60°)

Adapteur coude 90° mâle BSP (60°) x mâle NPT (60°)



ROSCA THREAD		Referencia Part n°	€
1/4" BSP	1/4" NPT	S11880404	-
3/8" BSP	3/8" NPT	S11880606	-
1/2" BSP	1/2" NPT	S11880808	-
3/4" BSP	3/4" NPT	S11881212	-
1" BSP	1" NPT	S11881616	-

90° Elbow Metric adaptor male-male (60°) forge

Codo 90° macho-macho Métrico (60°) forja

90° Winkel m - m metr. (60°) Guss-Stück

Adapteur coude 90° mâle Métrique x mâle Métrique (60°) forge



ROSCA THREAD		Referencia Part n°	€
M12x1.5	M12x1.5	S86012	-
M16x1.5	M16x1.5	S86016	-
M22x1.5	M22x1.5	S86022	-

90° Elbow BSPT male-BSP fixed female forge

Codo 90° macho BSPT-hembra fija BSP forja

90° Winkel m BSPT - w BSP fest Guss-Stück

Adapteur coude 90° mâle gaz conique (BSPT) x femelle gaz conique (BSP) forge



ROSCA THREAD		Referencia Part n°	€
1/8" BSPT	1/8" BSP	S119402	-
1/4" BSPT	1/4" BSP	S119404	-
3/8" BSPT	3/8" BSP	S119406	-
1/2" BSPT	1/2" BSP	S119408	-
3/4" BSPT	3/4" BSP	S119412	-
1" BSPT	1" BSP	S119416	-
1" 1/4 BSPT	1" 1/4 BSP	S119420	-
1" 1/2 BSPT	1" 1/2 BSP	S119424	-
2" BSPT	2" BSP	S119432	-

90° Elbow BSP male-BSP swivel female forge

Codo 90° macho-hembra giratoria BSP (60°) forja

90° Bogen m - w mit Ü-Mutter BSP (60°) Guss-Stück

Adapteur coude 90° mâle BSP x femelle tournante BSP (60°) forge



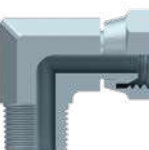
ROSCA THREAD		Referencia Part n°	€
1/8" BSP	1/8" BSP	S119302	-
1/4" BSP	1/4" BSP	S119304	-
3/8" BSP	3/8" BSP	S119306	-
1/2" BSP	1/2" BSP	S119308	-
3/4" BSP	3/4" BSP	S119312	-
1" BSP	1" BSP	S119316	-
1" 1/4 BSP	1" 1/4 BSP	S119320	-
1" 1/2 BSP	1" 1/2 BSP	S119324	-
2" BSP	2" BSP	S119332	-

90° Elbow BSPT male-BSP swivel female (60°) forge

Codo 90° macho BSPT-hembra giratoria BSP (60°) forja

90° Winkel m BSPT - w BSP (60°) Guss-Stück

Adapteur coude 90° mâle gaz conique (BSPT) x femelle tournante BSP (60°) forge



ROSCA THREAD		Referencia Part n°	€
1/4" BSPT	1/4" BSP	S119904	-
3/8" BSPT	3/8" BSP	S119906	-
1/2" BSPT	1/2" BSP	S119908	-
3/4" BSPT	3/4" BSP	S119912	-
1" BSPT	1" BSP	S119916	-

Metric, BSP and BSPT Adaptors

Adaptadores BSP , BSPT y Métricos
Adapter BSP , BSPT und Metrisch
Adpteurs BSP, BSPT et Métrique


TrAle®

90° Elbow BSP swivel female-BSP swivel female forge

Codo 90° hembra giratoria-hembra giratoria BSP (60°) forja

90° Winkel w mit Ü-Mutter - w mit Ü-Mutter BSP (60°) Guss-Stück

Adapteur coude 90° femelle tournante BSP x femelle tournante BSP (60°) forge



ROSCA THREAD		Referencia Part n°	€
1/8" BSP	1/8" BSP	S118302	-
1/4" BSP	1/4" BSP	S118304	-
3/8" BSP	3/8" BSP	S118306	-
1/2" BSP	1/2" BSP	S118308	-
3/4" BSP	3/4" BSP	S118312	-
1" BSP	1" BSP	S118316	-
1"1/4 BSP	1"1/4 BSP	S118320	-
1"1/2 BSP	1"1/2 BSP	S118324	-

90° Elbow male adjustable BSP-swivel female BSP forge

Codo 90° orientable macho-hembra giratoria BSP (60°) forja

90° Winkel einstellbar m - w mit Ü-Mutter BSP (60°) Guss-Stück

Adapteur coude 90° orientable mâle-femelle tournante (60°)



ROSCA THREAD		Referencia Part n°	€
1/4" BSP	1/4" BSP	S119104	-
3/8" BSP	3/8" BSP	S119106	-
1/2" BSP	1/2" BSP	S119108	-
3/4" BSP	3/4" BSP	S119112	-
1" BSP	1" BSP	S119116	-

45° Elbow BSP male-BSP swivel female forge

Codo 45° macho-hembra giratoria forja BSP 60° forja

45° Winkel m - w mit Ü-Mutter BSP (60°) Guss-Stück

Adapteur coude 45° mâle-femelle tournante BSP forge



ROSCA THREAD		Referencia Part n°	€
1/8" BSP	1/8" BSP	S118502	-
1/4" BSP	1/4" BSP	S118504	-
3/8" BSP	3/8" BSP	S118506	-
1/2" BSP	1/2" BSP	S118508	-
3/4" BSP	3/4" BSP	S118512	-
1" BSP	1" BSP	S118516	-
1"1/4 BSP	1"1/4 BSP	S118520	-
1"1/2 BSP	1"1/2 BSP	S118524	-

90° Elbow BSP fixed female-BSP fixed female forge

Codo 90° hembra fija-hembra fija BSP forja

90° Winkel w BSP fest Guss-Stück

Adapteur coude 90° femelle fixe gaz cyl forge



ROSCA THREAD		Referencia Part n°	€
1/8" BSP	1/8" BSP	S119602	-
1/4" BSP	1/4" BSP	S119604	-
3/8" BSP	3/8" BSP	S119606	-
1/2" BSP	1/2" BSP	S119608	-
3/4" BSP	3/4" BSP	S119612	-
1" BSP	1" BSP	S119616	-
1"1/4 BSP	1"1/4 BSP	S119620	-
1" 1/2 BSP	1" 1/2 BSP	S119624	-
2" BSP	2" BSP	S119632	-

90° Elbow BSP male-BSP male adjustable forge

Codo 90° macho BSP (60°) -macho BSP regulable forja

90° Winkel m BSP (60°) - m BSP einstellbar Guss-Stück

Adapteur coude 90° mâle BSP x mâle gaz cyl orientable or +bae en forge



ROSCA THREAD		Referencia Part n°	€
1/8" BSP	1/8" BSP	S11970202	-
1/4" BSP	1/4" BSP	S11970404	-
3/8" BSP	1/4" BSP	S11970604	-
3/8" BSP	3/8" BSP	S11970606	-
1/2" BSP	3/8" BSP	S11970806	-
1/2" BSP	1/2" BSP	S11970808	-
3/4" BSP	1/2" BSP	S11971208	-
3/4" BSP	3/4" BSP	S11971212	-
1" BSP	3/4" BSP	S11971612	-
1" BSP	1" BSP	S11971616	-
1"1/4 BSP	1"1/4 BSP	S11972020	-
1" 1/2 BSP	1" 1/2 BSP	S11972424	-
2" BSP	2" BSP	S11973232	-

90° Elbow bulkhead BSP adaptor male-male (60°)

Codo 90° Pasatabique Macho BSP (60°) - Macho BSP (60°)

90° Schottverschr. m BSP (60°) - m BSP (60°)

Adapteur coude 90° passe cloison mâle BSP (60°) x mâle BSP (60°)



ROSCA THREAD		Referencia Part n°	€
1/4" BSP	1/4" BSP	S11860404	-
3/8" BSP	3/8" BSP	S11860606	-
1/2" BSP	1/2" BSP	S11860808	-
3/4" BSP	3/4" BSP	S11861212	-
1" BSP	1" BSP	S11861616	-

45° Elbow BSP male (60°) -BSP male adjustable forge

Codo 45° macho BSP (60°) -macho BSP regulable forja

45° Winkel BSP (60°) m - m einstellbar Guss-Stück

Adapteur coude 45° mâle BSP (60°) x mâle gaz cyl orientable or + bae en forge



ROSCA (M) THREAD (M)	ROSCA (MR) THREAD (MR)	Referencia Part n°	€
1/8" BSP	1/8" BSP	S11980202	-
1/4" BSP	1/4" BSP	S11980404	-
3/8" BSP	3/8" BSP	S11980606	-
1/2" BSP	1/2" BSP	S11980808	-
3/4" BSP	3/4" BSP	S11981212	-
1" BSP	1" BSP	S11981616	-
1" 1/4 BSP	1" 1/4 BSP	S11982020	-

45° Elbow BSP adaptor male (60°) - NPT male (60°)

Codo 45° Macho BSP (60°) - Macho NPT (60°)

45° Bogen m BSP (60°) - m NPT (60°)

Adapteur coude 45° mâle BSP (60°) x mâle NPT (60°)



ROSCA THREAD		Referencia Part n°	€
1/4" BSP	1/4" NPT	S11810404	-
3/8" BSP	3/8" NPT	S11810606	-
1/2" BSP	1/2" NPT	S11810808	-
3/4" BSP	3/4" NPT	S11811212	-
1" BSP	1" NPT	S11811616	-

45° Elbow BSP adaptor male (60°) - BSPT male

Codo 45° Macho BSP (60°) - Macho BSPT

45° Winkel m BSP (60°) - m BSPT

Adapteur coude 45° mâle BSP (60°) x mâle BSPT



ROSCA THREAD		Referencia Part n°	€
1/4" BSP	1/4" BSPT	S11870404	-
3/8" BSP	3/8" BSPT	S11870606	-
1/2" BSP	1/2" BSPT	S11870808	-
3/4" BSP	3/4" BSPT	S11871212	-
1" BSP	1" BSPT	S11871616	-

45° Adjustable BSP elbow adaptor male - BSP female (60°)

Codo 45° Regulable Macho BSP - H.G. BSP (60°)

45° Winkel m einstellbar - w mit Ü-Mutter BSP (60°)

Adapteur coude 45° réglable mâle BSP x femelle tournante BSP (60°)



ROSCA THREAD		Referencia Part n°	€
1/4" BSP	1/4" BSP	S11820404	-
3/8" BSP	3/8" BSP	S11820606	-
1/2" BSP	1/2" BSP	S11820808	-
3/4" BSP	3/4" BSP	S11821212	-
1" BSP	1" BSP	S11821616	-

Metric, BSP and BSPT Adaptors

Adaptadores BSP, BSPT y Métricos
Adapter BSP, BSPT und Metrisch
Adpteurs BSP, BSPT et Métrique

TrAle®

Tee BSP Male (60°) forge

Te macho-macho-macho BSP forja

T-Versch. BSP m-m-m Guss

Adapteur Té mâle BSP-mâle BSP-mâle BSP (60°) forge



ROSCA THREAD			Referencia Part n°	€
1/8" BSP	1/8" BSP	1/8" BSP	S122002	-
1/4" BSP	1/4" BSP	1/4" BSP	S122004	-
3/8" BSP	3/8" BSP	3/8" BSP	S122006	-
1/2" BSP	1/2" BSP	1/2" BSP	S122008	-
3/4" BSP	3/4" BSP	3/4" BSP	S122012	-
1" BSP	1" BSP	1" BSP	S122016	-
1"1/4 BSP	1"1/4 BSP	1"1/4 BSP	S122020	-
1"1/2 BSP	1"1/2 BSP	1"1/2 BSP	S122024	-
2" BSP	2" BSP	2" BSP	S122032	-

Barrel tee BSP Male-male-swivel female (60°) forge

Te macho-macho-hembra giratoria BSP (60°) forja

T-Versch. BSP (60°) m-m-w mit Ü-Mutter Guss

Adapteur Té mâle BSP-mâle BSP-femelle tournante BSP (60°) forge



ROSCA THREAD			Referencia Part n°	€
1/8" BSP	1/8" BSP	1/8" BSP	S122302	-
1/4" BSP	1/4" BSP	1/4" BSP	S122304	-
3/8" BSP	3/8" BSP	3/8" BSP	S122306	-
1/2" BSP	1/2" BSP	1/2" BSP	S122308	-
3/4" BSP	3/4" BSP	3/4" BSP	S122312	-
1" BSP	1" BSP	1" BSP	S122316	-
1"1/4 BSP	1"1/4 BSP	1"1/4 BSP	S122320	-
1"1/2 BSP	1"1/2 BSP	1"1/2 BSP	S122324	-
2" BSP	2" BSP	2" BSP	S122332	-

Brunch tee BSP Male-swivel female-male (60°) forge

Te macho-hembra giratoria-macho BSP (60°) forja

T-Versch. BSP (60°) m-w mit Ü-Mutter-m Guss

Adapteur Té mâle BSP-femelle tournante BSP-mâle BSP (60°) forge



ROSCA THREAD			Referencia Part n°	€
1/8" BSP	1/8" BSP	1/8" BSP	S122402	-
1/4" BSP	1/4" BSP	1/4" BSP	S122404	-
3/8" BSP	3/8" BSP	3/8" BSP	S122406	-
1/2" BSP	1/2" BSP	1/2" BSP	S122408	-
3/4" BSP	3/4" BSP	3/4" BSP	S122412	-
1" BSP	1" BSP	1" BSP	S122416	-
1"1/4 BSP	1"1/4 BSP	1"1/4 BSP	S122420	-
1"1/2 BSP	1"1/2 BSP	1"1/2 BSP	S122424	-
2" BSP	2" BSP	2" BSP	S122432	-

Tee Metric male (60°) forge

Te macho-macho-macho Métrica (60°) forja

T-Versch. metr. m Guss

Adapteur Té égal mâle-mâle-mâle Métrique (60°) forge



ROSCA THREAD			Referencia Part n°	€
M16x1.5	M16x1.5	M16x1.5	S86516	-
M18x1.5	M18x1.5	M18x1.5	S86518	-
M20x1.5	M20x1.5	M20x1.5	S86520	-
M22x1.5	M22x1.5	M22x1.5	S86522	-
M26x1.5	M26x1.5	M26x1.5	S86526	-
M30x1.5	M30x1.5	M30x1.5	S86530	-

Tee BSP Swivel female (60°) forge

Te hembras giratorias BSP (60°) forja

T-Guss-Stück w mit Ü-Mutter BSP (60°)

Adapteur Té femelle tournante BSP (60°) forge



ROSCA THREAD			Referencia Part n°	€
1/8" BSP	1/8" BSP	1/8" BSP	S122502	-
1/4" BSP	1/4" BSP	1/4" BSP	S122504	-
3/8" BSP	3/8" BSP	3/8" BSP	S122506	-
1/2" BSP	1/2" BSP	1/2" BSP	S122508	-
3/4" BSP	3/4" BSP	3/4" BSP	S122512	-
1" BSP	1" BSP	1" BSP	S122516	-
1"1/4 BSP	1"1/4 BSP	1"1/4 BSP	S122520	-

Tee BSP fixed female forge

Te hembras fijas BSP forja

T-Guss-Stück w fest BSP

Adapteur Té femelle fixe gaz (BSP) forge



ROSCA THREAD			Referencia Part n°	€
1/8" BSP	1/8" BSP	1/8" BSP	S122602	-
1/4" BSP	1/4" BSP	1/4" BSP	S122604	-
3/8" BSP	3/8" BSP	3/8" BSP	S122606	-
1/2" BSP	1/2" BSP	1/2" BSP	S122608	-
3/4" BSP	3/4" BSP	3/4" BSP	S122612	-
1" BSP	1" BSP	1" BSP	S122616	-
1"1/4 BSP	1"1/4 BSP	1"1/4 BSP	S122620	-
1"1/2 BSP	1"1/2 BSP	1"1/2 BSP	S122624	-
2" BSP	2" BSP	2" BSP	S122632	-

Barrel tee BSP male-male-male adjustable forge

Te macho-macho-macho regulable BSP forja

Einstellbare T-Versch. m - m - m Guss

Adapteur Té égal mâle (60°)-mâle (60°)-mâle orientable
BSP forge



ROSCA THREAD			Referencia Part n°	€
1/4" BSP	1/4" BSP	1/4" BSP	S12290404	-
3/8" BSP	3/8" BSP	3/8" BSP	S12290606	-
1/2" BSP	1/2" BSP	3/8" BSP	S12290806	-
1/2" BSP	1/2" BSP	1/2" BSP	S12290808	-
3/4" BSP	3/4" BSP	1/2" BSP	S12291208	-
3/4" BSP	3/4" BSP	3/4" BSP	S12291212	-
1" BSP	1" BSP	3/4" BSP	S12291612	-
1" BSP	1" BSP	1" BSP	S12291616	-
1"1/4 BSP	1"1/4 BSP	1"1/4 BSP	S12292020	-

Brunch tee BSP male-male adjustable-male forge

Te macho-macho regulable-macho BSP forja

T-Versch. BSP m-m einstellbar-m Guss

Adapteur Té égal mâle (60°)-mâle orientable-mâle (60°)
BSP forge



ROSCA THREAD			Referencia Part n°	€
1/4" BSP	1/4" BSP	1/4" BSP	S12280404	-
3/8" BSP	1/4" BSP	3/8" BSP	S12280604	-
3/8" BSP	3/8" BSP	3/8" BSP	S12280606	-
1/2" BSP	3/8" BSP	1/2" BSP	S12280806	-
1/2" BSP	1/2" BSP	1/2" BSP	S12280808	-
3/4" BSP	1/2" BSP	3/4" BSP	S12281208	-
3/4" BSP	3/4" BSP	3/4" BSP	S12281212	-
1" BSP	3/4" BSP	1" BSP	S12281612	-
1" BSP	1" BSP	1" BSP	S12281616	-
1"1/4 BSP	1" BSP	1"1/4 BSP	S12282016	-
1"1/4 BSP	1"1/4 BSP	1"1/4 BSP	S12282020	-

Cross fixed female BSP forge

Cruz hembra fija BSP forja

Kreuzstück BSP Innengewinde Guss

Cross BSP femelle fixe forge



ROSCA THREAD	Referencia Part n°	€
1/8" BSP	S122702	-
1/4" BSP	S122704	-
3/8" BSP	S122706	-
1/2" BSP	S122708	-
3/4" BSP	S122712	-
1" BSP	S122716	-

Metric, BSP and BSPT Adaptors

Adaptadores BSP , BSPT y Métricos
Adapter BSP , BSPT und Metrisch
Adpteurs BSP, BSPT et Métrique

TrAle®

90° reducer elbow male-male BSP (60°) (square)

Codo cuadrado 90° reductor macho-macho BSP (60°)

90° Vierkantwinkel Reduzierung m - m BSP (60°)

Adapteur carré coude 90° reducteur mâle BSP - mâle BSP (60°) en bloqué



ROSCA THREAD		Referencia Part n°	€
1/8" BSP	1/4" BSP	A11920204	-
1/4" BSP	3/8" BSP	A11920406	-
3/8" BSP	1/2" BSP	A11920608	-
1/2" BSP	3/4" BSP	A11920812	-
3/4" BSP	1" BSP	A11921216	-

Branch tee BSP male-swivel female-male (square)

Te cuadrado macho-hembra giratoria-macho

4 kt T-Stück m - w mit Ü-Mutter - M

Adapteur carré Té mâle BSP-femelle tournante BSP-mâle BSP



ROSCA THREAD			Referencia Part n°	€
1/4" BSP	1/4" BSP	1/4" BSP	A22240400	-
3/8" BSP	3/8" BSP	3/8" BSP	A22240600	-
1/2" BSP	1/2" BSP	1/2" BSP	A22240800	-
3/4" BSP	3/4" BSP	3/4" BSP	A22241200	-
1" BSP	1" BSP	1" BSP	A22241600	-

90° Elbow BSP male (square)

Codo cuadrado 90° macho BSP

90° Vierkantwinkel m BSP

Adapteur carré Coude 90° mâle BSP



ROSCA THREAD		Referencia Part n°	€
1/4" BSP	1/4" BSP	A21900400	-
3/8" BSP	3/8" BSP	A21900600	-
1/2" BSP	1/2" BSP	A21900800	-
3/4" BSP	3/4" BSP	A21901200	-
1" BSP	1" BSP	A21901600	-

Barrel tee BSP male-male-swivel female (square)

Te cuadrado macho-macho-hembra giratoria

4 kt T-Stück m - m - w mit Ü-Mutter

Adapteur carré Té mâle BSP-mâle BSP-femelle tournante BSP



ROSCA THREAD			Referencia Part n°	€
1/4" BSP	1/4" BSP	1/4" BSP	A22220400	-
3/8" BSP	3/8" BSP	3/8" BSP	A22220600	-
1/2" BSP	1/2" BSP	1/2" BSP	A22220800	-
3/4" BSP	3/4" BSP	3/4" BSP	A22221200	-
1" BSP	1" BSP	1" BSP	A22221600	-

90° Elbow BSP male-BSP swivel female (square)

Codo cuadrado 90° macho-hembra giratoria

90° Vierkantwinkel m - w mit Ü-Mutter BSP

Adapteur carré Coude 90° mâle BSP - femelle BSP



ROSCA THREAD		Referencia Part n°	€
1/4" BSP	1/4" BSP	A21930400	-
3/8" BSP	3/8" BSP	A21930600	-
1/2" BSP	1/2" BSP	A21930800	-
3/4" BSP	3/4" BSP	A21931200	-
1" BSP	1" BSP	A21931600	-

Cross BSP male (square)

Cruz cuadrada macho BSP

Kreuzstück BSP Außengewinde

Adapteur carré Croix égale mâle BSP



ROSCA THREAD		Referencia Part n°	€
1/4" BSP		A22230400	-
3/8" BSP		A22230600	-
1/2" BSP		A22230800	-
3/4" BSP		A22231200	-
1" BSP		A22231600	-

Tee BSP male (square)

Te cuadrado macho-macho-macho

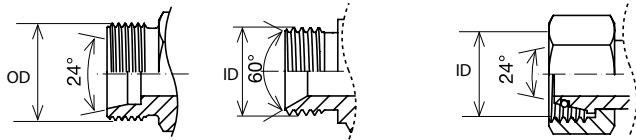
4 kt T-Stück m - m - m

Adapteur carré Té mâle BSP-mâle BSP-mâle BSP



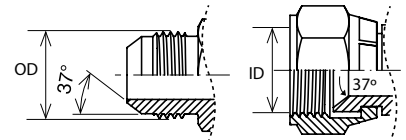
ROSCA THREAD			Referencia Part n°	€
1/4" BSP	1/4" BSP	1/4" BSP	A22200400	-
3/8" BSP	3/8" BSP	3/8" BSP	A22200600	-
1/2" BSP	1/2" BSP	1/2" BSP	A22200800	-
3/4" BSP	3/4" BSP	3/4" BSP	A22201200	-
1" BSP	1" BSP	1" BSP	A22201600	-

METRICA



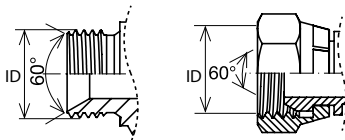
Métrica Metrical	Cono 24° 24° cone	Cono 60° 60° cone	Male thread OD	Female thread ID
12 x 1,5	*	*	12	10,5
14 x 1,5	*	*	14	12,5
16 x 1,5	*	*	16	14,5
18 x 1,5	*	*	18	16,5
20 x 1,5	*	*	20	18,5
22 x 1,5	*	*	22	20,5
24 x 1,5	*	*	24	22,5
26 x 1,5	*	*	26	24,5
30 x 1,5	*	*	30	28,5
30 x 2	*	*	30	28,00
36 x 2	*	*	36	34,00
38 x 1,5	*	*	38	36,5
42 x 2	*	*	42	40,00
45 x 1,5	*	*	45	43,5
45 x 2	*	*	45	43
52 x 1,5	*	*	52	50,5
52 x 2	*	*	52	50
65 x 2	*	*	65	63
78 x 2	*	*	78	76

JIC



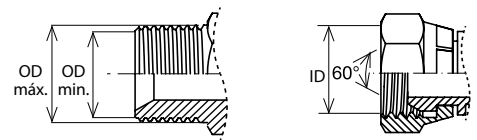
SAE	Male thread OD	Female thread ID
7/16-20	11,07	10,00
1/2-20	12,70	11,60
9/16-18	14,25	13,00
5/8-18	15,85	14,70
3/4-16	19,00	17,60
7/8-14	22,17	20,50
1 1/16-12	26,95	25,00
1 1/16-14	26,95	25,30
1 5/16-12	33,30	31,30
1 5/16-14	33,30	31,60
1 5/8-12	41,42	39,20
1 5/8-14	41,22	39,50
1 7/8-12	47,57	45,60
1 7/8-14	47,57	45,90
2 1/2-12	63,45	61,50
3-12	76,20	74,30

BSP



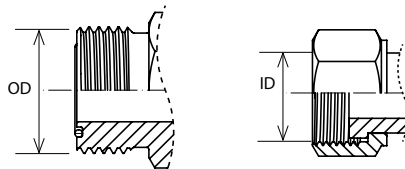
BSP	Male thread OD	Female thread iD
1/4-19	13,16	11,50
3/8-19	16,66	14,90
1/2-14	20,96	18,60
5/8-14	22,91	20,60
3/4-14	26,44	24,10
1-11	33,25	30,30
1 1/4-11	41,91	38,90
1 1/2-11	47,80	44,90
2-11	59,62	56,70

NPT-BSPT-NPSM



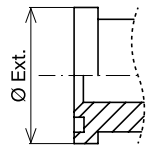
NPT cónicas Conical NPT	Male thread máx. OD	Male thread mín. OD	Female thread iD	BSPT cónicos Conical BSPT	Male thread máx. OD	Male thread mín OD
1/8-27	10,59	9,98	8,6	1/8-28	10,20	9,48
1/4-18	14,12	13,28	11,9	1/4-19	13,90	12,85
3/8-18	17,55	16,71	15,0	3/8-19	17,31	16,26
1/2-14	21,84	21,08	19,1	1/2-14	21,89	20,55
3/4-14	27,17	26,13	24,6	3/4-14	27,30	25,84
1-11,5	33,96	32,74	30,5	1-11	34,41	32,65
1 1/4-11,5	42,72	41,47	39,4	1 1/4-11	42,91	41,11
1 1/2-11,5	48,81	47,54	45,5	1 1/2-11	48,83	47,08
2-11,5	60,88	59,56	57,4	2-11	60,94	58,62

ORFS



ORFS	Male thread OD	Female thread iD
9/16" 18h	14,25	13,0
11/16" 16h	17,40	15,4
13/16" 16h	20,05	18,6
1" 14h	25,30	23,1
1" 3/16 12h	30,10	27,5
1" 7/16 12h	36,40	33,8
1" 11/16 12h	42,80	40,2
2" 12h	50,70	48,1

BRIDAS



Brida SAE	Ø ext. 3000 PSI	Ø ext. 6000 PSI
1/2"	30,2	31,8
3/4"	38,1	41,3
1"	44,5	47,6
1" 1/4	50,8	54,0
1" 1/2	60,3	63,5
2"	71,4	79,4

* 9000 PSI flanges have the same Ø as 6000 PSI, but with thickness deck 14,3 / Las bridas 9000 PSI son iguales en Ø a las 6000 PSI, pero con espesor de pletina 14,3 / Die Flansche 9000 PSI sind im Ø gleich denen von 6000 PSI, aber mit der Plattendicke 14,3. / Les brides 9000 PSI son égales en Ø aux brides 6000 PSI, mais l'épaisseur est de 14,3 mm.

Metric, BSP and BSPT Adaptors

Adaptadores BSP , BSPT y Métricos
Adapter BSP , BSPT und Metrisch
Adpteurs BSP, BSPT et Métrique

TrAle®

BSP Bonded Seal

Juntas Metal Buna BSP Autocentrantes

USIT-Dichtringe BSP selbstzentrierend

Bague BS BSPz



ROSCA THREAD	u/Bolsa u/Bag	Referencia Part n°	€
1/8" BSP	100	T21002	-
1/4" BSP	100	T21004	-
3/8" BSP	100	T21006	-
1/2" BSP	100	T21008	-
5/8" BSP	100	T21010	-
3/4" BSP	100	T21012	-
1" BSP	50	T21016	-
1"1/4 BSP	25	T21020	-
1"1/2 BSP	25	T21024	-
2" BSP	25	T21032	-
2" 1/2 BSP	25	T21040	-

Sold in bags, prices per unit / Se venden en bolsas, precios por unidad / In Verpackungseinheit geliefert. Preis pro Stück. / Vendu dans des sacs, prix par unité

Metric Bonded Seal Sel-Centering

Juntas Metal Buna Métricas Autocentrantes

USIT-Dichtringe metr. selbstzentrierend

Bague BS Métrique



ROSCA THREAD	u/Bolsa u/Bag	Referencia Part n°	€
M6X1	100	T32006	-
M8x1	100	T32008	-
M10x1	100	T32010	-
M12x1.5	100	T32012	-
M14x1.5	100	T32014	-
M16x1.5	100	T32016	-
M18x1.5	100	T32018	-
M20x1.5	100	T32020	-
M22x1.5	100	T32022	-
M24x1.5	100	T32024	-
M26x1.5	100	T32026	-
M27X1,5	100	T32027	-
M30x2	50	T32030	-
M36x2	25	T32036	-
M42x2	25	T32042	-
M48X2	25	T32048	-

Sold in bags, prices per unit / Se venden en bolsas, precios por unidad. / In Verpackungseinheit geliefert. Preis pro Stück. / Vendu dans des sacs, prix par unité

BSP Aluminium Collar Plate

Arandelas Aluminio BSP

Aluminium-Dichtringe BSP

Rondelle BSP Aluminium



ROSCA THREAD	Ø INT. Ø INNER	Ø EXT. Ø OUTER	Referencia Part n°	€
1/8"	10	14	A133202	-
1/4"	13	19	A133204	-
3/8"	17	22	A133206	-
1/2"	21	27	A133208	-
3/4"	27	33	A133212	-
1"	33	41	A133216	-
1"1/4	42	50	A133220	-

BSP Annealed Copper flat Plate

Arandelas plana Cobre recocido BSP

Gehärtete Kupfer-Dichtringe flach BSP

Rondelle plane BSP Cuivre recuit




ROSCA THREAD	Ø INT. Ø INNER	Ø EXT. Ø OUTER	Referencia Part n°	€
1/8"	10	14	A133002	-
1/4"	13,5	19	A133004	-
3/8"	17	23	A133006	-
1/2"	21,5	27	A133008	-
3/4"	27	33	A133012	-
1"	33	41	A133016	-
1"1/4	42	50	A133020	-
1"1/2	48	55	A133024	-
2"	60	68	A133032	-

BSP Steel flat Plate

Arandelas plana Acero BSP

Stahl-Dichtringe BSP flach

Bague plate Acier BSP



ROSCA THREAD	Ø INT. Ø INNER	Ø EXT. Ø OUTER	Referencia Part n°	€
1/8"	12.2	15	A13330200000	-
1/4"	16.15	19.5	A13330400000	-
3/8"	19.5	23.5	A13330600000	-
1/2"	23.3	28.5	A13330800000	-
3/4"	28.6	34.5	A13331200000	-
1"	36.6	43.5	A13331600000	-
1"1/4	44.9	52.5	A13332000000	-

Adaptor male NPT - male NPT

Adaptor macho - macho NPT

Doppelnippel AGN-AGN

Adapteur mâle NPT - mâle NPT



ROSCA THREAD		Referencia Part n°	€
1/8" NPT	1/8" NPT	A10150202	-
1/4" NPT	1/4" NPT	A10150404	-
3/8" NPT	3/8" NPT	A10150606	-
1/2" NPT	1/2" NPT	A10150808	-
3/4" NPT	3/4" NPT	A10151212	-
1" NPT	1" NPT	A10151616	-
1" 1/4 NPT	1" 1/4 NPT	A10152020	-
1" 1/2 NPT	1" 1/2 NPT	A10152424	-
2" NPT	2" NPT	A10153232	-

Reducer male NPT - male NPT

Reductor macho - macho NPT

Reduziernippel NPT

Réducteur mâle NPT- mâle NPT



ROSCA THREAD		Referencia Part n°	€
1/4" NPT	1/8" NPT	A10150402	-
3/8" NPT	1/8" NPT	A10150602	-
3/8" NPT	1/4" NPT	A10150604	-
1/2" NPT	1/4" NPT	A10150804	-
1/2" NPT	3/8" NPT	A10150806	-
3/4" NPT	1/4" NPT	A10151204	-
3/4" NPT	3/8" NPT	A10151206	-
3/4" NPT	1/2" NPT	A10151208	-
1" NPT	1/2" NPT	A10151608	-
1" NPT	3/4" NPT	A10151612	-
1" 1/4 NPT	1" NPT	A10152016	-
1" 1/2 NPT	1" 1/4 NPT	A10152420	-
2" NPT	1" 1/2 NPT	A10153224	-

Adaptor male NPT (60°) - swivel female NPSM (60°)

Adaptador Macho NPT (60°) - H.G. NPSM (60°)

Adapter m NPT (60°) - w Ü-Mutter NPSM (60°)

Adapteur mâle NPT (60°)- femelle tournante NPSM (60°)




ROSCA THREAD		Referencia Part n°	€
1/4" NPT	1/4" NPSM	N11700404	-
3/8" NPT	3/8" NPSM	N11700606	-
1/2" NPT	1/2" NPSM	N11700808	-
3/4" NPT	3/4" NPSM	N11701212	-
1" NPT	1" NPSM	N11701616	-
1" 1/4 NPT	1" 1/4 NPSM	N11702020	-

Adaptor male NPT (60°) - fixed female NPT

Adaptador Macho NPT (60°) - Hembra Fija NPT

Adapter m NPT (60°) - w fest NPT (60°)

Adapteur mâle NPT (60°)- femelle fixe NPT



ROSCA (M) THREAD (M)	ROSCA (H) THREAD (F)	Referencia Part n°	€
1/4" NPT	1/4" NPT	N10600404	-
1/4" NPT	3/8" NPT	N10600406	-
3/8" NPT	1/4" NPT	N10600604	-
3/8" NPT	3/8" NPT	N10600606	-
3/8" NPT	1/2" NPT	N10600608	-
1/2" NPT	3/8" NPT	N10600806	-
1/2" NPT	1/2" NPT	N10600808	-
1/2" NPT	3/4" NPT	N10600812	-
3/4" NPT	3/4" NPT	N10601212	-
1" NPT	1" NPT	N10601616	-

NPT adaptor fixed female - fixed female NPT

Adaptador Hembra Fija NPT - Hembra Fija NPT

Muffen fest NPT

Adapteur femelle fixe NPT - femelle fixe NPT



ROSCA THREAD	Referencia Part n°	€
1/4" NPT	N103100404	-
3/8" NPT	N103100606	-
1/2" NPT	N103100808	-
3/4" NPT	N103101212	-
1" NPT	N103101616	-

NPT Adaptors

Adaptadores NPT
Adapter NPT
Adapteurs NPT

NPT fixed female cap

Tapón HF NPT

Verschlussstopfen HF NPT

Bouchon femelle fixe NPT



ROSCA THREAD	Referencia Part n°	€
1/8" NPT	N107202	-
1/4" NPT	N107204	-
3/8" NPT	N107206	-
1/2" NPT	N107208	-
3/4" NPT	N107212	-
1" NPT	N107216	-

NPT Allen plug

Tapón Allen NPT

Verschlussverschr. Allen NPT (60°)

Bouchon Allen NPT



ROSCA THREAD	Referencia Part n°	€
1/4" NPT	N107104	-
3/8" NPT	N107106	-
1/2" NPT	N107108	-
3/4" NPT	N107112	-
1" NPT	N107116	-

NPT (60°) male plug

Tapón macho NPT (60°)

Verschluss TYP NPT (60°)

Bouchon mâle NPT (60°)



ROSCA THREAD	Referencia Part n°	€
1/4" NPT	N107004	-
3/8" NPT	N107006	-
1/2" NPT	N107008	-
3/4" NPT	N107012	-
1" NPT	N107016	-

90° elbow fixed female NPT - fixed female NPT

Codo 90° HF-HF NPT

90° Winkel w fest - w fest NPT

Coude 90° femelle fixe NPT - femelle fixe NPT



ROSCA THREAD	Referencia Part n°	€
1/8" NPT	N119602	-
1/4" NPT	N119604	-
3/8" NPT	N119606	-
1/2" NPT	N119608	-
3/4" NPT	N119612	-
1" NPT	N119616	-
1"1/4 NPT	N119620	-
1"1/2 NPT	N119624	-
2" NPT	N119632	-

90° elbow male NPT - male NPT

Codo 90° M-M NPT

90° Winkel m-m NPT

Coude 90° mâle NPT - mâle NPT



ROSCA THREAD	Referencia Part n°	€
1/8" NPT	N119002	-
1/4" NPT	N119004	-
3/8" NPT	N119006	-
1/2" NPT	N119008	-
3/4" NPT	N119012	-
1" NPT	N119016	-
1"1/4 NPT	N119020	-
1"1/2 NPT	N119024	-
2" NPT	N119032	-

90° elbow male NPT 60° - swivel female NPSM 60°

Codo 90 Macho NPT (60°) - H.G. NPSM (60°)

90° Winkel m NPT (60°) - w mit Ü-Mutter NPSM (60°)

Coude 90° mâle NPT 60° - femelle tournante NPSM 60°



ROSCA THREAD	Referencia Part n°	€	
1/4" NPT	1/4" NPSM	N11930404	-
3/8" NPT	3/8" NPSM	N11930606	-
1/2" NPT	1/2" NPSM	N11930808	-
3/4" NPT	3/4" NPSM	N11931212	-
1" NPT	1" NPSM	N11931616	-
1" 1/4 NPT	1" 1/4 NPSM	N11932020	-

NPT Adaptors

Adaptadores NPT
Adapter NPT
Adaptateurs NPT

45° elbow fixed female NPT - fixed female NPT

Codo 45 Hembra Fija NPT - Hembra Fija NPT

45° Winkel w NPT fest - w NPT fest

Coude 45° femelle fixe NPT - femelle fixe NPT



ROSCA THREAD	Referencia Part n°	€
1/4" NPT	N11960404	-
3/8" NPT	N11960606	-
1/2" NPT	N11960808	-
3/4" NPT	N11961212	-
1" NPT	N11961616	-

45° elbow male NPT 60° - swivel female NPSM 60°

Codo 45 Macho NPT (60°) - H.G. NPSM (60°)

45° Winkel m NPT (60°) - w mit Ü-Mutter NPSM (60°)

Coude 45° mâle NPT 60° - swivel female NPSM 60°



ROSCA THREAD	Referencia Part n°	€
1/4" NPT	1/4" NPSM N13930404	-
3/8" NPT	3/8" NPSM N13930606	-
1/2" NPT	1/2" NPSM N13930808	-
3/4" NPT	3/4" NPSM N13931212	-
1" NPT	1" NPSM N13931616	-
1"1/4" NPT	1" 1/4" NPSM N13932020	-

45° elbow male NPT 60° - male NPT 60°

Codo 45 Macho NPT (60°) - Macho NPT (60°)

45° Winkel m NPT (60°) - m NPT (60°)

Coude 45° mâle NPT 60° - mâle NPT 60°



ROSCA THREAD	Referencia Part n°	€
1/4" NPT	N11980404	-
3/8" NPT	N11980606	-
1/2" NPT	N11980808	-
3/4" NPT	N11981212	-
1" NPT	N11981616	-

NPT (60°) male tee

T M-M NPT (60°)

T-Stück m NPT (60°)

Té mâle NPT (60°)



ROSCA THREAD	Referencia Part n°	€
1/8" NPT	N122002	-
1/4" NPT	N122004	-
3/8" NPT	N122006	-
1/2" NPT	N122008	-
3/4" NPT	N122012	-
1" NPT	N122016	-
1" 1/4" NPT	N122020	-
1"1/2" NPT	N122024	-
2" NPT	N122032	-

NPT fixed female tee

T HF-HF-HF NPT

T-Stück w fest NPT

Té femelle fixe NPT



ROSCA THREAD	Referencia Part n°	€
1/8" NPT	N122602	-
1/4" NPT	N122604	-
3/8" NPT	N122606	-
1/2" NPT	N122608	-
3/4" NPT	N122612	-
1" NPT	N122616	-
1"1/4" NPT	N122620	-
1" 1/2" NPT	N122624	-
2" NPT	N122632	-

SI NO HAS ENCONTRADO
LO QUE BUSCAS, HABLEMOS.

**SOMOS TU PROVEEDOR
WE ARE YOUR SUPPLIER**

IF YOU CAN'T FIND WHAT YOU ARE
LOOKING FOR, LET'S TALK.



DICSA

#HYDRAULICSEXPERTS

ORFS Nut

Tuerca ORFS

Mutter ORFS - m ORFS

Ecrou ORFS



ROSCA THREAD	Referencia Part n°	€
ORFS 9/16"-18h	OR1020400	-
ORFS 11/16"-16h	OR1020600	-
ORFS 13/16"-16h	OR1020800	-
ORFS 1"-14h	OR1021000	-
ORFS 1"3/16-12h	OR1021200	-
ORFS 1"7/16-12h	OR1021600	-
ORFS 1"11/16-12h	OR1022000	-
ORFS 2"-12h	OR1022400	-

ORFS Male plug

Tapón macho ORFS

Verschluss TYP ORFS

Bouchon mâle ORFS




ROSCA THREAD	Referencia Part n°	€
ORFS 9/16"-18h	OR1040400	-
ORFS 11/16"-16h	OR1040600	-
ORFS 13/16"-16h	OR1040800	-
ORFS 1"-14h	OR1041000	-
ORFS 1"3/16-12h	OR1041200	-
ORFS 1"7/16-12h	OR1041600	-
ORFS 1"11/16-12h	OR1042000	-
ORFS 2"-12h	OR1042400	-

ORFS-ORFS Male

Adaptador macho ORFS

Doppelnippel m - m ORFS

Mâle ORFS-ORFS



ROSCA THREAD	Referencia Part n°	€
ORFS 9/16"-18h	OR2000404	-
ORFS 11/16"-16h	OR2000604	-
ORFS 13/16"-16h	OR2000806	-
ORFS 1"-14h	OR2001008	-
ORFS 1"3/16-12h	OR2001210	-
ORFS 1"7/16-12h	OR2001612	-
ORFS 1"11/16-12h	OR2002016	-
ORFS 2"-12h	OR2002424	-

ORFS Welding cone

Cono soldar

Schweißkegel ORFS

Collet à souder ORFS



ROSCA THREAD	Referencia Part n°	€
ORFS 9/16"-18h	OR12730406	-
ORFS 11/16"-16h	OR12730610	-
ORFS 13/16"-16h	OR12730812	-
ORFS 1"-14h	OR12731014	-
ORFS 1"-14h	OR12731015	-
ORFS 1"-14h	OR12731016	-
ORFS 1"3/16-12h	OR12731218	-
ORFS 1"3/16-12h	OR12731220	-
ORFS 1"11/16-12h	OR12732030	-
ORFS 2"-12h	OR12732438	-

ORFS Female cap

Tapón hembra giratoria ORFS

Verschlussmutter ORFS

Bouchon femelle ORFS




ROSCA THREAD	Referencia Part n°	€
ORFS 9/16"-18h	OR1050400	-
ORFS 11/16"-16h	OR1050600	-
ORFS 13/16"-16h	OR1050800	-
ORFS 1"-14h	OR1051000	-
ORFS 1"3/16-12h	OR1051200	-
ORFS 1"7/16-12h	OR1051600	-
ORFS 1"11/16-12h	OR1052000	-
ORFS 2"-12h	OR1052400	-

ORFS Swivel female-ORFS Male

Adaptador reductor hembra giratoria ORFS-macho ORFS

Adapter w mit Drallmutter ORFS - m ORFS

Femelle tournante ORFS-mâle ORFS



ROSCA (H) THREAD (F)	ROSCA (M) THREAD (M)	Referencia Part n°	€
ORFS 11/16"-16h	ORFS 9/16"-18h	OR3010604	-
ORFS 13/16"-16h	ORFS 9/16"-18h	OR3010804	-
ORFS 13/16"-16h	ORFS 11/16"-16h	OR3010806	-
ORFS 1"-14h	ORFS 9/16"-18h	OR3011004	-
ORFS 1"-14h	ORFS 13/16"-16h	OR3011008	-
ORFS 1"3/16-12h	ORFS 11/16"-16h	OR3011206	-
ORFS 1"3/16-12h	ORFS 13/16-16h	OR3011208	-
ORFS 1"3/16-12h	ORFS 1"-14h	OR3011210	-
ORFS 1"7/16-12h	ORFS 13/16"-16h	OR3011608	-
ORFS 1"7/16-12h	ORFS 1"-14h	OR3011610	-
ORFS 1"11/16-12h	ORFS 1"3/16-12h	OR3012012	-
ORFS 1"11/16-12h	ORFS 1"7/16-12h	OR3012016	-

ORFS Adaptors

Adaptadores ORFS

Adapter ORFS

Adapteurs ORFS

TrAle®

ORFS Male -BSP Male

Adaptador macho ORFS-BSP

Doppelnippel m ORFS - m BSP

Mâle ORFS-BSP



ROSCA THREAD		Referencia Part n°	€
ORFS 9/16"-18h	BSP 1/8"	OR2020402	-
ORFS 9/16"-18h	BSP 1/4"	OR2020404	-
ORFS 11/16"-16h	BSP 1/4"	OR2020604	-
ORFS 11/16"-16h	BSP 3/8"	OR2020606	-
ORFS 13/16"-16h	BSP 3/8"	OR2020806	-
ORFS 13/16"-16h	BSP 1/2"	OR2020808	-
ORFS 1"-14h	BSP 1/2"	OR2021008	-
ORFS 1"3/16-12h	BSP 3/4"	OR2021212	-
ORFS 1"7/16-12h	BSP 1"	OR2021616	-
ORFS 1"11/16-12h	BSP 1"1/4	OR2022020	-
ORFS 2"-12h	BSP 1"1/2	OR2022424	-

ORFS Male-JIC Swivel female

Adaptador macho ORFS-hembra giratoria JIC

Adapter m ORFS - w Ü-Mutter JIC

Mâle ORFS-femelle tournante JIC



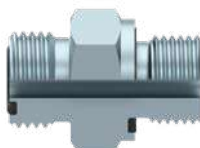
ROSCA THREAD		Referencia Part n°	€
ORFS 9/16"-18h	JIC 7/16"	OR3020404	-
ORFS 11/16"-16h	JIC 9/16"	OR3020606	-
ORFS 13/16"-16h	JIC 3/4"	OR3020808	-
ORFS 1"-14h	JIC 7/8"	OR3021010	-
ORFS 1"3/16-12h	JIC 1"1/16	OR3021212	-
ORFS 1"7/16-12h	JIC 1"5/16	OR3021616	-
ORFS 1"11/16-12h	JIC 1"5/8	OR3022020	-
ORFS 2"-12h	JIC 1"7/8	OR3022424	-

ORFS Male - Metric Male

Macho ORFS-Macho Métrico

Außengewinde ORFS - Metr.

Mâle ORFS - Mâle Métrique



ROSCA THREAD		Referencia Part n°	€
ORFS 9/16"-18h	M12x1.5	OR10170412	-
ORFS 11/16"-16h	M14x1.5	OR10170614	-
ORFS 11/16"-16h	M16x1.5	OR10170616	-
ORFS 13/16"-16h	M18x1.5	OR10170818	-
ORFS 1"-14h	M22x1.5	OR10171022	-
ORFS 1"7/16-12h	M33x2	OR10171633	-
ORFS 1"11/16-12h	M42x2	OR10172042	-
ORFS 2"-12h	M48x2	OR10172448	-

ORFS Male-JIC Male

Adaptador macho ORFS-JIC

Doppelnippel ORFS-JIC 37°

Mâle ORFS-Mâle JIC



ROSCA THREAD		Referencia Part n°	€
ORFS 9/16"-18h	JIC 7/16"	OR2040404	-
ORFS 11/16"-16h	JIC 9/16"	OR2040606	-
ORFS 13/16"-16h	JIC 3/4"	OR2040808	-
ORFS 1"-14h	JIC 7/8"	OR2041010	-
ORFS 1"3/16-12h	JIC 1"1/16	OR2041212	-
ORFS 1"7/16-12h	JIC 1"5/16	OR2041616	-

ORFS Bulkhead

Pasatabiques ORFS

Schottverschraubungen ORFS SV- ORFS

Passe-cloison ORFS



ROSCA THREAD		Referencia Part n°	€
ORFS 9/16"-18h		OR1060404	-
ORFS 11/16"-16h		OR1060606	-
ORFS 13/16"-16h		OR1060808	-
ORFS 1"-14h		OR1061010	-
ORFS 1"3/16-12h		OR1061212	-
ORFS 1"7/16-12h		OR1061616	-
ORFS 1"11/16-12h		OR1062020	-
ORFS 2"-12h		OR1062424	-

ORFS swivel female - BSP male

Hembra Giratoria ORFS - Racor Recto Macho BSP

W ORFS mit Ü-Mutter - Gerade Aufschraub-Versch.
m BSP

Femelle tournante ORFS - Mâle BSP



ROSCA THREAD		Referencia Part n°	€
1/8" BSP	ORFS 9/16" - 18h	OR3030402	-
1/4" BSP	ORFS 9/16" - 18h	OR3030404	-
1/4" BSP	ORFS 11/16" - 16h	OR3030604	-
3/8" BSP	ORFS 11/16" - 16h	OR3030606	-
3/8" BSP	ORFS 13/16" - 16h	OR3030806	-
1/2" BSP	ORFS 13/16" - 16h	OR3030808	-
1/2" BSP	ORFS 1" - 14h	OR3031008	-
3/4" BSP	ORFS 1"3/16 - 12h	OR3031212	-
1" BSP	ORFS 1"7/16 - 12h	OR3031616	-
1"1/4 BSP	ORFS 1"11/16 - 12h	OR3032020	-
1"1/2 BSP	ORFS 2" - 12h	OR3032424	-

ORFS swivel female - BSP male with o'ring

Hembra Giratoria ORFS - Racor Recto Macho BSP con junta

Ü-Mutter ORFS - Gerader Einschraubstutzen BSP mit Dichtung

Femelle tournante ORFS - Mâle BSP avec o'ring



ROSCA THREAD		Referencia Part n°	€
3/8" BSP	ORFS 11/16" - 16h	OR3130606	-
1/2" BSP	ORFS 13/16" - 16h	OR3130808	-
3/4" BSP	ORFS 1"3/16 - 12h	OR3131212	-
1" BSP	ORFS 1"7/16 - 12h	OR3131616	-

ORFS male adaptor - BSP fixed female

Adaptador Macho ORFS - Hembra Fija BSP

Adapter m ORFS - w fest BSP

Adapteur mâle ORFS - femelle fixe BSP



ROSCA THREAD		Referencia Part n°	€
ORFS 9/16" -20h	BSP 1/4"	OR3040404	-
ORFS 11/16"-16h	BSP 3/8"	OR3040606	-
ORFS 13/16"-16h	BSP 1/2"	OR3040808	-
ORFS 1"3/16"-12h	BSP 3/4"	OR3041212	-
ORFS 1"7/16-12h	BSP 1"	OR3041616	-

ORFS swivel female adaptor - JIC male

Adaptador H.G. ORFS - Macho JIC

Adapter w mit Drallmutter ORFS - m JIC

Adapteur femelle tournante ORFS - mâle JIC



ROSCA THREAD		Referencia Part n°	€
JIC 7/16	ORFS 9/16"-18 h	OR3050404	-
JIC 9/16	ORFS 11/16"-16h	OR3050606	-
JIC 3/4"	ORFS 13/16"-16 h	OR3050808	-
JIC 1"1/16	ORFS 1"3/16-12 h	OR3051212	-
JIC 1"5/16	ORFS 1"7/16-12 h	OR3051616	-

45° elbow ORFS male-Adjustable BSP male

Codo 45° regulable ORFS-BSP

45° Winkel einstellbar m ORFS - m BSP

Coude 45° mâle ORFS-mâle gaz cyl. +o'ring



ROSCA THREAD		Referencia Part n°	€
ORFS 9/16" -18h	BSP 1/8"	OR5010402	-
ORFS 9/16"-18h	BSP 1/4"	OR5010404	-
ORFS 11/16"-16h	BSP 1/4"	OR5010604	-
ORFS 11/16"-16h	BSP 3/8"	OR5010606	-
ORFS 11/16"-16h	BSP 1/2"	OR5010608	-
ORFS 13/16"-16h	BSP 3/8"	OR5010806	-
ORFS 1"-14h	BSP 1/2"	OR5011008	-
ORFS 1"-14h	BSP 3/4"	OR5011012	-
ORFS 1"3/16-12h	BSP 3/4"	OR5011212	-
ORFS 1"3/16-12h	BSP 1"	OR5011216	-
ORFS 1"7/16-12h	BSP 1"	OR5011616	-

45° elbow ORFS swivel female-ORFS male

Codo 45° macho ORFS-hembra giratoria ORFS

45° Winkel m ORFS - w mit Ü-Mutter ORFS

Coude 45° mâle ORFS-femelle tournante ORFS



ROSCA THREAD		Referencia Part n°	€
ORFS 9/16"-18h	ORFS 9/16"-18h	OR6010404	-
ORFS 11/16"-16h	ORFS 11/16"-16h	OR6010606	-
ORFS 13/16"-16h	ORFS 13/16"-16h	OR6010808	-
ORFS 1"-14h	ORFS 1"-14h	OR6011010	-
ORFS 1"3/16-12h	ORFS 1"3/16-12h	OR6011212	-
ORFS 1"7/16-12h	ORFS 1"7/16-12h	OR6011616	-
ORFS 1"11/16h	ORFS 1"11/16h	OR6012020	-
ORFS 2"-12h	ORFS 2"-12h	OR6012424	-

ORFS Adaptors

Adaptadores ORFS
Adapter ORFS
Adpteurs ORFS

90° Elbow ORFS male-ORFS male

Codo 90° ORFS-ORFS

90° Winkel m-m ORFS

Coude 90° mâle ORFS-mâle ORFS



ROSCA THREAD	Referencia Part n°	€	
ORFS 9/16"-18h	ORFS 9/16"-18h	OR4050404	-
ORFS 11/16"-16h	ORFS 11/16"-16h	OR4050606	-
ORFS 13/16"-16h	ORFS 13/16"-16h	OR4050808	-
ORFS 1"-14h	ORFS 1"-14h	OR4051010	-
ORFS 1"3/16-12h	ORFS 1"3/16-12h	OR4051212	-
ORFS 1"7/16-12h	ORFS 1"7/16-12h	OR4051616	-
ORFS 1"11/16-12h	ORFS 1"11/16-12h	OR4052020	-
ORFS 2"-12h	ORFS 2"-12h	OR4052424	-

90° Elbow ORFS Swivel female-ORFS male

Codo 90° macho-hembra giratoria ORFS

90° Winkel m - w mit Ü-Mutter ORFS

Coude 90° femelle tournante-mâle ORFS



ROSCA THREAD	Referencia Part n°	€	
ORFS 9/16"-18h	ORFS 9/16"-18h	OR6000404	-
ORFS 11/16"-16h	ORFS 11/16"-16h	OR6000606	-
ORFS 13/16"-16h	ORFS 13/16"-16h	OR6000808	-
ORFS 1"-14h	ORFS 1"-14h	OR6001010	-
ORFS 1"3/16-12h	ORFS 1"3/16-12h	OR6001212	-
ORFS 1"7/16-12h	ORFS 1"7/16-12h	OR6001616	-
ORFS 1"11/16-12h	ORFS 1"11/16-12h	OR6002020	-

90° Elbow ORFS Bulkhead

Codo 90° pasatabique ORFS

90° Schottverschr. m - m ORFS

Coude 90° passe-cloison ORFS



ROSCA THREAD	Referencia Part n°	€	
ORFS 9/16"-18h	ORFS 9/16"-18h	OR4030404	-
ORFS 11/16"-16h	ORFS 11/16"-16h	OR4030606	-
ORFS 1"-14h	ORFS 1"-14h	OR4031010	-
ORFS 1"3/16-12h	ORFS 1"3/16-12h	OR4031212	-
ORFS 1"7/16-12h	ORFS 1"7/16-12h	OR4031616	-
ORFS 1"11/16-12h	ORFS 1"11/16-12h	OR4032020	-
ORFS 2"-12h	ORFS 2"-12h	OR4032424	-

90° elbow ORFS male -Adjustable BSP male

Codo 90° ORFS-BSP macho regulable

90° Winkel einstellbar m ORFS - m BSP

Coude 90° mâle ORFS + mâle gaz cyl. +o'ring



ROSCA THREAD	Referencia Part n°	€	
ORFS 9/16"-18h	BSP 1/8"	OR4010402	-
ORFS 9/16"-18h	BSP 1/4"	OR4010404	-
ORFS 9/16"-18h	BSP 3/8"	OR4010406	-
ORFS 11/16"-16h	BSP 1/4"	OR4010604	-
ORFS 11/16"-16h	BSP 3/8"	OR4010606	-
ORFS 13/16"-16h	BSP 1/4"	OR4010804	-
ORFS 13/16"-16h	BSP 1/2"	OR4010808	-
ORFS 1"-14h	BSP 3/8"	OR4011006	-
ORFS 1"-14h	BSP 1/2"	OR4011008	-
ORFS 1"3/16-12h	BSP 1/2"	OR4011208	-
ORFS 1"3/16-12h	BSP 3/4"	OR4011212	-
ORFS 1"3/16-12h	BSP 1"	OR4011216	-
ORFS 1"7/16-12h	BSP 1"	OR4011616	-
ORFS 1"7/16-12h	BSP 1" 1/4	OR4011620	-
ORFS 1"11/16-12h	BSP 1"	OR4012016	-
ORFS 1"11/16-12h	BSP 1"1/4	OR4012020	-
ORFS 2"-12h	BSP 1"1/2	OR4012424	-

90° Elbow ORFS male - NPT male (60°)

Codo 90° Macho ORFS - Macho NPT (60°)

90° Winkel m ORFS - m NPT (60°)

Coude 90° mâle ORFS - mâle NPT (60°)



ROSCA THREAD	Referencia Part n°	€	
ORFS 9/16"-18 h	1/4" NPT	OR4040404	-
ORFS 11/16"-16h	3/8" NPT	OR4040606	-
ORFS 13/16"-16 h	1/2" NPT	OR4040808	-
ORFS 1"3/16-12 h	3/4" NPT	OR4041212	-
ORFS 1"7/16-12 h	1" NPT	OR4041616	-

Tee ORFS male

Te Macho ORFS

T-Verschraubung ORFS m

Té égal mâle ORFS



ROSCA THREAD	Referencia Part n°	€
ORFS 9/16"-18h	OR7000404	-
ORFS 11/16"-16h	OR7000606	-
ORFS 13/16"-16h	OR7000808	-
ORFS 1"-14h	OR7001010	-
ORFS 1"3/16-12h	OR7001212	-
ORFS 1"7/16-12h	OR7001616	-
ORFS 1"11/16-12h	OR7002020	-
ORFS 2"-12h	OR7002424	-

Branch tee ORFS male-swivel female-male

Te macho-hembra giratoria-macho ORFS

T-Versch. m - w mit Ü-Mutter ORFS - m

Té mâle-femelle tournante-mâle ORFS



ROSCA THREAD	Referencia Part n°	€
ORFS 9/16"-18h	OR7010404	-
ORFS 11/16"-16h	OR7010606	-
ORFS 13/16"-16h	OR7010808	-
ORFS 1"-14h	OR7011010	-
ORFS 1"3/16-12h	OR7011212	-
ORFS 1"7/16-12h	OR7011616	-
ORFS 1"11/16-12h	OR7012020	-
ORFS 2"-12h	OR7012424	-

Barrel tee ORFS male-male-swivel female

Te macho-macho-hembra giratoria ORFS

T-Versch. m - m - w mit Ü-Mutter ORFS

Té mâle-mâle-femelle tournante ORFS



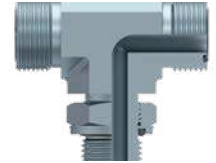
ROSCA THREAD	Referencia Part n°	€
ORFS 9/16"-18h	OR7020404	-
ORFS 11/16"-16h	OR7020606	-
ORFS 13/16"-16h	OR7020808	-
ORFS 1"-14h	OR7021010	-
ORFS 1"3/16-12h	OR7021212	-
ORFS 1"7/16-12h	OR7021616	-
ORFS 1"11/16-12h	OR7022020	-

Branch tee ORFS male- Adjustable BSP male- ORFS male

Te macho ORFS-macho BSP-macho ORFS

T-Versch. ORFS m - BSP m - ORFS m

Té mâle ORFS-mâle BSP-mâle ORFS



ROSCA THREAD		Referencia Part n°	€
ORFS 9/16"-18h	BSP 1/8"	OR7030402	-
ORFS 9/16"-18h	BSP 1/4"	OR7030404	-
ORFS 11/16"-16h	BSP 1/4"	OR7030604	-
ORFS 11/16"-16h	BSP 3/8"	OR7030606	-
ORFS 13/16"-16h	BSP 3/8"	OR7030806	-
ORFS 1"-14h	BSP 1/2"	OR7031008	-
ORFS 1"-14h	BSP 3/4"	OR7031012	-
ORFS 1"3/16-12h	BSP 3/4"	OR7031212	-
ORFS 1"7/16-12h	BSP 1"	OR7031616	-
ORFS 1"11/16-12h	BSP 1"1/4"	OR7032020	-

Barrel tee ORFS male-ORFS male- Adjustable BSP male

Te macho ORFS-macho ORFS-macho BSP

T-Versch. ORFS m - ORFS m - BSP m

Té mâle ORFS-mâle ORFS-mâle BSP



ROSCA THREAD		Referencia Part n°	€
ORFS 9/16"-18h	BSP 1/8"	OR7040402	-
ORFS 9/16"-18h	BSP 1/4"	OR7040404	-
ORFS 11/16"-16h	BSP 1/4"	OR7040604	-
ORFS 11/16"-16h	BSP 3/8"	OR7040606	-
ORFS 1"-14h	BSP 3/4"	OR7041012	-
ORFS 1"11/16-12h	BSP 1"1/4"	OR7042020	-
ORFS 2"-12h	BSP 1"1/2"	OR7042424	-

DNP Quick-release couplings 321

Enchufes rápidos DNP
SVK DNP
Coupleurs rapides DNP

TrΔle® quick-release couplings 331

Enchufes rápidos TrΔle®
SVK TrΔle®
Coupleurs rapides TrΔle®

TrΔle® GREENLINE quick-release couplings 333

Enchufes rápidos TrΔle® GREENLINE
SVK TrΔle® GREENLINE
Coupleurs rapides TrΔle® GREENLINE



02

QUICK-RELEASE COUPLINGS

Enchufes rápidos

SVK

Coupleurs rapides

DNP Quick-release couplings

Enchufes rápidos DNP
SVK DNP
Coupleurs rapides DNP

Flat face quick release couplings ▪ Enchufes cara plana ▪ Flachdichtende Schnellverschlussventile ▪ Coupleurs rapides à clapet face plane

321



A8701/A8702

A9003M/A9004M

A8711/A8712

A9021

A8721

A900...M...P

A9001/A9002

A9011/A9012

Quick release screw couplings ▪ Enchufes autorroscantes ▪ SV-Schraubkupplungen ▪ Coupleurs rapides à visser

322



A9051/A9052

A8081/A8082

A8008/A8009

Quick release couplings ▪ Enchufes punzón ▪ SVK ▪ Coupleurs rapides à clapet

323



A8001/A8002

A807/A844

A8311/A8312

A801

A803

A8101/A8102

A8103/A8104

A8201/A8202

A8211/A8212

Push-Pull couplings ▪ Enchufes Push-Pull ▪ SVK Push-Pull ▪ Coupleurs Push-Pull

325



A80/A84

A70/A74

A8951/A8952

A8451/A8452

A8911/A8912

A8901/A8902

A8461/A8462

Quick release couplings ball type ▪ Enchufes de bola ▪ SVK Kugeltyp ▪ Coupleurs rapides à bille

326



A7001/A7002

A701

A703

A700...TAZ

Couplings high pressure ▪ Enchufes altísima presión ▪ SVK Höchstdruck ▪ Coupleurs haute pression

327



A9031/A9032

A706/A711

A9201/A9202

Brake valves ▪ Válvulas de frenado ▪ Bremsventile ▪ Valves freinage

327



A910/A912

A9102

A9501/A9141

A9502

Brass couplings ▪ Enchufes latón ▪ SVK aus Messing ▪ Coupleurs laiton

327



A850

PTFEA

NBRA

Accessories for couplings ▪ Accesorios para enchufes ▪ Zubehör für Kupplungen ▪ Accessoires pour coupleurs rapides

329



A9901/A9902

A9911/A9912

A9931/A9932

A9941/A9942

A9981/A9982

A9921

A9951/A9952

TrΔle® quick-release couplings

Enchufes rápidos TrΔle®

SVK TrΔle®

Coupleurs rapides TrΔle®

ADAPTORS

QUICK-RELEASE
COUPLINGS

TrΔle® quick release couplings ▪ Enchufes punzón TrΔle® ▪ Punkt-Schnellverschlusskupplungen TrΔle® ▪ Coupleurs rapides à clapet TrΔle®

331



B800

B810

B820

B801

TrΔle® flat face quick release couplings and brake valves ▪ Enchufes válvula plana y válvulas de frenado TrΔle® ▪ Schnellverschlusskupplungen flach und Bremskupplungen TrΔle® ▪ Coupleurs rapides à clapet face plane TrΔle®

331



B900

B910

BALL VALVES

TrΔle® Push-Pull couplings ▪ Enchufes Push-Pull TrΔle® ▪ SVK Push-Pull TrΔle® ▪ Coupleurs Push-Pull TrΔle®

331



B840

DIVERTERS

Accessories for TrΔle® couplings ▪ Accesorios para enchufes TrΔle® ▪ Zubehör für Schnellverschlusskupplungen TrΔle® ▪ Accessoires pour coupleurs rapides TrΔle®

332



B990

B991

SWIVEL FITTINGS

MULTI-WAY
COUPLINGS

PROTECTIONS

TrΔle® GREENLINE quick-release couplings

Enchufes rápidos TrΔle® GREENLINE

SVK TrΔle® GREENLINE

Coupleurs rapides TrΔle® GREENLINE

TrΔle® GREENLINE Quick release couplings ▪ Enchufes punzón TrΔle® GREENLINE ▪ Punkt-Schnellverschlusskupplungen
TrΔle® GREENLINE ▪ Coupleurs rapides à clapet TrΔle® GREENLINE

333



C800

Accessories for couplings ▪ Accesorios para enchufes ▪ Zubehör für Kupplungen ▪ Accessoires pour coupleurs rapides

333



JAGNBR



JAGPTFE

DNP Quick-release couplings

Enchufes rápidos DNP

SVK DNP

Coupleurs rapides DNP

Flat face quick release coupling inner threads BSP

E.R. cara plana para martillos BSP

Flachdichtende SVK Innengewinde BSP

Coupleur rapide à clapet face plane (marteau) BSP



ROSCA THREAD	TAMAÑO ISO ISO SIZE	TAMAÑO BG BG SIZE	E. C.	Referencia Part n°	€
1/4" BSP	6,3	1	M	A870104	-
3/8" BSP	10	2	M	A870106	-
1/2" BSP	10	2	M	A870108	-
1/2" BSP	12,5	3	M	A87011208	-
3/4" BSP	12,5	3	M	A870112	-
3/4" BSP	16	4A	M	A87011612	-
1" BSP	19	4	M	A870116	-
1"1/4 BSP	25	5	M	A870120	-
1/4" BSP	6,3	1	H	A870204	-
3/8" BSP	10	2	H	A870206	-
1/2" BSP	10	2	H	A870208	-
1/2" BSP	12,5	3	H	A87021208	-
3/4" BSP	12,5	3	H	A870212	-
3/4" BSP	16	4A	H	A87021612	-
1" BSP	19	4	H	A870216	-
1"1/4 BSP	25	5	H	A870220	-

Flat face coupling (Metric thread)

E.R. cara plana para martillos (rosca Métrica)

Flachdichtende SVK (metr.)

Coupleur rapide à clapet face plane (filetage Métrique)



ROSCA THREAD	TAMAÑO ISO ISO SIZE	TAMAÑO BG BG SIZE	E. C.	Referencia Part n°	€
M16X1.5-10L	6,3	1	M	A9003M16	-
M18X1.5-12L	10	2	M	A9003M18	-
M22X1.5-15L	10	2	M	A9003M22	-
M26X1.5-18L	12,5	3	M	A9003M26	-
M16X1.5-10L	6,3	1	H	A9004M16	-
M18X1.5-12L	10	2	H	A9004M18	-
M22X1.5-15L	10	2	H	A9004M22	-
M26X1.5-18L	12,5	3	H	A9004M26	-

Flat face quick release coupling inner threads (UNF thread)

E.R. cara plana para martillos (rosca UNF)

Flachdichtende SVK Innengewinde (UNF)

Coupleur rapide à clapet face plane pour marteau (filetage UNF)



ROSCA THREAD	TAMAÑO ISO ISO SIZE	TAMAÑO BG BG SIZE	E. C.	Referencia Part n°	€
9/16"-18h UNF	6,3	1	M	A87110906	-
9/16"-18h UNF	10	2	M	A87110913	-
3/4"-16h UNF	10	2	M	A87111213	-
7/8"-14h UNF	12,5	3	M	A87111420	-
1"1/16-12h UNF	16	4A	M	A87111722	-
1"1/16-12h UNF	19	4	M	A87111725	-
9/16"-18h UNF	6,3	1	H	A87120906	-
9/16"-18h UNF	10	2	H	A87120913	-
3/4"-16h UNF	10	2	H	A87121213	-
7/8"-14h UNF	12,5	3	H	A87121420	-
1"1/16-12h UNF	16	4A	H	A87121722	-
1"1/16-12h UNF	19	4	H	A87121725	-

Flat face quick release coupling connectable u/pressure BSP

E.R. cara plana Ecológico acoplamiento en presión BSP

Flachdichtende SVK, tropffrei, Kupplung unter Druck BSP

Coupleur rapide à clapet face plane "Écologique" pression BSP



ROSCA THREAD	TAMAÑO ISO ISO SIZE	TAMAÑO BG BG SIZE	E. C.	Referencia Part n°	€
1/4" BSP	6,3	1	M	A902104	-
3/8" BSP	10	2	M	A902106	-
1/2" BSP	10	2	M	A902108	-
1/2" BSP	12,5	3	M	A90211208	-
3/4" BSP	12,5	3	M	A902112	-
3/4" BSP	16	4A	M	A90211612	-
1" BSP	19	4	M	A902116	-

To assemble with female coupling A870 / Se montan con enchufe hembra A870 / Montage mit Muffe A870 / A monter avec coupleur femelle A870

Flat face quick release coupling inner threads high pulsations BSP

E.R. cara plana para martillos altas pulsaciones BSP

Flachdichtende SVK, hohe Pulsation BSP

Coupleur rapide à clapet face plane (marteau) hautes pulsations BSP



ROSCA THREAD	TAMAÑO ISO ISO SIZE	TAMAÑO BG BG SIZE	E. C.	Referencia Part n°	€
3/4" BSP	19	4	M	A872112	-
1" BSP	19	4	M	A872116	-

To assemble with female coupling A870 / Se montan con enchufe hembra A870 / Montage mit Muffe A870 / A monter avec coupleur femelle A870

Flat face coupling bulkhead (Metric thread)

E.R. cara plana pasatabique para martillos (rosca Métrica)

Flachdichtende SVK Schott (metr.)

Coupleur rapide à clapet face plane passe cloison (filetage Métrique)



ROSCA THREAD	TAMAÑO ISO ISO SIZE	TAMAÑO BG BG SIZE	E. C.	Referencia Part n°	€
M16x1.5	6,3	1	M	A9001M16P	-
M18x1.5	10	2	M	A9001M18P	-
M22x1.5	10	2	M	A9001M22P	-
M26x1.5	12,5	3	M	A9001M26P	-
M16x1.5	6,3	1	H	A9002M16P	-
M18x1.5	10	2	H	A9002M18P	-
M22x1.5	10	2	H	A9002M22P	-
M26x1.5	12,5	3	H	A9002M26P	-

DNP Quick-release couplings

Enchufes rápidos DNP

SVK DNP

Coupleurs rapides DNP

BSP Ecological flat face coupling-- ISO16028

E.R. cara plana Ecológico (rosca BSP) - ISO16028

Flachdichtende SVK, tropffrei (BSP)

Coupleur rapide à clapet face plane 'Ecologique' filetage BSP- ISO16028



ROSCA THREAD	TAMAÑO ISO ISO SIZE	TAMAÑO BG BG SIZE	E. C.	Referencia Part n°	€
1/4" BSP	6,3	1	M	A900104	-
3/8" BSP	10	2	M	A900106	-
1/2" BSP	10	2	M	A900108	-
1/2" BSP	12,5	3	M	A90011208	-
3/4" BSP	12,5	3	M	A900112	-
1" BSP	19	4	M	A900116	-
1"1/4 BSP	25	5	M	A900120	-
1"1/2 BSP	40	7	M	A900124	-
2" BSP	50	8	M	A900132	-
1/4" BSP	6,3	1	H	A900204	-
3/8" BSP	10	2	H	A900206	-
1/2" BSP	10	2	H	A900208	-
1/2" BSP	12,5	3	H	A90021208	-
3/4" BSP	12,5	3	H	A900212	-
1" BSP	19	4	H	A900216	-
1"1/4 BSP	25	5	H	A900220	-
1"1/2 BSP	40	7	H	A900224	-
2" BSP	50	8	H	A900232	-

NPT Ecological flat face coupling

E.R. cara plana Ecológico (rosca NPT)

Flachdichtende SVK, tropffrei (NPT)

Coupleur rapide à clapet face plane 'Ecologique' filetage NPT



ROSCA THREAD	TAMAÑO ISO ISO SIZE	TAMAÑO BG BG SIZE	E. C.	Referencia Part n°	€
1/4" NPT	6,3	1	M	A901104	-
3/8" NPT	10	2	M	A901106	-
1/2" NPT	10	2	M	A901108	-
3/4" NPT	12,5	3	M	A901112	-
1" NPT	19	4	M	A901116	-
1"1/4 NPT	25	5	M	A901120	-
1"1/2 NPT	40	7	M	A901124	-
2" NPT	50	8	M	A901132	-
1/4" NPT	6,3	1	H	A901204	-
3/8" NPT	10	2	H	A901206	-
1/2" NPT	10	2	H	A901208	-
3/4" NPT	12,5	3	H	A901212	-
1" NPT	19	4	H	A901216	-
1"1/2 NPT	40	7	H	A901224	-
2" NPT	50	8	H	A901232	-

BSP flat face screw coupling u/pressure

E.R. cara plana Autorroscantes acoplamiento en pres. (rosca BSP)

Flachdichtende SVK-Schraubkupplung, Kupplung unter Druck

Coupleur rapide à clapet face plane à visser pression (filetage BSP)



ROSCA THREAD	TAMAÑO ISO ISO SIZE	TAMAÑO BG BG SIZE	E. C.	Referencia Part n°	€
1/4" BSP	6,3	1	M	A905104	-
3/8" BSP	10	2	M	A905106	-
1/2" BSP	12,5	3	M	A905108	-
3/4" BSP	16	4A	M	A905112	-
1" BSP	19	4	M	A905116	-
1"1/4 BSP	25	5	M	A905120	-
1"1/2 BSP	40	7	M	A905124	-
1/4" BSP	6,3	1	H	A905204	-
3/8" BSP	10	2	H	A905206	-
1/2" BSP	12,5	3	H	A905208	-
3/4" BSP	16	4A	H	A905212	-
1" BSP	19	4	H	A905216	-
1"1/4 BSP	25	5	H	A905220	-
1"1/2 BSP	40	7	H	A905224	-

BSP high resistance quick release screw coupling

E.R. Punzón Autorroscantes alta resistencia

BSP-Schnellverschlusskupplung mit hohem Widerstand

Coupleur rapide à vis haute résistance y filetage BSP



ROSCA THREAD	TAMAÑO ISO ISO SIZE	TAMAÑO BG BG SIZE	E. C.	Referencia Part n°	€
3/8"	10	2	M	A808106	-
1/2"	12,5	3	M	A808108	-
3/4"	19	4	M	A808112	-
1"	25	5	M	A808116	-
1"1/4	31,5	6	M	A808120	-
1/2"	40	7	M	A808124	-
3/8"	10	2	H	A808206	-
1/2"	12,5	3	H	A808208	-
3/4"	19	4	H	A808212	-
1"	25	5	H	A808216	-
1"1/4	31,5	6	H	A808220	-
1"1/2	40	7	H	A808224	-

BSP Quick release screw coupling ISO14541

E.R. Punzón Autorros. acoplamiento en pres. (rosca BSP) ISO14541

SV-Schraubkupplung BSP ISO14541

Coupleur rapide à visser taraudage norme DIN forme y filetage BSP ISO14541



ROSCA THREAD	TAMAÑO ISO ISO SIZE	TAMAÑO BG BG SIZE	E. C.	Referencia Part n°	€
1/4" BSP	10	2	M	A800804	-
3/8" BSP	10	2	M	A800806	-
1/2" BSP	12,5	3	M	A800808	-
3/4" BSP	20	4	M	A800812	-
1" BSP	25	5	M	A800816	-
1"1/4 BSP	31,5	6	M	A805820	-
1"1/2 BSP	31,5	6	M	A805824	-
1/4" BSP	10	2	H	A800904	-
3/8" BSP	10	2	H	A800906	-
1/2" BSP	12,5	3	H	A800908	-
3/4" BSP	20	4	H	A800912	-
1" BSP	25	5	H	A800916	-
1"1/4 BSP	31,5	6	H	A805920	-
1"1/2 BSP	31,5	6	H	A805924	-

DNP Quick-release couplings

Enchufes rápidos DNP

SVK DNP

Coupleurs rapides DNP

ISO 7241- A Quick release coupling

E.R. Punzón ISO 7241- A

SVK ISO 7241-A

Coupleur rapide à clapet norme ISO 7241-A



ROSCA THREAD	TAMAÑO ISO ISO SIZE	TAMAÑO BG BG SIZE	E. C.	Referencia Part n°	€
1/4" BSP	6,3	1	M	A800104	-
3/8" BSP	10	2	M	A800106	-
1/2" BSP	12,5	3	M	A800108	-
M22X1.5	12,5	3	M	A802122	-
3/4" BSP	20	4	M	A800112	-
1" BSP	25	5	M	A800116	-
1"1/4 BSP	31,5	6	M	A800120	-
1"1/2 BSP	40	7	M	A800124	-
2" BSP	50	8	M	A800132	-
1/4" BSP	6,3	1	H	A800204	-
3/8" BSP	10	2	H	A800206	-
1/2" BSP	12,5	3	H	A800208	-
3/4" BSP	20	4	H	A800212	-
M22X1.5	12,5	3	H	A802222	-
1" BSP	25	5	H	A800216	-
1"1/4 BSP	31,5	6	H	A800220	-
1"1/2 BSP	40	7	H	A800224	-
2" BSP	50	8	H	A800232	-

ISO 7241-A Quick release coupling (coupling under residual pressure)

E.R. Punzón ISO 7241-A -acoplamiento a presión residual

SVK ISO 7241-A (Kupplung unter Restdruck)

Coupleur rapide à clapet accouplable sous pression résiduelle



ROSCA THREAD	TAMAÑO ISO ISO SIZE	TAMAÑO BG BG SIZE	E. C.	Referencia Part n°	€
1/2" BSP	12,5	3	M (Tipo B)	A807108	-
1/2" BSP	12,5	3	M (Tipo A)	A844108	-
1/2" NPT	12,5	3	M (Tipo A)	A806108	-

ISO 7241-A Quick release coupling free flow BSP

E.R. ISO 7241- A Paso total BSP

SVK ISO A voller Durchgang BSP

Coupleur rapide à clapet ISO 7241- A pass.total BSP



ROSCA THREAD	TAMAÑO ISO ISO SIZE	TAMAÑO BG BG SIZE	E. C.	Referencia Part n°	€
1/4" BSP	6,3	1	M	A831104	-
3/8" BSP	10	2	M	A831106	-
1/2" BSP	12,5	3	M	A831108	-
3/4" BSP	20	4	M	A831112	-
1" BSP	25	5	M	A831116	-
1"1/4 BSP	31,5	6	M	A831120	-
1/4" BSP	6,3	1	H	A831204	-
3/8" BSP	10	2	H	A831206	-
1/2" BSP	12,5	3	H	A831208	-
3/4" BSP	20	4	H	A831212	-
1" BSP	25	5	H	A831216	-
1"1/4 BSP	31,5	6	H	A831220	-

ISO 7241-A NPT Quick release coupling

E.R. Punzón ISO 7241-A (rosca NPT)

SVK ISO 7241-A (NPT)

Coupleur rapide à clapet norme ISO 7241-A filetage NPT



ROSCA THREAD	TAMAÑO ISO ISO SIZE	TAMAÑO BG BG SIZE	E. C.	Referencia Part n°	€
1/4" NPT	6,3	1	M	A801104	-
3/8" NPT	10	2	M	A801106	-
1/2" NPT	12,5	3	M	A801108	-
3/4" NPT	20	4	M	A801112	-
1" NPT	25	5	M	A801116	-
1"1/4 NPT	31,5	6	M	A801120	-
1"1/2 NPT	40	7	M	A801124	-
2" NPT	50	8	M	A801132	-
1/4" NPT	6,3	1	H	A801204	-
3/8" NPT	10	2	H	A801206	-
1/2" NPT	12,5	3	H	A801208	-
3/4" NPT	20	4	H	A801212	-
1" NPT	25	5	H	A801216	-
1"1/4 NPT	31,5	6	H	A801220	-
1"1/2 NPT	40	7	H	A801224	-
2" NPT	50	8	H	A801232	-

ISO 7241-A UNF Quick release coupling

E.R. Punzón ISO 7241-A (rosca UNF)

SVK ISO 7241-A (UNF)

Coupleur rapide à clapet norme ISO7241- A filetage UNF



ROSCA THREAD	TAMAÑO ISO ISO SIZE	TAMAÑO BG BG SIZE	E. C.	Referencia Part n°	€
3/4" UNF	12,5	3	M	A803112	-
3/4" UNF	12,5	3	H	A803212	-

ADAPTORS

QUICK-RELEASE
COUPLINGS

BALL VALVES

DIVERTERS

SWIVEL FITTINGS

MULTI-WAY
COUPLINGS

PROTECTIONS

DNP Quick-release couplings

Enchufes rápidos DNP

SVK DNP

Coupleurs rapides DNP

ISO 72241-B Quick release coupling (BSP)

E.R. Punzón ISO 7241-B (rosca BSP)

SVK ISO 7241-B (BSP)

Coupleur rapide à clapet norme ISO 7241- B (BSP)



Quick release coupling NV serie

E.R. Punzón Serie NV (rosca BSP)

SVK Serie NV (BSP)

Coupleur rapide à clapet serie NV



ROSCA THREAD	TAMAÑO ISO ISO SIZE	TAMAÑO BG BG SIZE	E. C.	Referencia Part n°	€
1/8" BSP	5	0	M	A810102	-
1/4" BSP	6,3	1	M	A810104	-
3/8" BSP	10	2	M	A810106	-
1/2" BSP	12,5	3	M	A810108	-
3/4" BSP	20	4	M	A810112	-
1" BSP	25	5	M	A810116	-
1"1/4 BSP	40	7	M	A810120	-
1"1/2 BSP	40	7	M	A810124	-
2" BSP	50	8	M	A810132	-
1/8" BSP	5	0	H	A810202	-
1/4" BSP	6,3	1	H	A810204	-
3/8" BSP	10	2	H	A810206	-
1/2" BSP	12,5	3	H	A810208	-
3/4" BSP	20	4	H	A810212	-
1" BSP	25	5	H	A810216	-
1"1/4 BSP	40	7	H	A810220	-
1"1/2 BSP	40	7	H	A810224	-
2" BSP	50	8	H	A810232	-

ROSCA THREAD	TAMAÑO ISO ISO SIZE	TAMAÑO BG BG SIZE	E. C.	Referencia Part n°	€
1/4" BSP	6,3	1	M	A820104	-
3/8" BSP	10	2	M	A820106	-
3/4" BSP	19	4	M	A820112	-
1" BSP	25	5	M	A820116	-
1"1/4 BSP	31,5	6	M	A820120	-
1"1/2 BSP	40	7	M	A820124	-
2" BSP	50	8	M	A820132	-
1/4" BSP	6,3	1	H	A820204	-
3/8" BSP	10	2	H	A820206	-
3/4" BSP	19	4	H	A820212	-
1" BSP	25	5	H	A820216	-
1"1/4 BSP	31,5	6	H	A820220	-
1"1/2 BSP	40	7	H	A820224	-
2" BSP	50	8	H	A820232	-

NPT Quick release couplings NV1 serie

E.R. Punzón Serie NV (rosca NPT)

SVK Serie NV (NPT)

Coupleur rapide à clapet serie NV 1 NPT



ISO 7241-B NPT Quick release couplings

E.R. Punzón ISO 7241-B (rosca NPT)

SVK ISO 7241- (NPT)

Coupleur rapide à clapet norme ISO 7241-B NPT



ROSCA THREAD	TAMAÑO ISO ISO SIZE	TAMAÑO BG BG SIZE	E. C.	Referencia Part n°	€
1/8" NPT	5	0	M	A810302	-
1/4" NPT	6,3	1	M	A810304	-
3/8" NPT	10	2	M	A810306	-
1/2" NPT	12,5	3	M	A810308	-
3/4" NPT	20	4	M	A810312	-
1" NPT	25	5	M	A810316	-
1"1/4 NPT	40	7	M	A810320	-
1"1/2 NPT	40	7	M	A810324	-
2" NPT	50	8	M	A810332	-
1/8" NPT	5	0	H	A810402	-
1/4" NPT	6,3	1	H	A810404	-
3/8" NPT	10	2	H	A810406	-
1/2" NPT	12,5	3	H	A810408	-
3/4" NPT	20	4	H	A810412	-
1" NPT	25	5	H	A810416	-
1"1/4 NPT	40	7	H	A810420	-
1"1/2 NPT	40	7	H	A810424	-
2" NPT	50	8	H	A810432	-

ROSCA THREAD	TAMAÑO ISO ISO SIZE	TAMAÑO BG BG SIZE	E. C.	Referencia Part n°	€
1/4" NPT	6,3	1	M	A821104	-
3/8" NPT	10	2	M	A821106	-
3/4" NPT	19	4	M	A821112	-
1" NPT	25	5	M	A821116	-
1"1/4 NPT	31,5	6	M	A821120	-
1"1/2 NPT	40	7	M	A821124	-
2" NPT	50	8	M	A821132	-
1/4" NPT	6,3	1	H	A821204	-
3/8" NPT	10	2	H	A821206	-
3/4" NPT	19	4	H	A821212	-
1" NPT	25	5	H	A821216	-
1"1/4 NPT	31,5	6	H	A821220	-
1"1/2 NPT	40	7	H	A821224	-
2" NPT	50	8	H	A821232	-

DNP Quick-release couplings

Enchufes rápidos DNP

SVK DNP

Coupleurs rapides DNP

Push-Pull quick release ISO A

E.R. Push-Pull Punzón ISO A

Push-Pull-SVK ISO A

Coupleurs Push-Pull ISO A



ROSCA THREAD	TAMAÑO ISO ISO SIZE	TAMAÑO BG BG SIZE	E. C.	Referencia Part n°	€
1/2" BSP	12,5	3	M	A840108	-
1/2" BSP	12,5	3	H	A840208	-
1/2" NPT	12,5	3	H	A841208	-
M22X1.5	12,5	3	H	A842222	-
3/4" UNF	12,5	3	H	A843234	-

Push-Pull coupling ball type ISO A

E.R. Push-Pull bola ISO A

Push-Pull-SVK Kugel-Typ ISO A

Coupleurs Push-Pull à bille ISO A



ROSCA THREAD	TAMAÑO ISO ISO SIZE	TAMAÑO BG BG SIZE	E. C.	Referencia Part n°	€
1/2" BSP	12,5	3	M	A704108	-
1/2" NPT	12,5	3	M	A705108	-
1/2" BSP	12,5	3	H	A740208	-
1/2" NPT	12,5	3	H	A741208	-
3/4" UNF	12,5	3	H	A702212	-

Push-Pull quick release coupling agric.application BSP ISO A

E.R. Push-Pull Punzón aplic.agric. BSP ISO A

Push-Pull-SVK, Landw. BSP ISO A

Coupleurs Push-Pull à clapet application agricole BSP ISO A



ROSCA THREAD	TAMAÑO ISO ISO SIZE	TAMAÑO BG BG SIZE	E. C.	Referencia Part n°	€
1/4" BSP	6,3	1	M	A895104	-
3/8" BSP	10	2	M	A895106	-
1/2" BSP	12,5	3	M	A895108	-
3/4" BSP	19	4	M	A895112	-
1" BSP	25	5	M	A895116	-
1/4" BSP	6,3	1	H	A895204	-
3/8" BSP	10	2	H	A895206	-
1/2" BSP	12,5	3	H	A895208	-
3/4" BSP	19	4	H	A895212	-
1" BSP	25	5	H	A895216	-

Push-Pull quick release coupling agric.application SAE ISO A

E.R. Push-Pull Punzón aplic. agric. SAE ISO A

Push-Pull-SVK, Landw., SAE, ISO A

Coupleurs Push-Pull à clapet application agricole SAE ISO A



ROSCA THREAD	TAMAÑO ISO ISO SIZE	TAMAÑO BG BG SIZE	E. C.	Referencia Part n°	€
3/4" SAE	12,5	3	M	A845112	-
3/4" SAE	12,5	3	H	A845212	-

Push-Pull quick release coupling agric.application Met. M ISO A

E.R. Push-Pull Punzón aplic. agric. M mét. ISO A

Push-Pull-SVK, Landw., m metr. ISO A

Coupleurs Push-Pull à clapet application agricole M mét. ISO A



ROSCA THREAD	TAMAÑO ISO ISO SIZE	TAMAÑO BG BG SIZE	E. C.	Referencia Part n°	€
M14X1.5-8L	10	2	M	A89111408	-
M16X1.5-10L	10	2	M	A89111610	-
M18X1.5-12L	12,5	3	M	A89111812	-
M20X1.5-12S	12,5	3	M	A89112012	-
M22X1.5-15L	12,5	3	M	A89112215	-
M26X1.5-18L	19	4	M	A89112618	-
M30X2-22L	19	4	M	A89113022	-
M14X1.5-8L	10	2	H	A89121408	-
M16X1.5-10L	10	2	H	A89121610	-
M18X1.5-12L	12,5	3	H	A89121812	-
M20X1.5-12S	12,5	3	H	A89122012	-
M22X1.5-15L	12,5	3	H	A89122215	-
M26X1.5-18L	19	4	H	A89122618	-
M30X2-22L	19	4	H	A89123022	-

Push-Pull quick release coupling agric.application Met. M bulkhead ISO A

E.R. Push-Pull Punzón aplic. agric. M mét. pasat ISO A

Push-Pull-SVK, Landw., m metr.

Coupleurs Push-Pull à clapet application agricole M mét. passe-cloison ISO A



ROSCA THREAD	TAMAÑO ISO ISO SIZE	TAMAÑO BG BG SIZE	E. C.	Referencia Part n°	€
M16X1.5-10L	10	2	M	A89011610	-
M18X1.5-12L	12,5	3	M	A89011812	-
M22X1.5-15L	12,5	3	M	A89012215	-
M16X1.5-10L	10	2	H	A89021610	-
M18X1.5-12L	12,5	3	H	A89021812	-
M22X1.5-15L	12,5	3	H	A89022215	-

Push-Pull quick release coupling u/ pressure ISO A

E.R. Push-Pull Punzón acoplamiento en presión ISO A

Push-Pull-SVK, Kupplung unter Druck, ISO A

Coupleurs Push-Pull à clapet pression ISO A



ROSCA THREAD	TAMAÑO ISO ISO SIZE	TAMAÑO BG BG SIZE	E. C.	Referencia Part n°	€
1/2" BSP	12,5	3	M	A8461108	-
1/2" NPT	12,5	3	M	A8462108	-
M22X1.5	12,5	3	M	A8463122	-
3/4" UNF	12,5	3	M	A8464134	-
1/2" BSP	12,5	3	H	A8461208	-
1/2" NPT	12,5	3	H	A8462208	-
M22X1.5	12,5	3	H	A8463222	-
3/4" UNF	12,5	3	H	A8464234	-

DNP Quick-release couplings

Enchufes rápidos DNP

SVK DNP

Coupleurs rapides DNP

BSP Quick release coupling ball type NS Serie

E.R. Bola Serie NS (rosca BSP)

SVK Kugel-Typ BSP Serie NS

Coupleur rapide à bille série NS



ROSCA THREAD	TAMAÑO ISO ISO SIZE	TAMAÑO BG BG SIZE	E. C.	Referencia Part n°	€
1/4" BSP	6,3	1	M	A700104	-
3/8" BSP	10	2	M	A700106	-
1/2" BSP	12,5	3	M	A700108	-
3/4" BSP	19	4	M	A700112	-
1" BSP	25	5	M	A700116	-
1/4" BSP	6,3	1	H	A700204	-
3/8" BSP	10	2	H	A700206	-
1/2" BSP	12,5	3	H	A700208	-
3/4" BSP	19	4	H	A700212	-
1" BSP	25	5	H	A700216	-

UNF Quick release coupling ball type NS Serie

E.R. Bola Serie NS (rosca UNF)

SVK Kugel-Typ UNF Serie NS

Coupleur rapide à bille filetage UNF série NS



ROSCA THREAD	TAMAÑO ISO ISO SIZE	TAMAÑO BG BG SIZE	E. C.	Referencia Part n°	€
3/4" UNF	12,5	3	M	A703112	-
3/4" UNF	12,5	3	H	A703212	-

Quick release coupling ball type Type Taz (gondolas and semi-tows) BSP

E.R. Bola Tipo Taz (góndolas y semirem.) BSP

SVK Kugel-Typ Taz (Tieflader und Sattelaufzieger) BSP

Coupleur rapide à bille Type Taz spécial carrières BSP



ROSCA THREAD	TAMAÑO ISO ISO SIZE	E. C.	Referencia Part n°	€
3/4" BSP	19	M	A700112TAZ	-
1" BSP	25	M	A700116TAZ	-
3/4" BSP	19	H	A700212TAZ	-
1" BSP	25	H	A700216TAZ	-

NPT Quick release coupling ball type NS Serie

E.R. Bola Serie NS (rosca NPT)

SVK Kugel-Typ NPT Serie NS

Coupleur rapide à bille filetage NPT série NS



ROSCA THREAD	TAMAÑO ISO ISO SIZE	TAMAÑO BG BG SIZE	E. C.	Referencia Part n°	€
1/4" NPT	6,3	1	M	A701104	-
3/8" NPT	10	2	M	A701106	-
1/2" NPT	12,5	3	M	A701108	-
3/4" NPT	19	4	M	A701112	-
1" NPT	25	5	M	A701116	-
1/4" NPT	6,3	1	H	A701204	-
3/8" NPT	10	2	H	A701206	-
1/2" NPT	12,5	3	H	A701208	-
3/4" NPT	19	4	H	A701212	-
1" NPT	25	5	H	A701216	-

DNP Quick-release couplings

Enchufes rápidos DNP

SVK DNP

Coupleurs rapides DNP

Flat face quick release coupling inner threads high pressure 700 bar

E.R. Válvula plana altísima presión 700 bar

Flachdichtende SVK, Innengew., Hochdruck (700 bar)

Coupleur rapide à clapet face plane (marteau) haute pression 700 bar



ROSCA THREAD	TAMAÑO ISO ISO SIZE	TAMAÑO BG BG SIZE	E. C.	Referencia Part n°	€
1/4" BSP	6,3	1	M	A903104	-
3/8" BSP	6,3	1	M	A903106	-
1/4" BSP	6,3	1	H	A903204	-
3/8" BSP	6,3	1	H	A903206	-

Quick release coupling ball type very high pressure (700 bar) ISO 14540

E.R. Bola altísima presión 700 bar ISO 14540

SVK, Kugel-Typ, Hochdruck (700 bar) ISO 14540

Coupleur rapide à verrouillage vissé haute pression-700 bar ISO 14540



ROSCA THREAD	TAMAÑO ISO ISO SIZE	TAMAÑO BG BG SIZE	E. C.	Referencia Part n°	€
1/4" NPT	6,3	1	M	A711104	-
3/8" BSP	10	2	M	A706106	-
3/8" NPT	10	2	M	A711106	-
1/4" NPT	6,3	1	H	A711204	-
1/4" BSP	6,3	1	H	A711214	-
3/8" BSP	10	2	H	A706206	-
3/8" NPT	10	2	H	A711206	-

Couplings 1500 bar BSP

Enchufes altísima presión 1500 bar BSP

SVK Höchstdruck 1500 bar BSP

Coupleurs 1500 bar BSP



ROSCA THREAD	TAMAÑO ISO ISO SIZE	TAMAÑO BG BG SIZE	E. C.	Referencia Part n°	€
1/4" BSP	6,3	1	M	A920104	-
1/4" BSP	6,3	1	H	A920204	-

Male brake valve

Válvula de frenado macho

Bremsventil m

Valve freinage mâle



ROSCA THREAD	TAMAÑO ISO ISO SIZE	TAMAÑO BG BG SIZE	E. C.	Referencia Part n°	€
1/2" BSP	12,5	3	M (Tipo C)	A910508	-
M18X1,5	12,5	3	M (Tipo B)	A912118	-
M20X1,5	12,5	3	M (Tipo B)	A912120	-
M22X1,5	12,5	3	M (Tipo B)	A912122	-
M16x1,5	12,5	3	M (Tipo A)	A912316	-
M18x1,5	12,5	3	M (Tipo A)	A912318	-

Female brake valve

Válvula de frenado hembra

Bremsventil w

Valve freinage femelle



ROSCA THREAD	TAMAÑO ISO ISO SIZE	TAMAÑO BG BG SIZE	E. C.	Referencia Part n°	€
3/8" BSP	12,5	3	H	A910206	-
1/2" BSP	12,5	3	H	A910208	-
M18X1.5	12,5	3	H	A910218	-

Male agricultural valve

Válvula agrícola macho acoplamiento en presión

Druckventil Landwirtschaft Stecker

Valve agricole à visser mâle



ROSCA THREAD	TAMAÑO ISO ISO SIZE	TAMAÑO BG BG SIZE	E. C.	Referencia Part n°	€
1/2" BSP	12,5	3	M (Tipo C)	A950108	-
M18x1,5	12,5	3	M (Tipo B)	A950118	-
M20x1,5	12,5	3	M (Tipo B)	A950120	-
M22x1,5	12,5	3	M (Tipo B)	A950122	-
M16x1,5	12,5	3	M (Tipo A)	A9141620	-
M18x1,5	12,5	3	M (Tipo A)	A9141820	-

Female agricultural valve

Válvula agrícola hembra acoplamiento en presión

Druckventil Landwirtschaft Muffe

Valve agricole à visser femelle



ROSCA THREAD	TAMAÑO ISO ISO SIZE	TAMAÑO BG BG SIZE	E. C.	Referencia Part n°	€
M18X1.5	12,5	3	H	A950218	-

ISO B Quick release coupling brass

E.R. Punzón ISO B (rosca BSP) latón

SVK ISO B Messing (BSP)

Coupleur rapide à clapet norme ISO B laiton



ROSCA THREAD	TAMAÑO ISO ISO SIZE	TAMAÑO BG BG SIZE	E. C.	Referencia Part n°	€
1/4" BSP	6,3	1	M	A850104	-
3/8" BSP	10	2	M	A850106	-
1/2" BSP	12,5	3	M	A850108	-
3/4" BSP	19	4	M	A850112	-
1" BSP	25	5	M	A850116	-
1"1/4 BSP	40	7	M	A850120	-
1"1/2 BSP	40	7	M	A850124	-
2" BSP	50	8	M	A850132	-
1/4" BSP	6,3	1	H	A850204	-
3/8" BSP	10	2	H	A850206	-
1/2" BSP	12,5	3	H	A850208	-
3/4" BSP	19	4	H	A850212	-
1" BSP	25	5	H	A850216	-
1"1/4 BSP	40	7	H	A850220	-
1"1/2 BSP	40	7	H	A850224	-
2" BSP	50	8	H	A850232	-

DNP Quick-release couplings

Enchufes rápidos DNP

SVK DNP

Coupleurs rapides DNP

PTFE seals

Arandelas PTFE

PTFE-Dichtringe

Rondelles PTFE



Kit of seals to repair for ISO A quick release coupling

Juego de juntas de reparación e.r. ISO A

Reparaturset für ISO A-Schnellkupplungen

Jeu de joints pour coupleur ISO A



TAMAÑO ISO ISO SIZE	TAMAÑO BG BG SIZE	Referencia Part n°	€
6,3	1	PTFEA04	-
10	2	PTFEA06	-
12,5	3	PTFEA08	-
19	4	PTFEA12	-
25	5	PTFEA16	-

Ø INT. Ø INNER	TAMAÑO ISO ISO SIZE	TAMAÑO BG BG SIZE	Espesor (mm) Thickness (mm)	Referencia Part n°	€
11.91	2.62	6,3	1	NBRA04	-
17.12	2.62	10	2	NBRA06	-
20.24	2.62	12,5	3	NBRA08	-
28.24	2.62	19	4	NBRA12	-
34.59	2.62	25	5	NBRA16	-

DNP Quick-release couplings

Enchufes rápidos DNP

SVK DNP

Coupleurs rapides DNP

Plugs and caps for ISO A quick release couplings

Tapones para enchufes rápidos ISO A

Kappen für Schnellkupplungen ISO A

Bouchons et capuchons de plastique pour coupleurs norme ISO A



TAMAÑO ISO ISO SIZE	TAMAÑO BG BG SIZE	DESCRIPCION DESCRIPTION	E. C.	Referencia Part n°	€
6,3	1	PLUG	F	A990104	-
10	2	PLUG	F	A990106	-
12,5	3	PLUG	F	A990108	-
19	4	PLUG	F	A990112	-
25	5	PLUG	F	A990116	-
6,3	1	CAP	M	A990204	-
10	2	CAP	M	A990206	-
12,5	3	CAP	M	A990208	-
19	4	CAP	M	A990212	-
25	5	CAP	M	A990216	-

Plugs and caps for ISO B quick release coupling

Tapones para enchufes ISO B

Kappen für Schnellkupplungen ISO B

Bouchons et capuchons de plastique pour coupleurs ISO B



TAMAÑO ISO ISO SIZE	TAMAÑO BG BG SIZE	DESCRIPCION DESCRIPTION	E. C.	Referencia Part n°	€
6,3	1	PLUG	F	A991104	-
10	2	PLUG	F	A991106	-
12,5	3	PLUG	F	A991108	-
19	4	PLUG	F	A991112	-
25	5	PLUG	F	A991116	-
6,3	1	CAP	M	A991204	-
10	2	CAP	M	A991206	-
12,5	3	CAP	M	A991208	-
19	4	CAP	M	A991212	-
25	5	CAP	M	A991216	-

Plugs and caps for flat face quick release couplings ISO 16028

Tapones para enchufes de válvula plana ISO 16028

Kappen für Schnellkupplungen mit Flachdichtung ISO 16028

Bouchons et capuchons de plastique pour coupleurs face plane ISO 16028



TAMAÑO ISO ISO SIZE	TAMAÑO BG BG SIZE	DESCRIPCION DESCRIPTION	E. C.	Referencia Part n°	€
6,3	1	PLUG	F	A993104	-
10	2	PLUG	F	A993106*	-
10	2	PLUG	F	A993108	-
12,5	3	PLUG	F	A993112	-
19	4	PLUG	F	A993116	-
22	4A	PLUG	F	A993116A	-
25	5	PLUG	F	A993120	-
6,3	1	CAP	M	A993204	-
10	2	CAP	M	A993208	-
12,5	3	CAP	M	A993212	-
19	4	CAP	M	A993216	-
22	4A	CAP	M	A993216A	-
25	5	CAP	M	A993220	-

*Until end of stock / Hasta fin de existencias / Bis zum Ende des Lagerbestandes / Jusqu'à la fin du stock

Plugs and caps for quick release screw coupling ISO 14541

Tapones para enchufes autorroscantes ISO 14541

Kappen für Schraubkupplungen ISO 14541

Bouchon pour coupleur rapide à visser ISO 14541



TAMAÑO ISO ISO SIZE	TAMAÑO BG BG SIZE	DESCRIPCION DESCRIPTION	E. C.	Referencia Part n°	€
6,3	1	CAP	F	A994104	-
10	2	CAP	F	A994106	-
12,5	3	CAP	F	A994108	-
19	4	CAP	F	A994112	-
25	5	CAP	F	A994116	-
6,3	1	PLUG	M	A994204	-
10	2	PLUG	M	A994206	-
12,5	3	PLUG	M	A994208	-
19	4	PLUG	M	A994212	-
25	5	PLUG	M	A994216	-

Plugs and caps for quick release coupling very high resistance

Tapones para enchufes autorroscantes alta resistencia

Kappen für Schnellkupplungen Höchster Widerstand

Bouchon pour coupleur rapide très haute résistance



TAMAÑO ISO ISO SIZE	TAMAÑO BG BG SIZE	DESCRIPCION DESCRIPTION	E. C.	Referencia Part n°	€
10	2	CAP	F	A998106	-
12,5	3	CAP	F	A998108	-
19	4	CAP	F	A998112	-
25	5	CAP	F	A998116	-
31,5	6	CAP	F	A998120	-
40	7	CAP	F	A998124	-
10	2	PLUG	M	A998206	-
12,5	3	PLUG	M	A998208	-
19	4	PLUG	M	A998212	-
25	5	PLUG	M	A998216	-
31,5	6	PLUG	M	A998220	-
40	7	PLUG	M	A998224	-

Plugs and caps for quick release coupling very high pressure ISO 14540

Tapones para enchufes altísima presión ISO 14540

Kappen für Schnellkupplungen Höchstdruck ISO 14540

Bouchon pour coupleur rapide très haute pression ISO 14540



TAMAÑO ISO ISO SIZE	TAMAÑO BG BG SIZE	Referencia Part n°	€
6,3	1	NEW A992104	-
10	2	A992106	-

DNP Quick-release couplings

Enchufes rápidos DNP

SVK DNP

Coupleurs rapides DNP

Plugs and caps for NV quick release coupling

Tapones para enchufes NV

Kappen für Schnellkupplungen NV


Bouchons et capuchons de plastique pour coupleurs NV



TAMAÑO ISO ISO SIZE	TAMAÑO BG BG SIZE	DESCRIPCION DESCRIPTION	Referencia Part n°	€
6,3	1	PLUG	A995104	-
10	2	PLUG	A995106	-
19	4	PLUG	A995112	-
25	5	PLUG	A995116	-
6,3	1	CAP	A995204	-
10	2	CAP	A995206	-
19	4	CAP	A995212	-
25	5	CAP	A995216	-

TAPONES PARA ENCHUFES

PLUGS AND CAPS FOR QUICK RELEASE COUPLING



COLORES COLORS

Bajo consulta/ On request

TrΔle® quick-release couplings

Enchufes rápidos TrΔle®

SVK TrΔle®

Coupleurs rapides TrΔle®

ADAPTORS

QUICK-RELEASE
COUPLINGS

BALL VALVES

DIVERTERS

SWIVEL FITTINGS

MULTI-WAY
COUPLINGS

PROTECTIONS

ISO A Quick release coupling BSP

E.R. Punzón ISO A BSP

Punkt-SVK nach ISO A BSP

Coupleur rapide à clapet norme ISO A BSP



ROSCA THREAD	TAMAÑO ISO ISO SIZE	TAMAÑO BG BG SIZE	E. C.	Referencia Part n°	€
1/4" BSP	6,3	1	M	B800104	-
3/8" BSP	10	2	M	B800106	-
1/2" BSP	12,5	3	M	B800108	-
3/4" BSP	20	4	M	B800112	-
1" BSP	25	5	M	B800116	-
1/4" BSP	6,3	1	F	B800204	-
3/8" BSP	10	2	F	B800206	-
1/2" BSP	12,5	3	F	B800208	-
3/4" BSP	20	4	F	B800212	-
1" BSP	25	5	F	B800216	-

ISO A Quick release coupling NPT

E.R. Punzón ISO A (rosca NPT)

Punkt-SVK nach Serie ISO A (NPT)

Coupleur rapide à clapet norme ISO A NPT



ROSCA THREAD	TAMAÑO ISO ISO SIZE	TAMAÑO BG BG SIZE	E. C.	Referencia Part n°	€
1/4" NPT	6,3	1	M	B801104	-
3/8" NPT	10	2	M	B801106	-
1/2" NPT	12,5	3	M	B801108	-
3/4" NPT	20	4	M	B801112	-
1" NPT	25	5	M	B801116	-
1/4" NPT	6,3	1	F	B801204	-
3/8" NPT	10	2	F	B801206	-
1/2" NPT	12,5	3	F	B801208	-
3/4" NPT	20	4	F	B801212	-
1" NPT	25	5	F	B801216	-

ISO B Quick release coupling BSP

E.R. Punzón ISO B BSP

Punkt-SVK nach ISO B BSP

Coupleur rapide à clapet norme ISO B BSP



ROSCA THREAD	TAMAÑO ISO ISO SIZE	TAMAÑO BG BG SIZE	E. C.	Referencia Part n°	€
1/4" BSP	6	1	M	B810104	-
3/8" BSP	10	2	M	B810106	-
1/2" BSP	13	3	M	B810108	-
3/4" BSP	19	4	M	B810112	-
1" BSP	25	5	M	B810116	-
1/4" BSP	6	1	F	B810204	-
3/8" BSP	10	2	F	B810206	-
1/2" BSP	13	3	F	B810208	-
3/4" BSP	19	4	F	B810212	-
1" BSP	25	5	F	B810216	-

Ecological flat face coupling BSP ISO 16028

E.R. Válv plana Ecológico BSP ISO 16028

SVK flach tropffrei BSP ISO 16028

Coupleur rapide à clapet face plane "Ecologique" BSP ISO 16028



ROSCA THREAD	TAMAÑO ISO ISO SIZE	TAMAÑO BG BG SIZE	E. C.	Referencia Part n°	€
1/4" BSP	6	1	M	B900104	-
3/8" BSP	10	2	M	B900106	-
1/2" BSP	12	3	M	B900108	-
3/4" BSP	16	4A	M	B900112	-
1" BSP	19	4	M	B900116	-
1/4" BSP	6	1	F	B900204	-
3/8" BSP	10	2	F	B900206	-
1/2" BSP	12	3	F	B900208	-
3/4" BSP	16	4A	F	B900212	-
1" BSP	19	4	F	B900216	-

Quick release coupling NV Serie BSP

E.R. Punzón Serie NV BSP

Punkt-SVK nach Serie NV BSP

Coupleur rapide à clapet Serie NV BSP



ROSCA THREAD	TAMAÑO ISO ISO SIZE	TAMAÑO BG BG SIZE	E. C.	Referencia Part n°	€
1/4" BSP	6,3	1	M	B820104	-
3/8" BSP	10	2	M	B820106	-
3/4" BSP	20	4	M	B820112	-
1" BSP	25	5	M	B820116	-
1/4" BSP	6,3	1	F	B820204	-
3/8" BSP	10	2	F	B820206	-
3/4" BSP	20	4	F	B820212	-
1" BSP	25	5	F	B820216	-

Brake valves BSP

Válvulas de frenado BSP

Bremskupplungen BSP

Valves freinage BSP



ROSCA THREAD	TAMAÑO ISO ISO SIZE	TAMAÑO BG BG SIZE	E. C.	Referencia Part n°	€
1/2" BSP	12,5	3	M	B910508	-
1/2" BSP	12,5	3	F	B910208	-

TrΔle® Push-Pull couplings BSP ISO A

E.R. Push-Pull Punzón TrΔle® BSP ISO A

Punkt-SVK TrΔle® BSP ISO A

Coupleurs Push-Pull TrΔle® BSP ISO A



ROSCA THREAD	TAMAÑO ISO ISO SIZE	TAMAÑO BG BG SIZE	E. C.	Referencia Part n°	€
1/2" BSP	12,5	3	M	B840108	-
1/2" BSP	12,5	3	F	B840208	-

TrΔle® quick-release couplings

Enchufes rápidos TrΔle®

SVK TrΔle®

Coupleurs rapides TrΔle®

Plugs and caps for ISO A quick release couplings

Tapones para enchufes rápidos ISO A

Kappen für Schnellkupplungen ISO A

Bouchons et capuchons de plastique pour coupleurs norme ISO A



Plugs and caps for ISO B quick release couplings

Tapones para enchufes rápidos ISO B

Kappen für Schnellkupplungen ISO B

Bouchons et capuchons de plastique pour coupleurs norme ISO B



TAMAÑO ISO ISO SIZE	TAMAÑO BG BG SIZE	DESCRIPCION DESCRIPTION	E. C.	Referencia Part n°	€
6,3	1	PLUG	F	B990104	-
10	2	PLUG	F	B990106	-
12,5	3	PLUG	F	B990108	-
20	4	PLUG	F	B990112	-
25	5	PLUG	F	B990116	-
6,3	1	CAP	M	B990204	-
10	2	CAP	M	B990206	-
12,5	3	CAP	M	B990208	-
20	4	CAP	M	B990212	-
25	5	CAP	M	B990216	-

TAMAÑO ISO ISO SIZE	TAMAÑO BG BG SIZE	DESCRIPCION DESCRIPTION	E. C.	Referencia Part n°	€
6,3	1	PLUG	F	B991104	-
10	2	PLUG	F	B991106	-
12,5	3	PLUG	F	B991108	-
20	4	PLUG	F	B991112	-
25	5	PLUG	F	B991116	-
6,3	1	CAP	M	B991204	-
10	2	CAP	M	B991206	-
12,5	3	CAP	M	B991208	-
20	4	CAP	M	B991212	-
25	5	CAP	M	B991216	-

TrΔle® GREENLINE quick-release couplings

Enchufes rápidos TrΔle® GREENLINE

SVK TrΔle® GREENLINE

Coupleurs rapides TrΔle® GREENLINE

ISO A Quick release coupling

E.R. Punzón ISO A

Punkt-SVK nach ISO A

Coupler rapide à clapet norme ISO A



ROSCA THREAD	TAMAÑO ISO ISO SIZE	TAMAÑO BG BG SIZE	E. C.	Referencia Part n°	€
1/4" BSP	6,3	1	M	C800104	-
3/8" BSP	10	2	M	C800106	-
1/2" BSP	12,5	3	M	C800108	-
3/4" BSP	20	4	M	C800112	-
1" BSP	25	5	M	NEW C800116	-
1/4" BSP	6,3	1	H	C800204	-
3/8" BSP	10	2	H	C800206	-
1/2" BSP	12,5	3	H	C800208	-
3/4" BSP	20	4	H	C800212	-
1" BSP	25	5	H	NEW C800216	-

Seals to repair for ISO A quick release coupling

Juntas de reparación e.r. ISO A

Reparaturset für ISO A-Schnellkupplungen

Jointes pour coupleur ISO A



TAMAÑO ISO ISO SIZE	TAMAÑO BG BG SIZE	Referencia Part n°	€
6,3	1	JAGNBRO4	-
10	2	JAGNBRO6	-
12,5	3	JAGNBRO8	-
20	4	JAGNBR12	-

PTFE seals

Arandelas PTFE

PTFE-Dichtringe

Rondelles PTFE



TAMAÑO ISO ISO SIZE	TAMAÑO BG BG SIZE	Referencia Part n°	€
6,3	1	JAGPTFE04	-
10	2	JAGPTFE06	-
12,5	3	JAGPTFE08	-
20	4	JAGPTFE12	-

ADAPTORS

QUICK-RELEASE
COUPLINGS

BALL VALVES

DIVERTERS

SWIVEL FITTINGS

MULTI-WAY
COUPLINGS

PROTECTIONS

MHA Ball valves high pressure | **340**

Llaves de paso alta presión MHA
Kugelhähne MHA
Robinets haute pression MHA

Low pressure Ball valves | **344**

Llaves de paso baja presión
Niederdruck
Robinets Basse pression

TrΔle® Ball Valves | **345**

Llaves de paso alta presión TrΔle®
Kugelhähne TrΔle®
Robinets TrΔle® haute pression

TrΔle® GREENLINE Ball valves | **346**

Llaves de paso TrΔle® GREENLINE
Kugelhähne TrΔle® GREENLINE
Robinets TrΔle® GREENLINE




03

BALL VALVES

Llaves de paso

Kugelhähne

Robinets



MHA Ball valves high pressure

Llaves de paso alta presión MHA
Kugelhähne MHA
Robinets haute pression MHA

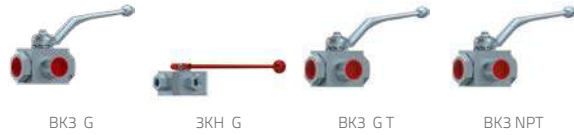
2 Ways ball valve ▪ De 2 vías ▪ Kugelhähne 2 Wege ▪ Robinets haute pression 2 voies

| 340



3 Ways ball valve ▪ De 3 vías ▪ Kugelhähne 3 Wege ▪ Robinets haute pression 3 voies

| 341



4 Ways ball valve ▪ De 4 vías ▪ Kugelhähne 4 Wege ▪ Robinets haute pression 4 voies

| 341



Locking devices ▪ Útil para cierre con candado ▪ Sperren für Kugelhähne ▪ Dispositifs de verrouillage

| 342



Special ball valves and accessories ▪ Llaves especiales y complementos ▪ Sonder-KH und Zubehör ▪ Robinets spéciaux et compléments

| 342



Low pressure Ball valves

Llaves de paso baja presión

Niederdruck

Robinets Basse pression

2 Ways ball valve low pressure ▪ Llave de esfera baja presión ▪ Niederdruck-KH 2 Wege ▪ Robinet basse pression 2 voies boisseau sphérique pn 16/25

344



BP2V

2 Ways anti.-freeze ball valve low pressure ▪ Llave de esfera baja presión anti-hielo ▪ Niederdruck-KH mit Frostschutz 2 Wege ▪ Robinet basse pression 2 voies boisseau sphérique pn 25 anti-gel

344



BP2VA

ADAPTORS

QUICK-RELEASE
COUPLINGS

BALL VALVES

DIVERTERS

SWIVEL FITTINGS

MULTI-WAY
COUPLINGS

PROTECTIONS

TrΔle® Ball Valves

Llaves de paso alta presión TrΔle®

Kugelhähne TrΔle®

Robinets TrΔle® haute pression

2 ways ▪ De 2 vías ▪ 3 Wege ▪ 2 voies

| 345



GB2V

GB2V_NPT

GB2V_L

GB2V_S

3 ways ▪ De 3 vías ▪ 3 Wege ▪ 3 voies

| 345



GB3V

GB3VH

TrΔle® GREENLINE Ball valves

Llaves de paso TrΔle® GREENLINE

Kugelhähne TrΔle® GREENLINE

Robinets TrΔle® GREENLINE

2 Ways ball valve ▪ Llaves paso dos vías ▪ Kugelhähne 2-Wege ▪ Robinet 2 voies boisseau

346



BV2W

3 Ways ball valve ▪ Llaves paso tres vías ▪ Kugelhahn 3 Wege ▪ Robinet 3 voies boisseau

346



BV3W

BV3WH

ADAPTORS

QUICK-RELEASE
COUPLINGS

BALL VALVES

DIVERTERS

SWIVEL FITTINGS

MULTI-WAY
COUPLINGS

PROTECTIONS

MHA Ball valves high pressure

Llaves de paso alta presión MHA

Kugelhähne MHA

Robinetts haute pression MHA

2 Ways ball valve BSP female

Llave 2 vías rosca hembra BSP

2-Wege-KH w BSP

Robinet haute pression 2 voies boisseau sphérique BSP



DN	ROSCA THREAD	Referencia Part n°	€
4	1/8" BSP	BKH G 1/8	-
6	1/4" BSP	BKH G 1/4	-
10	3/8" BSP	BKH G 3/8	-
13	1/2" BSP	BKH G 1/2	-
20	3/4" BSP	BKH G 3/4	-
25	1" BSP	BKH G 1	-
25	1"1/4 BSP	BKH G 1 1/4 DN25	-
25	1"1/2 BSP	BKH G 1 1/2 DN25	-

Fixation holes included from 1/8" BSP to 1" BSP / Orificios de fijación incluidos desde 1/8" BSP hasta 1" BSP / Fixierlöcher enthalten von 1/8" BSP bis 1" BSP / Trous de fixation inclus depuis 1/8" BSP jusqu'à 1" BSP

2 Ways ball valve: tube connection Light Series

Llave 2 vías tubo rígido Serie Ligera

2-Wege-KH Rohr L Leichte Serie

Robinet haute pression 2 voies boisseau sphérique sortie pour tube rigide DIN Série Légère



DN	TUBO PIPE	ROSCA THREAD	Referencia Part n°	€
4	6L	M12x1.5	BKH 6 L	-
6	8L	M14x1.5	BKH 8 L	-
8	10L	M16x1.5	BKH 10 L	-
10	12L	M18x1.5	BKH 12 L	-
13	15L	M22x1.5	BKH 15 L	-
16	18L	M26x1.5	BKH 18 L	-
20	22L	M30x2	BKH 22 L	-
25	28L	M36x2	BKH 28 L	-
25/40	42L	M52x2	BKH 42 L	-

2 Ways ball valve: tube connection Heavy Series

Llave 2 vías tubo rígido Serie Pesada

2-Wege-KH Rohr S Schwere Serie

Robinet haute pression 2 voies boisseau sphérique sortie pour tube rigide din Série Lourde



DN	TUBO PIPE	ROSCA THREAD	Referencia Part n°	€
4	8S	M16x1.5	BKH 8 S	-
6	10S	M18x1.5	BKH 10 S	-
8	12S	M20x1.5	BKH 12 S	-
10	14S	M22x1.5	BKH 14 S	-
13	16S	M24x1.5	BKH 16 S	-
16	20S	M30x2	BKH 20 S	-
13	20S	M30x2	BKH 20 S DN13	-
20	25S	M36x2	BKH 25 S	-
25	30S	M42x2	BKH 30 S	-

2 Ways ball valve NPT female

Llave 2 vías rosca hembra NPT

2-Wege-KH w NPT

Robinet haute pression 2 voies boisseau sphérique sortie femelle briggs (NPT)



DN	ROSCA THREAD	Referencia Part n°	€
6	1/4" NPT	BKH G 1/4 NPT	-
10	3/8" NPT	BKH G 3/8 NPT	-
13	1/2" NPT	BKH G 1/2 NPT	-
20	3/4" NPT	BKH G 3/4 NPT	-
25	1" NPT	BKH G 1 NPT	-
25	1"1/4 NPT	BKH G 1 1/4 NPT	-
25	1"1/2 NPT	BKH G 1 1/2 NPT	-
50	2" NPT	BKH G 2 NPT	-

Ball-valves: tube conecction L serie DIN 2353 full bore

Llave 2 vías tubo rígido L paso total

2-Wege-KH Rohr DIN 2353 L voller Durchgang

Robinetts haute pression 2 voies boisseau sphérique femelle ISO 228



DN	TUBO PIPE	ROSCA THREAD	Referencia Part n°	€
32	35L	M45X2	BKH 35 L DN32	-
40	40L	M52x2	BKH 42 L DN40	-

Ball-valves: tube conecction S serie DIN 2353 full bore

Llave 2 vías tubo rígido S paso total

2-Wege-KH Rohr DIN 2353 S voller Durchgang

Robinetts haute pression 2 voies boisseau sphérique métrique Série Lourde passage total



DN	TUBO PIPE	ROSCA THREAD	Referencia Part n°	€
32	38S	M52x2	BKH 38 S DN32	-

Ball-valves BSP female ISO 228

Llave de paso BSP hembra ISO 228 paso total

KH BSP w ISO 228 voller Durchgang

Robinetts haute pression 2 voies boisseau sphérique femelle ISO 228



DN	ROSCA THREAD	Referencia Part n°	€
32	1"1/4 BSP	BKH G 1 1/4 DN32	-
40	1"1/2 BSP	BKH G 1 1/2 DN40	-
50	2" BSP	BKH G 2 DN50	-

MHA Ball valves high pressure

Llaves de paso alta presión MHA

Kugelhähne MHA

Robinets haute pression MHA

3 Ways ball valve BSP female-female-female (Type L)

Llave 3 vías hembra-hembra-hembra BSP (Tipo L)

3-Wege-KH w - w BSP (Typ L)

Robinet haute pression 3 voies série 'L' boisseau sphérique femelle-femelle-femelle BSP



DN	ROSCA THREAD	Referencia Part n°	€
6	1/4" BSP	BK3 G 1/4	-
10	3/8" BSP	BK3 G 3/8	-
13	1/2" BSP	BK3 G 1/2	-
20	3/4" BSP	BK3 G 3/4	-
25	1" BSP	BK3 G 1	-

The input flow is only through the central way / La entrada del caudal es solamente por la vía central / Eingang des Volumenstroms nur über den zentralen Weg / L'entrée du débit est seulement par la voie centrale

Multi-way ball valves female 3 ways (Type L)

Llave 3 vías hembra multivía (Tipo L)

Mehrwege-KH 3 Wege (Typ L)

Robinet haute pression 3 voies série 'L' boisseau sphérique femelle gaz



DN	ROSCA THREAD	Referencia Part n°	€
4	1/8" BSP	3KH G 1/8	-
6	1/4" BSP	3KH G 1/4	-
10	3/8" BSP	3KH G 3/8	-
13	1/2" BSP	3KH G 1/2	-
20	3/4" BSP	3KH G 3/4	-
25	1" BSP	3KH G 1	-
25/32	1"1/4 BSP	3KH G 1 1/4	-
25/40	1"1/2 BSP	3KH G 1 1/2	-

The input flow can be done through any of the 3 ways / La entrada del caudal puede ser por cualquiera de las 3 vías / Eingang des Volumenstroms über jeden der 3 Wege möglich / L'entrée du débit peut être par l'un des 3 voies

3 Ways ball valve BSP female-female-female (Type T)

Llave 3 vías hembra-hembra-hembra BSP (Tipo T)

3-Wege-KH w - w BSP (Typ T)

Robinet haute pression 3 voies série 'T' boisseau sphérique femelle-femelle BSP



DN	ROSCA THREAD	Referencia Part n°	€
6	1/4" BSP	BK3 G 1/4 T	-
10	3/8" BSP	BK3 G 3/8 T	-
13	1/2" BSP	BK3 G 1/2 T	-
20	3/4" BSP	BK3 G 3/4 T	-
25	1" BSP	BK3 G 1 T	-

The input flow is only through the central way / La entrada del caudal es solamente por la vía central / Eingang des Volumenstroms nur über den zentralen Weg / L'entrée du débit est seulement par la voie centrale

3 Ways ball valve NPT female-female-female (Type L)

Llave 3 vías hembra-hembra-hembra NPT (Tipo L)

3-Wege-KH w - w NPT (Typ L)

Robinet haute pression 3 voies série 'L' boisseau sphérique femelle-femelle-femelle NPT



DN	ROSCA THREAD	Referencia Part n°	€
13	1/4" NPT	BK3 1/4 NPT	-
25	3/8" NPT	BK3 3/8 NPT	-
10	1/2" NPT	BK3 1/2 NPT	-
20	3/4" NPT	BK3 3/4 NPT	-
6	1" NPT	BK3 1 NPT	-

Multi-way ball valves female 4 ways (Type X)

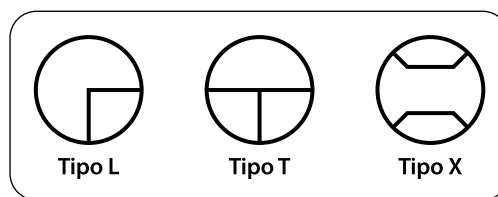
Llave 4 vías rosca hembra BSP (Tipo X)

Mehrwege-KH 3 Wege BSP (Typ X)

Robinet haute pression 4 voies série 'X' boisseau sphérique femelle gaz



DN	ROSCA THREAD	Referencia Part n°	€
4	1/8" BSP	4KH G 1/8	-
6	1/4" BSP	4KH G 1/4	-
10	3/8" BSP	4KH G 3/8	-
13	1/2" BSP	4KH G 1/2	-
20	3/4" BSP	4KH G 3/4	-
25	1" BSP	4KH G 1	-
25/32	1"1/4 BSP	4KH G 1 1/4	-
25/40	1"1/2 BSP	4KH G 1 1/2	-



MHA Ball valves high pressure

Llaves de paso alta presión MHA

Kugelhähne MHA


Robinets haute pression MHA

Locking devices type 2

Útil para cierre con candado tipo 2

Sperren für Kugelhähne Typ 2

Dispositifs de verrouillage type 2



DESCRIPCION DESCRIPTION	Referencia Part n°	€
hex.9, DN4-8	CANDT2-9A	-
hex.9, DN10-13	CANDT2-9B	-
hex.14, DN20-25	CANDT2-14	-

Locking devices type 4

Útil para cierre con candado tipo 4

Sperren für Kugelhähne Typ 4

Dispositifs de verrouillage type 4



DESCRIPCION DESCRIPTION	Referencia Part n°	€
Hex.9	CANDT4-9	-
Hex.14	CANDT4-14	-

Levers for ball valves

Manetas para llaves

Handhebel für Kugelhähne

Leviers pour robinets



SW	Referencia Part n°	€
9	AR603722	-
9	C600063	-
9	A60013155330	-
12	L501741	-
14	A60013155331	-
14	C708618	-
14	LR606745	-
17	LR801799	-

See dimension table in page 343 / Ver tabla de dimensiones en pág 343 / Abmessungen entspr. der Tabelle auf S. 343 / Voir table de dimensions à la page 343

MHA Ball valves high pressure

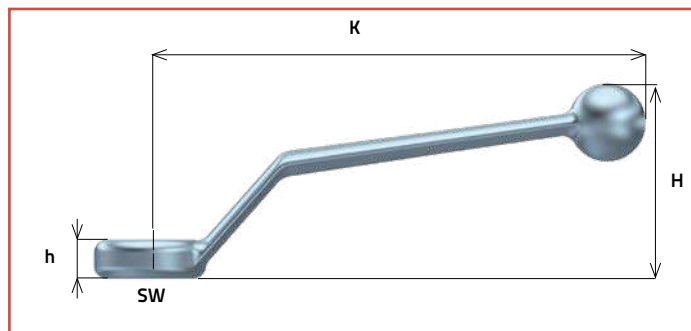
Llaves de paso alta presión MHA

Kugelhähne MHA

Robinets haute pression MHA


Manetas 1

Handles for ball-valves
Leviers pour robinets
Maniglia



Manetas 2

Handles for ball-valves
Leviers pour robinets
Maniglia



	SW	Zinc Zinc Zinco Zinc						Aluminio Aluminum Alluminio Aluminium			INOX/SS316L			Acero Steel Acier Acciaio		
Serie BSP 1/8 - 1/4 - 3/8 - 1/2 - 5/8	9	A60013155330* (1)			AR603722*						Z60013155330 *			C600063*		
Serie DIN 6 - 8 - 10 - 12 - 14 - 15 - 16		H	J	K	H	J	K	H	J	K	H	J	K	H	J	K
		45	8.7	155	-	10	155				45	8.7	155	47	9	155
Serie BSP 3/8	12							L501741* (1)								
Serie DIN 18		H	J	K	H	J	K	H	J	K	H	J	K	H	J	K
		55	12	160												
Serie BSP 3/4 - 1 - 1 1/4	14	A60013155331* (1)						LR606745 *			Z60013155331*			C708618*		
Serie DIN 22 - 25 - 28 - 30 - 35 - 38		H	J	K	H	J	K	H	J	K	H	J	K	H	J	K
		-	13	200	-	12	200	-	13	200	-	13	200	64	12	171
Serie BSP 1 1/4 - 1 1/2 - 2	17							LR801799* (1)			Z60013155332*					
Serie DIN 3 3-5 - 38 - 42		H	J	K	H	J	K	H	J	K	H	J	K	H	J	K
		-	16	320	-	15	90									

Las llaves se suministran con maneta de zinc o aluminio

Handles for ball-valves are supplied with zinc or aluminum
Leviers pour robinets sont fournies avec une poignée en zinc ou en aluminium
Maniglia sono fornite con manico in zinco o alluminio

(1) Maneta suministrada junto a la llave / Handles are supplied for ball-valves / Leviers sont fournies pour robinets / Maniglia sono fornite con manico

Low pressure Ball valves

Llaves de paso baja presión

Niederdruck

Robinets Basse pression

2 Ways ball valve low pressure

Llave de esfera baja presión

Niederdruck-KH 2 Wege

Robinet basse pression 2 voies boisseau sphérique pn 16/25



TUBO PIPE	ROSCA THREAD	Referencia Part n°	€
10	1/4" BSP	BP2V14	-
10	3/8" BSP	BP2V38	-
15	1/2" BSP	BP2V12	-
20	3/4" BSP	BP2V34	-
25	1" BSP	BP2V1	-
32	1"1/4 BSP	BP2V114	-
40	1"1/2 BSP	BP2V112	-
50	2" BSP	BP2V2	-
74	3" BSP	BP2V3	-
92	4" BSP	BP2V4	-

2 Ways anti.-freeze ball valve low pressure

Llave de esfera baja presión anti-hielo

Niederdruck-KH mit Frostschutz 2 Wege

Robinet basse pression 2 voies boisseau sphérique pn 25 anti-gel



TUBO PIPE	ROSCA THREAD	Referencia Part n°	€
10	1/4" BSP	BP2VA14	-
10	3/8" BSP	BP2VA38	-
14,5	1/2" BSP	BP2VA12	-
19	3/4" BSP	BP2VA34	-
24	1" BSP	BP2VA1	-
30	1"1/4 BSP	BP2VA114	-
37	1"1/2 BSP	BP2VA112	-
47	2" BSP	BP2VA2	-
59	2"1/2 BSP	BP2VA212	-
70	3" BSP	BP2VA3	-
85,5	4" BSP	BP2VA4	-

2 Ways ball valve BSP female with holes

Llaves 2 vías hembra BSP con agujeros

Kugelhähne 2-Wege w BSP mit Bohrungen

Robinet 2 voies boisseau sphérique BSP avec trous de fixation



DN	ROSCA THREAD	Referencia Part n°	€
6	1/4" BSP	GB2V 1/4	-
10	3/8" BSP	GB2V 3/8	-
13	1/2" BSP	GB2V 1/2	-
20	3/4" BSP	GB2V 3/4	-
25	1" BSP	GB2V 1	-

2 Ways ball valve NPT female

Llaves 2 vías rosca hembra NPT

Kugelhahn 2 Wege w NPT

Robinet 2 voies boisseau sphérique sortie femelle briggs (NPT)



DN	ROSCA THREAD	Referencia Part n°	€
6	1/4" NPT	GB2V 1/4 NPT	-
10	3/8" NPT	GB2V 3/8 NPT	-
20	3/4" NPT	GB2V 3/4 NPT	-
13	1/2" NPT	GB2V 1/2 NPT	-
25	1" NPT	GB2V 1 NPT	-

2 Ways ball valve: tube connection Light Serie

Llaves 2 vías tubo rígido Serie Ligera

Kugelhahn 2 Wege Rohr L Leichte Serie

Robinet 2 voies boisseau sphérique sortie pour tube rigide DIN Série Légère



DN	TUBO PIPE	ROSCA THREAD	Referencia Part n°	€
6	6L	M12x1.5	GB2V 6 L	-
6	8L	M14x1.5	GB2V 8 L	-
8	10L	M16x1.5	GB2V 10 L	-
10	12L	M18x1.5	GB2V 12 L	-
13	15L	M22x1.5	GB2V 15 L	-
13	18L	M26x1.5	GB2V 18 L	-
20	22L	M30x2	GB2V 22 L	-
25	28L	M36x2	GB2V 28 L	-

2 Ways ball valve: tube connection Heavy Serie

Llaves 2 vías tubo rígido Serie Pesada

Kugelhahn 2 Wege Rohr S Schwere Serie

Robinet 2 voies boisseau sphérique sortie pour tube rigide DIN Série Lourde



DN	TUBO PIPE	ROSCA THREAD	Referencia Part n°	€
4	8S	M16x1.5	GB2V 8 S	-
8	12S	M20x1.5	GB2V 12 S	-
13	16S	M24x1.5	GB2V 16 S	-
16	20S	M30x2	GB2V 20 S	-
20	25S	M36x2	GB2V 25 S	-
25	30S	M42x2	GB2V 30 S	-

3 Ways ball valve female-male(60°)-female (L type)

Llaves paso 3 vías hembra-macho(60°)-hembra (tipo L)

Kugelhahn 3 Wege w-m (60°)-w (Typ L)

Robinet 3 voies femelle-mâle (60°)-femelle (type L)



DN	ROSCA THREAD	Referencia Part n°	€
6	1/4" BSP	GB3V 1/4	-
10	3/8" BSP	GB3V 3/8	-
13	1/2" BSP	GB3V 1/2	-
20	3/4" BSP	GB3V 3/4	-
25	1" BSP	GB3V 1	-

3 Ways ball valve female-female-female (L type)

Llaves paso 3 vías hembra-hembra-hembra (tipo L)

Kugelhahn 3 Wege w-w-w (Typ L)

Robinet 3 voies femelle-femelle-femelle (type L)



DN	ROSCA THREAD	Referencia Part n°	€
6	1/4" BSP	GB3VH 1/4	-
10	3/8" BSP	GB3VH 3/8	-
13	1/2" BSP	GB3VH 1/2	-
20	3/4" BSP	GB3VH 3/4	-
25	1" BSP	GB3VH 1	-

TrΔle® GREENLINE Ball valves

Llaves de paso TrΔle® GREENLINE

Kugelhähne TrΔle® GREENLINE

Robinets TrΔle® GREENLINE

2 Ways ball valve BSP female with holes

Llaves paso dos vías hembra BSP con agujeros

Kugelhähne 2-Wege w BSP mit Bohrungen

Robinet 2 voies boisseau sphérique BSP avec trous de fixation



DN	ROSCA THREAD	Referencia Part n°	€
10	3/8" BSP	BV2W3/8	-
13	1/2" BSP	BV2W1/2	-

3 Ways ball valve female-female-female.

Llaves paso 3 vías hembra-hembra-hembra

Kugelhahn 3 Wege w-w-w

Robinet 3 voies femelle-femelle-femelle



DN	ROSCA THREAD	Referencia Part n°	€
10	3/8" BSP	BV3WH3/8	-
13	1/2" BSP	BV3WH1/2	-

3 Ways ball valve female-male-female.(Type L)

Llaves paso 3 vías hembra-macho-hembra (Tipo L)

Kugelhahn 3 Wege w-m-w (L-Typ)

Robinet 3 voies femelle-mâle-femelle (Série L)



DN	ROSCA THREAD	Referencia Part n°	€
10	3/8" BSP	BV3W3/8	-
13	1/2" BSP	BV3W1/2	-

COMPONENTES HIDRÁULICOS Y NEUMÁTICOS

HYDRAULIC & PNEUMATIC COMPONENTS



www.dicsaes.com

- | | |
|---|--|
| DEPÓSITOS, FILTROS, CAMPANAS Y ACOPLAMIENTOS | Δ TANKS, FILTERS, BELLHOUSINGS & COUPLINGS |
| BOMBAS, DIVISORES DE CAUDAL Y MULTIPLICADORES | Δ PUMPS, GEAR FLOW DIVIDERS & MULTIGEAR |
| VÁLVULAS HIDRÁULICAS Y DISTRIBUIDORES HIDRÁULICOS | Δ HYDRAULIC VALVES & HYDRAULIC DISTRIBUTORS |
| ELECTROVÁLVULAS, PLACAS BASE, EMPUÑADURAS Y SELECTORAS | Δ ELECTROVALVES, SUBPLATES, JOYSTICKS & DIRECTIONAL VALVES |
| ACUMULADORES, PRESOSTATOS E INTERCAMBIADORES DE CALOR | Δ ACCUMULATORS, PRESSURE SWITCHES & HEAT EXCHANGERS |
| MINICENTRALES, MOTORES LENTOS HIDRÁULICOS y CILINDROS HIDRÁULICOS | Δ HYDRAULIC MOTORS, MINI POWER PACKS & HYDRAULIC CYLINDERS |

Diverters manual | 351

Desviadores manuales
Umschalteventile manuell
Déviateurs manuels




04

DIVERTERS

Desviadores

Umschalteventile

Déviateurs



Diverter manual

Desviadores manuales
 Umschalteventile manuell
 Déviateurs manuels

3 Way ▪ De 3 vías ▪ 3 Wege ▪ 3 voies

| 351



D3V

D3VAP

D3V...CC

4 Way ▪ De 4 vías ▪ 4 Wege ▪ 4 voies

| 351



D4V

6 Way ▪ De 6 vías ▪ 6 Wege ▪ 6 voies

| 351



D6V

D6VAP

Diverters manual

Desviadores manuales
Umschalventile manuell
Déviateurs manuels

3 Way diverter BSP female

Desviador de 3 vías rosca hembra BSP

Umschalventil 3 Wege w BSP

Déviateur manuel 3 voies femelle BSP



ROSCA THREAD	Referencia Part n°	€
1/4" BSP	D3V14	-
3/8" BSP	D3V38	-
1/2" BSP	D3V12	-
3/4" BSP	D3V34	-
1" BSP	D3V10	-

High pressure 3 way flow diverter (400 bar)

Desviador 3 vías alta presión (400 bar)

Umschalventil 3 Wege Hochdruck (400 bar)

Déviateur manuel 3 voies haute pression (400 bar)



ROSCA THREAD	Referencia Part n°	€
3/8" BSP	D3VAP38	-
1/2" BSP	D3VAP12	-
3/4" BSP	D3VAP34	-

3 Way closed centers diverter

Desviador de 3 vías centros cerrados

Rohrweiche 3 Wege Zentrum geschlossen

Déviateur manuel 3 voies centres fermés



ROSCA THREAD	Referencia Part n°	€
3/8" BSP	D3V38CC	-
1/2" BSP	D3V12CC	-
3/4" BSP	D3V34CC	-

4 Way diverter BSP female

Desviador de 4 vías

Umschalventil 4 Wege w BSP

Déviateur manuel 4 voies femelle BSP



ROSCA THREAD	Referencia Part n°	€
1/4" BSP	D4V14	-
3/8" BSP	D4V38	-
1/2" BSP	D4V12	-
3/4" BSP	D4V34	-

6 Way diverter BSP female

Desviador de 6 vías

Umschalventil 6 Wege w BSP

Déviateur manuel 6 voies femelle BSP



ROSCA THREAD	Referencia Part n°	€
1/4" BSP	D6V14	-
3/8" BSP	D6V38	-
1/2" BSP	D6V12	-
3/4" BSP	D6V34	-

High pressure 6 way flow diverter (400 bar)

Desviador 6 vías alta presión (400 bar)

Umschalventil 6 Wege Hochdruck (400 bar)

Déviateur manuel 6 voies haute pression (400 bar)



ROSCA THREAD	Referencia Part n°	€
3/8" BSP	D6VAP38	-
1/2" BSP	D6VAP12	-
3/4" BSP	D6VAP34	-

Italian series Swivel fittings | **356**

Racores giratorios Serie Italiana
Drehverschraubungen
Raccords tournants série Italienne

TrΔle® series Swivel fittings | **357**

Racores giratorios Serie TrΔle®
Drehverschraubungen TrΔle®
Raccords tournants série TrΔle®


05

SWIVEL FITTINGS

Racores giratorios

Drehverschraubungen

Raccords tournants



Italian series Swivel fittings

Racores giratorios Serie Italiana
Drehverschraubungen
Raccords tournants série Italienne

Swivel fitting BSP ▪ Racor giratorio BSP ▪ Drehverschraubungen BSP ▪ Raccord tournant BSP

| 356



GGL

GG90

Swivel fitting NPT ▪ Racor giratorio NPT ▪ Drehverschraubungen NPT ▪ Raccord tournant NPT

| 356



GGL...NPT

GG90...NPT

TrΔle® series Swivel fittings

Racores giratorios Serie TrΔle®
Drehverschraubungen TrΔle®
Raccords tournants série TrΔle®

Swivel fitting BSP ▪ Racores giratorios BSP ▪ Drehverschraubungen BSP ▪ Raccord tournant BSP

| 357



RGR

RG90

ADAPTORS

QUICK-RELEASE
COUPLINGS

BALL VALVES

DIVERTERS

SWIVEL FITTINGS

MULTI-WAY
COUPLINGS

PROTECTIONS

Italian series Swivel fittings

Racores giratorios Serie Italiana
Drehverschraubungen
Raccords tournants série Italienne

Straight swivel fittings BSP

Racor giratorio recto BSP

Gerade Drehversch. BSP

Raccord tournant droit BSP



ROSCA THREAD	Referencia Part n°	€
1/4" BSP	GGL 1/4	-
3/8" BSP	GGL 3/8	-
1/2" BSP	GGL 1/2	-
3/4" BSP	GGL 3/4	-
1" BSP	GGL 1	-
1"1/4 BSP	GGL 1 1/4	-
1"1/2 BSP	GGL 1 1/2	-
2" BSP	GGL 2	-

Elbow 90° swivel fitting BSP

Racor giratorio 90° BSP

90° Drehversch. BSP

Raccord tournant coude 90° BSP



ROSCA THREAD	Referencia Part n°	€
1/4" BSP	GG90 1/4	-
3/8" BSP	GG90 3/8	-
1/2" BSP	GG90 1/2	-
3/4" BSP	GG90 3/4	-
1" BSP	GG90 1	-
1"1/4 BSP	GG90 1 1/4	-
1"1/2 BSP	GG90 1 1/2	-
2" BSP	GG90 2	-

Straight swivel fittings NPT

Racor giratorio recto NPT

Gerade Drehversch. NPT

Raccord tournant droit NPT



ROSCA THREAD	Referencia Part n°	€
1/4" NPT	GGL 1/4 NPT	-
3/8" NPT	GGL 3/8 NPT	-
1/2" NPT	GGL 1/2 NPT	-
3/4" NPT	GGL 3/4 NPT	-
1" NPT	GGL 1 NPT	-

Elbow 90° swivel fitting NPT

Racor giratorio 90° NPT

90° Drehversch. NPT

Raccord tournant coude 90° NPT



ROSCA THREAD	Referencia Part n°	€
1/4" NPT	GG90 1/4 NPT	-
3/8" NPT	GG90 3/8 NPT	-
1/2" NPT	GG90 1/2 NPT	-
3/4" NPT	GG90 3/4 NPT	-
1" NPT	GG90 1 NPT	-

TrΔle® series Swivel fittings

Racores giratorios Serie TrΔle®
Drehverschraubungen TrΔle®
Raccords tournants série TrΔle®

BSP Straight Swivel Fittings

Racores giratorios rectos BSP

BSP Gerade Drehverschraubungen

Raccord tournant droits BSP



ROSCA THREAD	Referencia Part n°	€
1/4" BSP	RGR 1/4	-
3/8" BSP	RGR 3/8	-
1/2" BSP	RGR 1/2	-
3/4" BSP	RGR 3/4	-
1" BSP	RGR 1	-

Elbow 90° swivel fitting BSP

Racores giratorios 90° BSP

Drehverschraubungen 90° BSP

Raccord tournant coude 90° BSP



ROSCA THREAD	Referencia Part n°	€
1/4" BSP	RG90 1/4	-
3/8" BSP	RG90 3/8	-
1/2" BSP	RG90 1/2	-
3/4" BSP	RG90 3/4	-
1" BSP	RG90 1	-

SWIVEL FITTINGS UNDER REQUEST
RACORES GIRATORIOS BAJO PEDIDO



NPT
JIC
UNF

ADAPTORS

QUICK-RELEASE
COUPLINGS

BALL VALVES

DIVERTERS

SWIVEL FITTINGS

MULTI-WAY
COUPLINGS

PROTECTIONS

TrΔle® Multi-way coupling | 361

Multienchufe Serie TrΔle®
TrΔle® Mehrfachkupplung
Multi-coupleur TrΔle®

06

| MULTI-WAY COUPLINGS

Multienchufes

Schnellverschlusskupplungen

Multi-coupleurs



TrΔle® Multi-way coupling

Multienchufe Serie TrΔle®
TrΔle® Mehrfachkupplung
Multi-coupleur TrΔle®

Multi-way coupling 4 ways - DICSА design ▪ Multienchufe 4 vías diseño DICSА ▪ Mehrfachkupplung 4fach Design DICSА
▪ Multi-coupleur 4 voies - design DICSА

361



MEDD44

MEDD_4

Multi-way coupling 2 ways - DICSА design ▪ Multienchufe 2 vías diseño DICSА ▪ Mehrfachkupplung 2fach Design DICSА
▪ Multi-coupleur 2 voies - design DICSА

361



MEDD22

MEDD_2

Parts Multi-way coupling 2/4 ways - DICSА design ▪ Componentes multienchufe 2 vías/4 vías diseño DICSА ▪
Ersatzteile Mehrfachkupplung 2 Wege / 4 Wege Design DICSА ▪ Pièces multi-coupleur 2/ 4 voies - design DICSА

361



A930 / A940

MEDD

Electrical Multi-way coupling 4 ways - DICSА design ▪ Multienchufe eléctrico 4 vías diseño DICSА ▪ Elektrischer
Mehrfachkupplung 4fach Design DICSА ▪ Multi-coupleur électrique 4 voies - design DICSА

362



MEEDD44

TrΔle® Multi-way coupling

Multienchufe Serie TrΔle®

TrΔle® Mehrfachkupplung

Multi-coupleur TrΔle®

Multi-way couplings 4 ways with couplings

Multienchufe 4 vías con enchufes

Mehrfachkupplung 4fach mit Stecker

Multi-coupleur 4 voies avec connecteur



E. C.	N° VIAS WAYS NR.	Referencia Part n°	€
4 x F 1/2" BSP	4	MEDD44H08	-

Multi-way couplings 4 ways parts

Partes multienchufe 4 vías

Mehrfachkupplung 4fach

Éléments Multi-coupleur 4 voies



E. C.	N° VIAS WAYS NR.	Referencia Part n°	€
---	4	MEDD4S	-
4 X F 1/2" BSP	4	MEDDH44H08	-
4 X F 1/2" BSP	4	MEDDM44H08	-

Multi-way couplings 2 ways with couplings

Multienchufe 2 vías con enchufes

Mehrfachkupplung 2fach mit Stecker

Multi-coupleur 2 voies avec connecteur



E. C.	N° VIAS WAYS NR.	Referencia Part n°	€
2 x F 1/2" BSP	2	MEDD22H08	-

Multi-way couplings 2 ways parts

Partes multienchufe 2 vías

Mehrfachkupplung 2fach

Éléments Multi-coupleur 2 voies



E. C.	N° VIAS WAYS NR.	Referencia Part n°	€
---	2	MEDD2S	-
2 X F 1/2" BSP	2	MEDDH22H08	-
2 X F 1/2" BSP	2	MEDDM22H08	-

Quick-release couplings

Enchufes rápidos

SVK

Coupleurs rapides



ROSCA THREAD	TAMAÑO ISO ISO SIZE	TAMAÑO BG BG SIZE	E. C.	Referencia Part n°	€
H 1/2" BSP	10	2	M	A930108	-
H 1/2" BSP	10	2	H	A930208	-

Spare parts

Componentes y repuestos

Ersatzteile

Pièces Détachées



E. C.	Referencia Part n°	€
MEDD2, MEDD4	SETA MEDD	-
MEDD2	MEDD1802	-
MEDD4	MEDD1804	-

ADAPTORS

QUICK-RELEASE
COUPLINGS

BALL VALVES

DIVERTERS

SWIVEL FITTINGS

MULTI-WAY
COUPLINGS

PROTECTIONS

TrΔle® Multi-way coupling

Multienchufe Serie TrΔle®
TrΔle® Mehrfachkupplung
Multi-coupleur TrΔle®

Electrical Multi-way coupling 4 ways with couplings

NEW

Multienchufe eléctrico 4 vías con enchufes

Elektrischer Mehrfachkupplung 4 fach mit Stecker


Multi-coupleur électrique 4 voies avec connecteur



CONEXIÓN HIDRÁULICA Y ELÉCTRICA

HIDRAULIC & ELECTRIC CONNECTION

E. C.	N° VIAS WAYS NR.	Referencia Part n°	€
4 X F 1/2" BSP	4	MEEDD44H08	-

**NEW**

TODO COMIENZA CON UNA IDEA

ÁREA TÉCNICA

**NUESTRO DEPARTAMENTO TÉCNICO
MEJORA CONTINUAMENTE**

TU SATISFACCIÓN ES NUESTRO COMPROMISO

Garantizamos la calidad de todos los equipos que fabricamos y distribuimos mediante la realización de pruebas de producto y la emisión de certificados. Fabricamos piezas especiales bajo pedido, adaptándonos a las necesidades específicas de cada cliente.

SERVICIOS TÉCNICOS DE ALTA CALIDAD

Nuestro equipo altamente cualificado es capaz de asesorarle en conducciones y componentes hidráulicos, así como en kits de primeros equipos. Actualizamos y verificamos constantemente nuestra página web y fichas técnicas de todos nuestros productos.

DISEÑO CON IMPRESIÓN 3D

Utilizamos tecnología de fabricación aditiva para mejorar y rediseñar productos. Este sistema permite la comprobación total de los productos sin necesidad de fabricar prototipos y pre-series, lo que garantiza un uso más efectivo de materias primas.

SOLUCIONES ADAPTADAS

Diseñamos grupos hidráulicos y buscamos soluciones de aprovisionamiento. Para ello, estudiamos de forma individualizada cada caso, evaluamos y comprobamos los posibles diseños y se adapta a las especificaciones técnicas concretas de cada cliente.

REQUIREMENTS
ESPECIFICACIONES



DISEÑO
DESIGN



IMPRESIÓN 3D
3D PRINTING



PROTOTIPO
PROTOTYPE



PRUEBAS
TEST



FABRICACIÓN
MANUFACTURE



EVERYTHING BEGINS WITH AN IDEA

TECHNICAL DEPARTMENT

**OUR TECHNICAL DEPARTMENT IS
CONTINUOUSLY IMPROVING**

**YOUR SATISFACTION IS OUR
COMMITMENT**

We guarantee quality over all the equipment we manufacture and distribute through product tests and certificates issuance. We manufacture special products upon request, adapting to our clients specific needs.

HIGH QUALITY TECHNICAL SERVICES

Our high qualified team can provide advice on hydraulic connectors and components, they also offer technical support for Original Equipment Manufacturer. We constantly update and verify our website and our products technical data.

3D PRINTING DESIGN

Dicsa uses additive manufacturing technology for product improvement and re-design. This working method ensures a complete product verification without prototypes and pre-series manufacturing, which guarantees a more efficient use of raw materials.

CUSTOMISED SOLUTIONS

We design customised hydraulic power packs. Dicsa studies each situation on a case by case basis in order to test possible design, adapting to concrete technical specifications of each customer.

Plastic plugs | 368

Tapones de plástico
Kunststoff-Kappen
Capuchons plastique

Springs | 371

Muelles
Scheuerschutz
Ressorts

Protections | 372

Protecciones textiles
Textilschutz
Protection textile

Safety fixation | 375

Fijaciones de seguridad
Sicherheitsbefestigung
Système de sécurité anti-fouet



7

PROTECTIONS

Protecciones

Schutz

Protections

Plastic plugs

Tapones de plástico
Kunststoff-Kappen
Capuchons plastique

Female plugs for male thread ▪ Tapones hembra para roscas macho ▪ Verschluss-Kappen für Außengewinde ▪
Capuchons plastique femelle pour filetage mâle

368



TFG

TFM

TFU

Plugs for flanges ▪ Tapones para bridas ▪ Kappen für Flansche ▪ Capuchons plastique de brides SAE

368



TS 3000

TS 6000

Male plugs for female thread ▪ Tapones macho para roscas hembra ▪ Verschluss-Kappen für Innengewinde ▪
Bouchons plastique mâle pour filetage femelle

369



TMG

TMM

TMU

PTFE Tape ▪ Cinta PTFE ▪ PTFE-Band ▪ Ruban PTFE

369



M29990

MS29990

Plugs for hoses ▪ Tapones para latiguillos ▪ Verschlusskappen für konfektionierte Schläuche ▪ Capuchons pour
tuyau

369



LHT

Service Plugs ▪ Service Plugs ▪ Service-Stecker ▪ Bouchons de service

370



TSP

Springs

Muelles
Scheuerschutz
Ressorts

Plastic springs ▪ Muelles de plástico ▪ Scheuerschutzwendel Kunststoff ▪ Ressorts plastique

371



AMUELLE P AMUELLE PR AMUELLE HDPE AMUELLE HDPEY

Metallic springs ▪ Muelles metálicos ▪ Scheuerschutzwendel Runddraht ▪ Ressorts métalliques

371



AMUELLE

Protections

Protecciones textiles
Textilschutz
Protection textile

Fiberglass, adhesive tape and ceramic protection ▪ Protección fibra de vidrio, cerámica y adhesiva ▪ Glasfaser, Haftklebeband und Keramikschutz ▪ Protection en fibre de verre, adhesive et céramique

372



AVIDRIO AVIDRIO S BVIDRIO S ACERAMICA AVIDRIO FA ROVISIVE AVIDRO SV CSVIDRIO JTRAKOR

Protections ▪ Protección textil ▪ Textilschutz ▪ Protection textile

374



GT ABRAZADERA

Safety fixation

Fijaciones de seguridad
Sicherheitsbefestigung
Système de sécurité anti-fouet

Safety fixation elements ▪ Elementos de fijación de seguridad ▪ Sicherungselemente ▪ Système de sécurité anti-fouet

375



STOPFUDIN CONF STOPFUJIC STOPFUDIN OPEN STOPFUJIC OPEN STOPFUSAE CONF STOPFA

Plastic plugs

Tapones de plástico
Kunststoff-Kappen
Capuchons plastique

Plastic female cap - BSP thread

Tapón plástico hembra rosca BSP

BSP-Innengewinde aus Plastik

Bouchons plastique femelle - gaz



ROSCA THREAD	u/ Bolsa u/ Bag	Referencia Part n°	€
1/8" BSP	100	TFG 1/8	-
1/4" BSP	100	TFG 1/4	-
3/8" BSP	100	TFG 3/8	-
1/2" BSP	100	TFG 1/2	-
5/8" BSP	100	TFG 5/8	-
3/4" BSP	100	TFG 3/4	-
1" BSP	100	TFG 1	-
1"1/4 BSP	100	TFG 1 1/4	-
1"1/2 BSP	100	TFG 1 1/2	-
2" BSP	50	TFG 2	-

Plastic female cap - Metric thread

Tapón plástico hembra rosca Métrica

Metr. Innengewinde aus Plastik

Bouchons plastique femelle Métriques



ROSCA THREAD	u/ Bolsa u/ Bag	Referencia Part n°	€
M12x1.5	100	TFM 12X1.5	-
M14x1.5	100	TFM 14X1.5	-
M16x1.5	100	TFM 16X1.5	-
M18x1.5	100	TFM 18X1.5	-
M20x1.5	100	TFM 20X1.5	-
M22x1.5	100	TFM 22X1.5	-
M24x1.5	100	TFM 24X1.5	-
M26x1.5	100	TFM 26X1.5	-
M30x2	100	TFM 30X2	-
M36x2	100	TFM 36X2	-
M42x2	100	TFM 42X2	-
M52x2	50	TFM 52X2	-

Plastic female cap - UNF (JIC) thread

Tapón plástico hembra rosca UNF/JIC

UNF (JIC)-Innengewinde aus Plastik

Bouchons plastique femelle - JIC-UNF



ROSCA THREAD	u/ Bolsa u/ Bag	Referencia Part n°	€
7/16" UNF	100	TFU 7/16	-
1/2" UNF	100	TFU 1/2	-
9/16" UNF	100	TFU 9/16	-
3/4" UNF	100	TFU 3/4	-
7/8" UNF	100	TFU 7/8	-
1"1/16 UNF	100	TFU 1 1/16	-
1"5/16 UNF	100	TFU 1 5/16	-
1"5/8 UNF	100	TFU 1 5/8	-
1"7/8 UNF	100	TFU 1 7/8	-

Plastic caps for SAE 3000 PSI flanges

Tapón plástico para bridas 3000 PSI

Kappe für SAE-Flansch 3000 PSI

Bouchons plastique de brides SAE 3000 PSI



DN	SERIE SERIES	TAMAÑO SIZE	u/ Bolsa u/ Bag	Referencia Part n°	€
30,2	3000 PSI	1/2"	100	TS 3000 1/2	-
38,1	3000 PSI	3/4"	100	TS 3000 3/4	-
44,5	3000 PSI	1"	100	TS 3000 1	-
50,8	3000 PSI	1"1/4	100	TS 3000 1 1/4	-
60,3	3000 PSI	1"1/2	100	TS 3000 1 1/2	-
71,4	3000 PSI	2"	100	TS 3000 2	-

Plastic caps for SAE 6000 PSI flanges

Tapón plástico para bridas 6000 PSI

Kappe für SAE-Flansch 6000 PSI

Bouchons plastique de brides SAE 6000 PSI



DN	SERIE SERIES	TAMAÑO SIZE	u/ Bolsa u/ Bag	Referencia Part n°	€
31,8	6000 PSI	1/2"	100	TS 6000 1/2	-
41,3	6000 PSI	3/4"	100	TS 6000 3/4	-
47,6	6000 PSI	1"	100	TS 6000 1	-
54	6000 PSI	1"1/4	100	TS 6000 1 1/4	-
63,5	6000 PSI	1"1/2	100	TS 6000 1 1/2	-
79,4	6000 PSI	2"	50	TS 6000 2	-

Plastic plugs

Tapones de plástico
Kunststoff-Kappen
Capuchons plastique

Plastic male plug for BSP thread

Tapón plástico macho rosca BSP

BSP-Außengewinde aus Plastik

Bouchons plastique mâle - BSP



ROSCA THREAD	u/ Bolsa u/ Bag	Referencia Part n°	€
1/8" BSP	100	TMG 1/8	-
1/4" BSP	100	TMG 1/4	-
3/8" BSP	100	TMG 3/8	-
1/2" BSP	100	TMG 1/2	-
5/8" BSP	100	TMG 5/8	-
3/4" BSP	100	TMG 3/4	-
1" BSP	100	TMG 1	-
1 1/4" BSP	100	TMG 1 1/4	-
1 1/2" BSP	50	TMG 1 1/2	-
2" BSP	50	TMG 2	-

Plastic male plug for Metric thread

Tapón plástico macho rosca Métrica

Metr. Außengewinde aus Plastik

Bouchons plastique mâle - Métriques



ROSCA THREAD	u/ Bolsa u/ Bag	Referencia Part n°	€
M12x1.5	100	TMM 12X1.5	-
M14x1.5	100	TMM 14X1.5	-
M16x1.5	100	TMM 16X1.5	-
M18x1.5	100	TMM 18X1.5	-
M20x1.5	100	TMM 20X1.5	-
M22x1.5	100	TMM 22X1.5	-
M24x1.5	100	TMM 24X1.5	-
M26x1.5	100	TMM 26X1.5	-
M30x2-M30X1.5	100	TMM 30X2	-
M36x2	100	TMM 36X2	-
M42x2	50	TMM 42X2	-
M45x2	50	TMM 45X2	-
M52X2	50	TMM 52X2	-

Plastic male plug for UNF (JIC) thread

Tapón plástico macho rosca UNF / JIC

UNF (JIC)-Außengewinde aus Plastik

Bouchons plastique mâle - JIC-UNF



ROSCA THREAD	u/ Bolsa u/ Bag	Referencia Part n°	€
7/16" UNF	100	TMU 7/16	-
1/2" UNF	100	TMU 1/2	-
9/16" UNF	100	TMU 9/16	-
3/4" UNF	100	TMU 3/4	-
7/8" UNF	100	TMU 7/8	-
1 1/16 UNF	100	TMU 1 1/16	-
1 5/16 UNF	100	TMU 1 5/16	-
1 5/8 UNF	50	TMU 1 5/8	-
1 7/8 UNF	50	TMU 1 7/8	-

PTFE Tape

Cinta PTFE

PTFE-Band

Ruban PTFE



N° rollos N° rolls	Referencia Part n°	€
10	M2999010	-

TrΔle® PTFE Tape

Cinta PTFE TrΔle®

PTFE-Band TrΔle®

Ruban PTFE TrΔle®



N° rollos N° rolls	Referencia Part n°	€
10	MS2999010	-

Caps for assemblies

Tapones para latiguillos

Verschlusskappen für konfektionierte Schläuche

Capouchons pour tuyau



TAMAÑO SIZE	u/ Bolsa u/ Bag	Referencia Part n°	€
HEX14	100	LHT014	-
HEX16	100	LHT016	-
HEX17	100	LHT017	-
HEX19	100	LHT019	-
HEX22	100	LHT022	-
HEX24	100	LHT024	-
HEX25	100	LHT025	-
HEX27	100	LHT027	-
HEX30	100	LHT030	-
HEX32	100	LHT032	-
HEX36	100	LHT036	-
HEX41	50	LHT041	-
HEX46	50	LHT046	-
HEX50	50	LHT050	-
HEX55	50	LHT055	-
HEX60	25	LHT060	-
HEX65	25	LHT065	-
HEX70	25	LHT070	-
HEX75	25	LHT075	-
HEX80	25	LHT080	-

ADAPTORS

QUICK-RELEASE
COUPLINGS

BALL VALVES

DIVERTERS

SWIVEL FITTINGS

MULTI-WAY
COUPLINGS

PROTECTIONS

Plastic plugs

Tapones de plástico
Kunststoff-Kappen
Capuchons plastique

TrAie®

Service Plugs

Service Plugs

Service-Stecker

Bouchons de service



TAMAÑO SIZE	Referencia Part n°	€
1-42mm / 2xS-2xM-2xL	TSPMIX	-
1-10mm / S x 6	TSPS	-
5-22mm / M x 4	TSPM	-
13-42mm / L x 4	TSPL	-

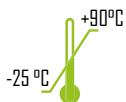
Insert



Push




Push & Twist



MIX


Ø 1-42mm | S x 4 / M x 4 / L x 2 pcs.



TSPMIX

S

Ø 1-10mm | S x 6 pcs.



TSPS

M

Ø 5-22mm | M x 4 pcs.



TSPM

L

Ø 13-42mm | L x 4 pcs.



TSPL

Springs

Muelles
Scheuerschutz
Ressorts

Flat plastic spring

Muelle de plástico plano

Scheuerschutzwendel flach

Ressort plastique plat



DN	Espesor (mm) Thickness (mm)	PASO ESPIRAL SPIRAL PITCH	LONGITUD (m) LENGTH (m)	Referencia Part n°	€
12	1	8	50	AMUELLE P12	-
13	1	16	50	AMUELLE P13	-
15	1	16	50	AMUELLE P15	-
16	1	16	50	AMUELLE P16	-
17	1	16	50	AMUELLE P17	-
18	1	16	50	AMUELLE P18	-
20	1	16	50	AMUELLE P20	-
21	1	16	50	AMUELLE P21	-
22	1	16	50	AMUELLE P22	-
25	1	16	50	AMUELLE P25	-
28	1	16	50	AMUELLE P28	-
30	1	16	50	AMUELLE P30	-
33	2	16	20	AMUELLE P33	-
35	2	16	20	AMUELLE P35	-
38	2	16	20	AMUELLE P38	-
40	2	16	20	AMUELLE P40	-
45	2	16	20	AMUELLE P45	-
48	2	16	20	AMUELLE P48	-
50	2	16	20	AMUELLE P50	-
55	2	16	20	AMUELLE P55	-
60	2	16	20	AMUELLE P60	-
70	2	16	20	AMUELLE P70	-
80	2	16	15	AMUELLE P80	-

Round plastic spring

Muelle de plástico redondo

Scheuerschutzwendel Runde

Ressort plastique rond



DN	Espesor (mm) Thickness (mm)	PASO ESPIRAL SPIRAL PITCH	LONGITUD (m) LENGTH (m)	Referencia Part n°	€
12 - 16	1.5	12	50	AMUELLE PR12	-
16 - 20	2	16	50	AMUELLE PR16	-
20 - 25	2.5	18	50	AMUELLE PR20	-
25 - 30	2.5	23	50	AMUELLE PR25	-

HDPE flat spring, black color

Muelle plano PEAD, color negro

Wendel PEAD flach, schwarz

Ressort plat en HDPE, couleur noir



DN	Espesor (mm) Thickness (mm)	PASO ESPIRAL SPIRAL PITCH	LONGITUD (m) LENGTH (m)	Referencia Part n°	€
13	1.3	13	25	AMUELLE HDPE13	-
16	2	13	25	AMUELLE HDPE16	-
20	2.2	20	25	AMUELLE HDPE20	-
27	2.5	24	25	AMUELLE HDPE27	-
35	2.7	24	25	AMUELLE HDPE35	-
43	3.4	30	25	AMUELLE HDPE43	-
56	3.7	37	25	AMUELLE HDPE56	-
66	4.4	42	20	AMUELLE HDPE66	-

HDPE flat spring, yellow color

Muelle plano PEAD, color amarillo

Wendel PEAD flach, gelb

Ressort plat en HDPE, couleur jaune



DN	Espesor (mm) Thickness (mm)	PASO ESPIRAL SPIRAL PITCH	LONGITUD (m) LENGTH (m)	Referencia Part n°	€
13	1.3	13	25	AMUELLE HDPEY13	-
16	2	13	25	AMUELLE HDPEY16	-
20	2.2	20	25	AMUELLE HDPEY20	-
27	2.5	24	25	AMUELLE HDPEY27	-
35	2.7	24	25	AMUELLE HDPEY35	-
43	3.4	30	25	AMUELLE HDPEY43	-
56	3.7	37	25	AMUELLE HDPEY56	-
66	4.4	42	20	AMUELLE HDPEY66	-

Flat metallic spring 5x1

Muelle metálico plano perfil 5x1

Flachmetallwendel 5x1


Ressort métallique plat profil 5x1



DN	LONGITUD (m) LENGTH (m)	Referencia Part n°	€
16	4	AMUELLE16	-
18	4	AMUELLE18	-
20	4	AMUELLE20	-
22	4	AMUELLE22	-
24	4	AMUELLE24	-
26	4	AMUELLE26	-
28	4	AMUELLE28	-
30	4	AMUELLE30	-
32	4	AMUELLE32	-
34	4	AMUELLE34	-
38	4	AMUELLE38	-
40	4	AMUELLE40	-
42	4	AMUELLE42	-
47	3	AMUELLE47	-
52	2	AMUELLE52	-
60	1.5	AMUELLE60	-
68	1	AMUELLE68	-
72	1	AMUELLE72	-


Podemos suministrar muelles metálicos redondos en acero galvanizado bajo plano. Consúltenos

We can supply rounded metallic springs in galvanized steel under drawing. Please, enquire us



■ AMUELLE

L = PASO ESPIRAL / SPIRAL PITCH
e = ESPESOR / THICKNESS



Protections

Protecciones textiles

Textilschutz

Protection textile

Fibreglass tube

Tubo de fibra de vidrio

Glasfaserschutz

Gaine de fibre de verre



Ø INT. MIN. Ø Inner Min.	Ø INT. MAX. Ø Inner Max.	DIÁMETRO (mm) DIAMETER (mm)	Referencia Part n°	€
12	15	15	AVIDRIO 15	-
16	18	20	AVIDRIO 20	-
18	22	25	AVIDRIO 25	-
25	28	30	AVIDRIO 30	-
28	32	35	AVIDRIO 35	-
30	35	40	AVIDRIO 40	-
38	42	45	AVIDRIO 45	-
45	48	50	AVIDRIO 50	-
48	52	60	AVIDRIO 60	-
70	72	75	AVIDRIO 75	-

Silicone fibreglass tube

Tubo de fibra de vidrio siliconado

Glasfaserschutz silikonbeschichtet

Gaine de fibre de verre siliconée



DN	Referencia Part n°	€
12	AVIDRIO S 12	-
16	AVIDRIO S 16	-
19	AVIDRIO S 19	-
25	AVIDRIO S 25	-
28	AVIDRIO S 28	-
32	AVIDRIO S 32	-
38	AVIDRIO S 38	-
51	AVIDRIO S 51	-
70	AVIDRIO S 70	-

B Series silicone fibreglass tube

Tubo de fibra de vidrio siliconado serie B

Glasfaserschutz silikonbeschichtet B-Serie

Gaine de fibre de verre siliconée Série B



DN	Referencia Part n°	€
12	BVIDRIO S 12	-
16	BVIDRIO S 16	-
19	BVIDRIO S 19	-
22	BVIDRIO S 22	-
25	BVIDRIO S 25	-
28	BVIDRIO S 28	-
32	BVIDRIO S 32	-

Ceramic fibre tube

Tubo de fibra cerámica

Keramikfaserschlauch

Gaine de fibre de céramique



DN	Referencia Part n°	€
15	ACERAMICA 15	-
20	ACERAMICA 20	-
25	ACERAMICA 25	-
30	ACERAMICA 30	-
40	ACERAMICA 40	-
50	ACERAMICA 50	-
60	ACERAMICA 60	-
70	ACERAMICA 70	-

Saturated fibreglass tube

Tubo de fibra de vidrio saturada

Gesättigter Glasfaserschutz

Gaine de fibre de verre saturée



Ø INT. MIN. Ø Inner Min.	Ø INT. MAX. Ø Inner Max.	Referencia Part n°	€
1/2"	3/4"	AVIDRIO FA 08	-
5/8"	1"	AVIDRIO FA 10	-
3/4"	1" 1/4	AVIDRIO FA 12	-
1"	1" 3/4	AVIDRIO FA 16	-
1" 1/2	2" 1/4	AVIDRIO FA 24	-
2" 1/2	4"	AVIDRIO FA 40	-

Fibreglass with velcro shield

Revestimiento de fibra de vidrio con velcro

Glasfaserhülle mit Klettverschluss

Revêtement de fibre de verre avec velcro



DIÁMETRO (mm) DIAMETER (mm)	Referencia Part n°	€
1" 1/2 / 38	ROVISIVE 24	-
2" / 50	ROVISIVE 32	-
2" 3/4 / 70	ROVISIVE 44	-

Until end of stock / Hasta fin de existencias / Bis zum Ende des Lagerbestandes / Jusqu'à la fin du stock

Silicone fibreglass lining with velcro

Revestimiento de fibra de vidrio siliconada con velcro

Silikon-Glasfaserfutter mit Klettverschluss

Doubleure en fibre de verre silicône avec velcro



DN	Referencia Part n°	€
40	AVIDRIO SV 40	-
50	AVIDRIO SV 50	-
70	AVIDRIO SV 70	-

Protections

Protecciones textiles
Textilschutz
Protection textile

AVIDRIO Tubo de fibra de vidrio Fibreglass tube

Fibra de alta calidad tipo E, no se quema y soporta exposiciones a temperaturas de 540 °C. Resiste la mayoría de ácidos y alcalinos y no le afecta la mayoría de disolventes ni lejías/blanqueantes.


High-quality fiber type E, doesn't burn and withstands exposures to temperatures of up to a 540°C. Resists most acids and alkalis and is unaffected by most solvents or bleach.



AVIDRIO S Tubo de fibra de vidrio siliconado Silicone fibreglass tube

Diseñado para proteger mangueras, alambres, etc. de los peligros del calor elevado y de las llamas ocasionales. Protección continua a 260 °C, soporta picos de hasta 1200 °C. Es resistente a fluidos hidráulicos, aceites lubricantes y combustibles. La funda siliconada protege contra la pérdida de energía en tubo rígido y manguera.

Designed to protect hoses, wires and cables from the hazards of high heat and occasional flame. It offers continuous protection at 260°C, with peaks of up to 1200°C.. Resistant to hydraulic fluids, lubricating oils and fuels, it insulates against energy loss in piping and hosing.



BVIDRIO S Tubo de fibra de vidrio siliconado Silicone fibreglass tube

Perfecto para proteger mangueras, tubos rígidos, etc. de elevadas temperaturas y llamas ocasionales. Ofrece protección continua a 260°C, con picos de hasta 1650°C. Resistente a salpicaduras de metales fundidos, fluidos hidráulicos, lubricantes y combustibles. La funda siliconada aísla el interior evitando la pérdida de energía en el tubo rígido o manguera.


Perfect to protect hoses, pipes and cables from high temperatures, It offers continuous protection at 260°C, with peaks of up to 1650°C. Resistant to molten metals, hydraulic fluids, lubricating oils and fuel splashes. The silicone cover insulates against energy loss in piping and hosing.



AVIDRIO FA Fibra de vidrio saturada Saturated fibreglass tube

Proporciona protección continua hasta 540 °C. Es resistente a la mayoría de ácidos y alcalinos y no le afectan la mayoría de los disolventes ni lejías/blanqueantes. Es altamente flexible y adaptable; esto permite que una misma protección pueda colocarse en varios diámetros de tubo o incluso en montajes ya terminados (manguera/tubo + conexión/rácor). También es muy útil en longitudes largas de manguera o cable.


Provides continuous protection up to 540 °C. It is resistant to most acids and alkalis and is not affected by most of the solvents or bleach. It is highly flexible and adaptable, this allows to place the same protection on various diameters of pipe, or even on already finished assemblies (hose/pipe + connection/fitting). It is also useful in long lengths of hose or cable.



A VIDRIO SV Revestimiento de fibra de vidrio siliconada con velcro Silicone fibreglass lining with velcro

Diseñado para proteger mangueras, alambres, etc. de los peligros del calor elevado y de las llamas ocasionales. Protección continua a 260 °C, soporta picos de hasta 1650 °C 15-30 segundos y 1000 °C 15-20 minutos. Su sistema de cierre con velcro permite el montaje *in situ* sin necesidad de quitar y poner los racores y terminales. DIN 5510-2

Designed to protect hoses, wires and cables from the hazards of high heat and occasional flame. It offers continuous protection at 260°C, with peaks of up to 1650 °C 15-30 seconds & 1000 °C 15-20 minuts. Its Velcro closure system allows application in-situ without the need to simantle and reconnect fittings and terminations. DIN 5510-2.



ACERAMICA Tubo de fibra cerámica Ceramic fibre tube

La fibra cerámica está compuesta de silicato de aluminio. Es considerablemente resistente a altas temperaturas y tiene una estabilidad química excelente, resiste a los agentes más corrosivos, con la excepción del ácido fosfórico, ácido clorhídrico y bases fuertes. Tiene una excelente insonorización y aislamiento eléctrico, es de baja densidad y alta flexibilidad. No gotea en caso de incendio (no contiene agua). Sus características térmicas y físicas no se alteran por el agua, vapor o aceite.

Ceramic fibre is composed of aluminium silicate. Is considerably resistant to high temperatures and has excellent chemical stability, resists to most corrosive agents, with the exception of phosphoric acid, hydrochloric acid and strong alkalis. It has excellent soundproofing and electric insulation, low density and high flexibility. Not dripping in case of fire (does not contain water). Its thermal and physical characteristics are not altered by water, steam or oil.



ADAPTORS

QUICK-RELEASE
COUPLINGS

BALL VALVES

DIVERTERS

SWIVEL FITTINGS

MULTI-WAY
COUPLINGS

PROTECTIONS

Protections

Protecciones textiles

Textilschutz


Protection textile

Silicone tape

Cinta silicona

Silikon-Band

Ruban silicône



ANCHURA (mm) WIDTH (mm)	LONGITUD (m) LENGTH (m)	Referencia Part n°	€
25	11	CSVIDRIO25	-
38	11	CSVIDRIO38	-

Jitrakor adhesive tape

Jitrakor cinta adhesiva

JITRAKOR-Haftklebeband

Jitrakor bande adhesive



ANCHURA (mm) WIDTH (mm)	LONGITUD (m) LENGTH (m)	Referencia Part n°	€
50	10	JITRAKOR	-

€/roll / €/rollo / €/rolle / €/rouleau

Textile protection tube

Tubo de protección textil

Textilschutz

Gaine de protection textile



L	Ø EXT. Ø OUTER	Ø INT. Ø INNER	Referencia Part n°	€
35	21	18	GT35	-
40	23	20	GT40	-
45	26	23	GT45	-
50	31	28	GT50	-
55	33	30	GT55	-
65	39	36	GT65	-
80	46	43	GT80	-
120	71	68	GT120	-
150	88	85	GT150	-

Textile protection tube accessories

Accesorios tubo de protección textil

Schlauchsutz-Zubehör

Accessoires pour gaine de protection textile



Ø INT. MIN. Ø Inner Min.	Ø INT. MAX. Ø Inner Max.	Referencia Part n°	€
13	15	ABRAZADERA 13-15	-
15	18	ABRAZADERA 15-18	-
20	23	ABRAZADERA 20-23	-
22	25	ABRAZADERA 22-25	-
23	27	ABRAZADERA 23-27	-
25	28	ABRAZADERA 25-28	-
40	43	ABRAZADERA 40-43	-
43	46	ABRAZADERA 43-46	-

FIBRA DE VIDRIO ALUMINIO

BAJO CONSULTA

ALUMINUM FOIL FIBERGLASS CLOTH
ON REQUEST


REFLEJA MÁS DEL 95% DEL CALOR RADIANTE.
REFLECTS MORE THAN 95% OF THE RADIANT

TEMPERATURA TRABAJO
WORKING TEMPERATURE

-40°C/+260°C

PUNTO DE FUSION
MELTING POINT:

+550°C



POSIBILIDAD DE PERSONALIZACIÓN
CUSTOMIZED OPTIONS

Safety fixation

Fijaciones de seguridad
Sicherheitsbefestigung
Système de sécurité anti-fouet

Retaining system to DIN 2353

Protección para DIN 2353

Ausreißsicherung für DIN 2353

Platines de fixation pour DIN 2353



Ø IN (mm)	TAMAÑO SIZE	P MAX. (bar) MAX. P (bar)	Referencia Part n°	€
14.5	8L - 1/4"	450	STOPFUDIN 145 CONF	-
17	8S - 10L - 3/8"	445	STOPFUDIN 17 CONF	-
18.5	10S - 12L	420	STOPFUDIN 185 CONF	-
20.5	12S	420	STOPFUDIN 205 CONF	-
22.5	14S - 15L - 1/2"	420	STOPFUDIN 225 CONF	-
24.5	16S - 5/8"	420	STOPFUDIN 245 CONF	-
26.5	18L - 3/4"	420	STOPFUDIN 265 CONF	-
30.5	20S - 22L	420	STOPFUDIN 305 CONF	-
34	1"	420	STOPFUDIN 34 CONF	-
36.5	25S - 28L	420	STOPFUDIN 365 CONF	-
42.5	30S - 1" 1/4	420	STOPFUDIN 425 CONF	-
45.5	35L	420	STOPFUDIN 455 CONF	-
49	1" 1/2	420	STOPFUDIN 49 CONF	-
52.5	38S - 42L	385	STOPFUDIN 525 CONF	-
60	2"	350	STOPFUDIN 60 CONF	-

See page 369 / Ver página 369 / Sie bitte S. 369 / Voir page 369

Retaining system to JIC 37°

Protección para JIC 37°

Ausreißsicherung für JIC 37°

Platines de fixation pour JIC 37°



Ø IN (mm)	TAMAÑO SIZE	P MAX. (bar) MAX. P (bar)	Referencia Part n°	€
11,5	7/16	450	STOPFUJIC 115 S	-
13,2	1/2	450	STOPFUJIC 132 S	-
14,8	9/16	450	STOPFUJIC 148 S	-
19,5	3/4	420	STOPFUJIC 195 S	-
22,8	7/8	420	STOPFUJIC 228 S	-
27,5	1 1/16	420	STOPFUJIC 275 S	-
30,7	1 3/16	420	STOPFUJIC 307 S	-
34	1 5/16	420	STOPFUJIC 34 L	-
34	1 5/16	420	STOPFUJIC 34 S	-
41,5	1 5/8	420	STOPFUJIC 415 L	-
41,5	1 5/8	420	STOPFUJIC 415 S	-
48	1 7/8	420	STOPFUJIC 48 L	-
48	1 7/8	420	STOPFUJIC 48 S	-
64	2 1/2	350	STOPFUJIC 64 L	-

Retaining system to DIN 2353 OPEN

Protección para DIN 2353 OPEN

Ausreißsicherung für DIN 2353 offen

Platines de fixation pour DIN 2353 OPEN



Ø IN (mm)	TAMAÑO SIZE	P MAX. (bar) MAX. P (bar)	Referencia Part n°	€
14.5	8L - 1/4"	450	STOPFUDIN 145 OPEN	-
17	8S - 10L - 3/8"	445	STOPFUDIN 17 OPEN	-
18.5	10S - 12L	420	STOPFUDIN 185 OPEN	-
20.5	12S	420	STOPFUDIN 205 OPEN	-
22.5	14S - 15L - 1/2"	420	STOPFUDIN 225 OPEN	-
24.5	16S - 5/8"	420	STOPFUDIN 245 OPEN	-
26.5	18L - 3/4"	420	STOPFUDIN 265 OPEN	-
30.5	20S - 22L	420	STOPFUDIN 305 OPEN	-
34	1"	420	STOPFUDIN 34 OPEN	-
36.5	25S - 28L	420	STOPFUDIN 365 OPEN	-
42.5	30S - 1" 1/4	420	STOPFUDIN 425 OPEN	-
45.5	35L	420	STOPFUDIN 455 OPEN	-
49	1" 1/2	420	STOPFUDIN 49 OPEN	-
52.5	38S - 42L	385	STOPFUDIN 525 OPEN	-
60	2"	350	STOPFUDIN 60 OPEN	-

Retaining system to JIC 37° OPEN

Protección para JIC 37° OPEN

Ausreißsicherung für JIC 37° offen

Platines de fixation pour JIC 37° OPEN



Ø IN. (mm)	TAMAÑO SIZE	P MAX. (bar) MAX. P.(bar)	Referencia Part n°	€
11,5	7/16	450	STOPFUJIC 115 S OPEN	-
13,2	1/2	450	STOPFUJIC 132 S OPEN	-
14,8	9/16	450	STOPFUJIC 148 S OPEN	-
19,5	3/4	420	STOPFUJIC 195 S OPEN	-
22,8	7/8	420	STOPFUJIC 228 S OPEN	-
27,5	1 1/16	420	STOPFUJIC 275 S OPEN	-
30,7	1 3/16	420	STOPFUJIC 307 S OPEN	-
34	1 5/16	420	STOPFUJIC 34 L OPEN	-
34	1 5/16	420	STOPFUJIC 34 S OPEN	-
41,5	1 5/8	420	STOPFUJIC 415 L OPEN	-
41,5	1 5/8	420	STOPFUJIC 415 S OPEN	-
48	1 7/8	420	STOPFUJIC 48 L OPEN	-
48	1 7/8	420	STOPFUJIC 48 S OPEN	-
64	2 1/2	350	STOPFUJIC 64 L OPEN	-

Assembly on previously installed hoses



Montaje en mangueras previamente instaladas

Safety fixation

Fijaciones de seguridad
Sicherheitsbefestigung
Système de sécurité anti-fouet

Retaining system for flanges

Protección para bridas

Ausreißsicherung für Flansche

Platines de fixation pour brides



Ø IN (mm)	P MAX. (bar)	BRIDA SAE SAE FLANGE	Referencia Part n°	€
8.5	415	1/2" 3000-6000	STOPFUSAE 085 CONF	-
10.5	420	3/4"-1"-1" 1/4 3000-3/4" 6000	STOPFUSAE 2105 CONF	-
10.5	420	3/4"-1"-1" 1/4 3000-3/4" 6000	STOPFUSAE 105 CONF	-
12.5	420	1" 1/2 -2" 3000-1" 6000	STOPFUSAE 125 CONF	-
14.5	420	1" 1/4" 6000"	STOPFUSAE 145 CONF	-
16.5	420	1" 1/2 6000	STOPFUSAE 165 CONF	-
20.5	350	2" 6000	STOPFUSAE 205 CONF	-
25	350	2" 1/2 6000	STOPFUSAE 25 CONF	-
32	210	3" 6000	STOPFUSAE 32 CONF	-

See page 377 / Ver página 377 / Sie bitte S. 377 / Voir page 377

Fixation clamps

Abrazaderas

Befestigungsschellen

Colliers de fixation

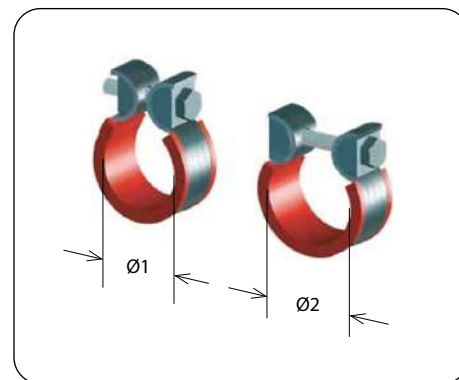
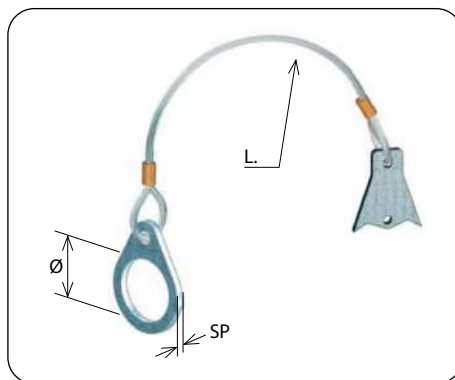



Ø INT. Ø INNER	Referencia Part n°	€
11-11.5 mm	STOPFA11115	-
12-12.5 mm	STOPFA12125	-
13-13.5 mm	STOPFA13135	-
14-15 mm	STOPFA1415	-
16-17 mm	STOPFA1617	-
17-18 mm	STOPFA1718	-
18-19 mm	STOPFA1819	-
20-21 mm	STOPFA2021	-
21-22 mm	STOPFA2122	-
22-23 mm	STOPFA2223	-
24-25 mm	STOPFA2425	-
25-26 mm	STOPFA2526	-
26-27 mm	STOPFA2627	-
27-28 mm	STOPFA2728	-
28-29 mm	STOPFA2829	-
30-31 mm	STOPFA3031	-
32-33 mm	STOPFA3233	-
34-35 mm	STOPFA3435	-
36-37 mm	STOPFA3637	-
38-39 mm	STOPFA3839	-
39-40 mm	STOPFA3940	-
40-41 mm	STOPFA4041	-
42-43 mm	STOPFA4243	-
43-44 mm	STOPFA4344	-
44-45 mm	STOPFA4445	-
45-47 mm	STOPFA4547	-
48-50 mm	STOPFA4850	-
51-53 mm	STOPFA5153	-
53-54 mm	STOPFA5354	-
54-56 mm	STOPFA5456	-
57-59 mm	STOPFA5759	-
60-62 mm	STOPFA6062	-
63-65 mm	STOPFA6365	-
66-68 mm	STOPFA6668	-
69-71 mm	STOPFA6971	-
72-74 mm	STOPFA7274	-
75-77 mm	STOPFA7577	-
78-80 mm	STOPFA7880	-
81-83 mm	STOPFA8183	-
84-86 mm	STOPFA8486	-
87-89 mm	STOPFA8789	-
90-92 mm	STOPFA9092	-
93-95 mm	STOPFA9395	-

Safety fixation

Fijaciones de seguridad
Sicherheitsbefestigung
Système de sécurité anti-fouet

Referencia Part No. Référence Codice	Ø	SP	Recomendado para Recommended for Recommandé pour Consigliato per
STOPFUDIN 145 CONF	14,5	2,5	8L - ¼"
STOPFUDIN 17 CONF	17	2,5	8S - 10L - ⅜"
STOPFUDIN 185 CONF	18,5	2,5	10S - 12L
STOPFUDIN 205 CONF	20,5	2,5	12S
STOPFUDIN 225 CONF	22,5	2,5	14S - 15L - ½"
STOPFUDIN 245 CONF	24,5	2,5	16S - ⅝"
STOPFUDIN 265 CONF	26,5	2,5	18L - ¾"
STOPFUDIN 305 CONF	30,5	3	20S - 22L
STOPFUDIN 34 CONF	34	3	1"
STOPFUDIN 365 CONF	36,5	3	25S - 28L
STOPFUDIN 425 CONF	42,5	3	30S - 1 ¼"
STOPFUDIN 455 CONF	45,5	3	35L
STOPFUDIN 49 CONF	49	3	1 ½"
STOPFUDIN 525 CONF	52,5	3	38S - 42L
STOPFUDIN 60 CONF	60	3	2"
STOPFUSAE 085 CONF	8,5	4	Brida SAE ½" 3000 y 6000 PSI
STOPFUSAE 105 CONF	10,5	4	Brida SAE ¾" - 1" - 1 ¼" 3000 PSI y ¾" 6000 PSI
STOPFUSAE 125 CONF	12,5	4	Brida SAE 1" ½ - 2" 3000 PSI y 1" 6000 PSI
STOPFUSAE 145 CONF	14,5	4	Brida SAE 1" ¼ 6000 PSI
STOPFUSAE 165 CONF	16,5	4	Brida SAE 1" ½ 6000 PSI
STOPFUSAE 205 CONF	20,5	4	Brida SAE 2" 6000 PSI



STPOFIJIC



STOPFUDIN




STOPFUSAE



**CALIDAD para conseguir el
mejor RENDIMIENTO.**

DICSA
GROWING UP TOGETHER

**QUALITY guarantees the
BEST PERFORMANCE.**



Emisión de certificados. Certificates Issuance.
Certificados de prueba. Test Certificates.
Validación de diseños. Design Validation Tests.
Controles de calidad. Quality Control.

Cortadora de precisión
Precision cutting Saw



Máquina de medición 3D MMC
Machine Measuring by Coordinates (MMC)



Banco de prueba Bimal B1703 Flex
B1703 FLEX Dynamic Test Bench



Análisis espectrográfico
Spectrographic Analyzer




Banco de prueba Bimal BI1001
Bimal BI1001 Test Bench



Cámara de niebla salina
Salt-spray chamber



Banco de pruebas BE 2500 II
BE 2500 II Test Bench



Abrasímetro
Abrasion Tester



www.dicsaes.com

Pneumatic connectors

Conducciones neumáticas
Pneumatische Verbindungen
Connectique pneumatique

TrAle®



TUBE AND SPRINGS

Flexibles neumáticos
Schläuche und Spiralschläuche
Tubes et serpentins



PNEUMATIC FITTINGS

Racores neumáticos
Pneumatische Kupplungen
Raccords pneumatiques



QUICK RELEASE PNEUMATIC COUPLINGS

Enchufes rápidos neumáticos
SVK
Coupleurs pneumatiques




Polyamide and polyurethane tubes | 384

Tuberías de poliamida y poliuretano
Polyamid- und Polyurethanschlauch
Tubes de polyamide et polyuréthane

Polyamide and Polyurethane springs | 385

Espirales de poliamida y poliuretano
Polyamid- und Polyurethan-Spiralschläuche
Serpentins polyamide y polyuréthane



01

TUBES AND SPRINGS

Flexibles Neumáticos

Schläuche und Spiralschläuche

Tubes et serpentins

Polyamide and polyurethane tubes

Tuberías de poliamida y poliuretano
Polyamid- und Polyurethanschlauch
Tubes de polyamide et polyuréthane

PTFE without braid ▪ PTFE sin malla ▪ PTFE-Schlauch ohne Geflecht ▪ PTFE sans tresse

| 384



M2950

Natural polyamide pipe ▪ Tuberías Poliamida natural ▪ Naturfarbener Polyamidschlauch ▪ Tubes polyamide naturelle

| 384



POL...NAT

Black polyamide pipe ▪ Tuberías Poliamida negro ▪ Schwarzer Polyamidschlauch ▪ Tubes polyamide noir

| 384



POL...NE

Blue polyamide pipe ▪ Tuberías Poliamida azul ▪ Blauer Polyamidschlauch ▪ Tubes polyamide bleu

| 384



POL...AZ

Blue polyurethane pipe ▪ Tuberías Poliuretano azul ▪ Blauer Polyurethan ▪ Tubes polyuréthane bleu

| 384



PUR...AZ

Polyamide and Polyurethane springs

Espirales de poliamida y poliuretano
Polyamid- und Polyurethan-Spiralschläuche
Serpentins polyamide y polyuréthane

Blue polyamide springs ▪ Espirales poliamida azul ▪ Spiralschläuche Polyamid blau ▪ Serpentins polyamide bleu | 385



ESPIRPOL

Polyurethane springs without fittings ▪ Espirales poliuretano sin racores ▪ Spiralschläuche ohne Armaturen ▪ Serpentins polyuréthane sans raccords | 385



SPUR

Orange Polyurethane springs without fittings ▪ Espirales poliuretano naranja sin racores ▪ Spiralschläuche orange ohne Armaturen ▪ Serpentins polyuréthane orange sans raccords | 385



SPUR...ORANGE

Polyurethane springs with fittings swivel male BSPT ▪ Espirales poliuretano con racores macho giratorio BSPT ▪ Spiralschläuche mit Armaturen Außengewinde mit Ü-Mutter BSPT ▪ Serpentins polyuréthane avec raccords mâle tournant BSPT | 385



HPUR

Polyamide and polyurethane tubes

Tuberías de poliamida y poliuretano
Polyamid- und Polyurethanschlauch
Tubes de polyamide et polyuréthane

TrAle®

PTFE without braid

PTFE sin malla

PTFE-Schlauch ohne Geflecht

PTFE sans tresse



TUBO PIPE	LONGITUD (m) LENGTH (m)	Referencia Part n°	€/ rollo €/roll
2x4 mm	25	M2950204	-
4x6 mm	25	M2950406	-
6x8 mm	25	M2950608	-
2x4 mm	100	M2950204-100	-
4x6 mm	100	M2950406-100	-
6x8 mm	100	M2950608-100	-

Natural polyamide pipe

Tuberías Poliamida natural

Naturfarbener Polyamidschlauch

Tubes polyamide naturelle



TUBO PIPE	LONGITUD (m) LENGTH (m)	Referencia Part n°	€/ rollo €/roll
2,5x4 mm	25	POL2.5X4NAT	-
4x6 mm	25	POL4X6NAT	-
6x8 mm	25	POL6X8NAT	-
8x10 mm	25	POL8X10NAT	-
10x12 mm	25	POL10X12NAT	-
2,5x4 mm	100	POL2.5X4NAT-100	-
4x6 mm	100	POL4X6NAT-100	-
6x8 mm	100	POL6X8NAT-100	-
8x10 mm	100	POL8X10NAT-100	-
10x12 mm	100	POL10X12NAT-100	-

Black polyamide pipe

Tuberías Poliamida negro

Schwarzer Polyamidschlauch

Tubes polyamide noir



TUBO PIPE	LONGITUD (m) LENGTH (m)	Referencia Part n°	€/ rollo €/roll
2,5x4 mm	25	POL2.5X4NE	-
4x6 mm	25	POL4X6NE	-
6x8 mm	25	POL6X8NE	-
8x10 mm	25	POL8X10NE	-
10x12 mm	25	POL10X12NE	-
2,5x4 mm	100	POL2.5X4NE-100	-
4x6 mm	100	POL4X6NE-100	-
6x8 mm	100	POL6X8NE-100	-
8x10 mm	100	POL8X10NE-100	-
10x12 mm	100	POL10X12NE-100	-

Blue polyamide pipe

Tuberías Poliamida azul

Blauer Polyamidschlauch

Tubes polyamide bleu



TUBO PIPE	LONGITUD (m) LENGTH (m)	Referencia Part n°	€/ rollo €/roll
4x6 mm	25	POL4X6AZ	-
6x8 mm	25	POL6X8AZ	-
8x10 mm	25	POL8X10AZ	-
10x12 mm	25	POL10X12AZ	-
4x6 mm	100	POL4X6AZ-100	-
6x8 mm	100	POL6X8AZ-100	-
8x10 mm	100	POL8X10AZ-100	-
10x12 mm	100	POL10X12AZ-100	-

Blue polyurethane pipe

Tuberías Poliuretano azul

Blauer Polyurethan

Tubes polyuréthane bleu



TUBO PIPE	LONGITUD (m) LENGTH (m)	Referencia Part n°	€/ rollo €/roll
2x4 mm	25	PUR2X4AZ	-
4x6 mm	25	PUR4X6AZ	-
6x8 mm	25	PUR6X8AZ	-
8x10 mm	25	PUR8X10AZ	-
9x12 mm	25	PUR9X12AZ	-
2,5x4 mm	100	PUR2.5X4AZ-100	-
4x6 mm	100	PUR4X6AZ-100	-
6x8 mm	100	PUR6X8AZ-100	-
6,5x10 mm	100	PUR6.5X10AZ-100	-
8x12 mm	100	PUR8X12AZ-100	-

Polyamide and Polyurethane springs

Espirales de poliamida y poliuretano
Polyamid- und Polyurethan-Spiralschläuche
Serpentins polyamide y polyuréthane

Blue polyamide springs

Espirales poliamida azul

Spiralschläuche Polyamid blau

Serpentins polyamide bleu



TUBO PIPE	Ø INT. Ø INNER	LONGITUD (m) LENGTH (m)	Referencia Part n°	€/ rollo €/roll
4x6 mm	50	30	ESPIRPOL4X6AZ	-
6x8 mm	70	30	ESPIRPOL6X8AZ	-
8x10 mm	85	30	ESPIRPOL8X10AZ	-
10x12 mm	110	30	ESPIRPOL10X12AZ	-

Polyurethane springs without fittings

Espirales poliuretano sin racores

Spiralschläuche ohne Armaturen

Serpentins polyuréthane sans raccords



TUBO PIPE	Ø INT. Ø INNER	LONGITUD (m) LENGTH (m)	Referencia Part n°	€/ rollo €/roll
4x6 mm	32	5	SPUR4X6 5	-
4x6 mm	32	7.5	SPUR4X6 7.5	-
4x6 mm	32	10	SPUR4X6 10	-
5X8 mm	40	5	SPUR5X8 5	-
5X8 mm	40	7.5	SPUR5X8 7.5	-
5X8 mm	40	10	SPUR5X8 10	-
6,5x10 mm	46	5	SPUR6.5X10 5	-
6,5x10 mm	46	7.5	SPUR6.5X10 7.5	-
6,5x10 mm	46	10	SPUR6.5X10 10	-

Orange Polyurethane springs without fittings

NEW

Espirales poliuretano naranja sin racores

Spiralschläuche orange ohne Armaturen

Serpentins polyuréthane orange sans raccords



TUBO PIPE	Ø INT. Ø INNER	LONGITUD (m) LENGTH (m)	Referencia Part n°	€/ rollo €/roll
5X8 mm	40	7.5	SPUR5X8 7.5 ORANGE	-
6,5x10 mm	46	7.5	SPUR6.5X10 7.5 ORANGE	-
6,5x10 mm	46	10	SPUR6.5X10 10 ORANGE	-

Polyurethane springs with fittings swivel male BSPT

Espirales poliuretano con racores macho giratorio BSPT

Spiralschläuche mit Armaturen Außengewinde mit U-Mutter BSPT

Serpentins polyuréthane avec raccords mâle tournant BSPT



TUBO PIPE	Ø INT. Ø INNER	LONGITUD (m) LENGTH (m)	Referencia Part n°	€/ rollo €/roll
4x6 mm	32	5	HPUR4X6 5	-
4x6 mm	32	7.5	HPUR4X6 7.5	-
4x6 mm	32	10	HPUR4X6 10	-
5X8 mm	40	5	HPUR5X8 5	-
5X8 mm	40	7.5	HPUR5X8 7.5	-
5X8 mm	40	10	HPUR5X8 10	-
6,5x10 mm	46	5	HPUR6.5X10 5	-
6,5x10 mm	46	7.5	HPUR6.5X10 7.5	-
6,5x10 mm	46	10	HPUR6.5X10 10	-

Push-in Fittings | **393**

Conexión Push-in automático
Einsteck-Armaturen
Raccords Automatiques Push-in

Hose tail-M BSPT tapered | **403**

Conexión con espiga
Armatuur mit Stutzen
Raccords avec embout

Push-on Fittings | **404**

Conexión Push-on
Aufsteck-Armaturen
Raccords Push-on

Adaptors | **408**

Adaptador
Adapter
Adaptateurs



02

PNEUMATIC FITTINGS

Racores neumáticos

Pneumatische Kupplungen

Raccords pneumatiques

Push-in Fittings

Conexión Push-in automático
Einsteck-Armaturen
Raccords Automatiques Push-in

Push-in Technopolymeric tapered fittings ▪ Racordaje tecnopolímero cónico ▪ Polymer-Einsteckverschraubungen kon. ▪ Raccords Push-in techno-polymère conique | 393



PC PH PL PLL PT PST PWT PKD SCLT

Push-in Technopolymeric cylindrical fittings ▪ Racordaje tecnopolímero cilíndrico ▪ Polymer-Einsteckverschraubungen zyl. ▪ Raccords Push-in techno-polymère cylindrique | 394



PCCI PCF PHCI PLCI 50115 SCL PTCI 50215 PSTCI 50225

Other Push-in Technopolymeric fittings ▪ Racordaje tecnopolímero otros ▪ Andere Polymer-Einsteckverschraubungen ▪ Raccords Push-in techno-polymère - autres | 396



PG/PUC 50040 PMM SCU PR PRM 50500 51410 51420 PUL 50130 PLJ PUT 50230 PY 50310 PWJ-PY PZA PKG TAP

Metallic Push-in tapered fittings ▪ Racordaje metálico cónico ▪ Metallische Einsteck-Verschraubungen kon. ▪ Raccords Push-in métallique conique | 399



MPC MPL

Metallic Push-in cylindrical fittings ▪ Racordaje metálico cilíndrico ▪ Metallische Einsteck-Verschraubungen zyl. ▪ Raccords Push-in métallique cylindrique | 399



MPCCI MPCF MPHCI MPLCI MSCL MPTCI MPSTCI

Other Metallic Push-in fittings ▪ Racordaje metálico otros ▪ Andere metallische Einsteck-Verschraubungen ▪ Raccords Push-in métallique - autres | 400



MPUC MPMM MPUL MPUT MPY TAP 50600

Stainless steel 316 Push-in tapered fittings ▪ Racordaje inoxidable 316 cónico ▪ Konische Steckfittings aus Edelstahl 316 ▪ Raccords coniques Push-in en acier inoxydable 316 | 402



ZPC ZPL

Push-in Fittings

Conexión Push-in automático
Einsteck-Armaturen
Raccords Automatiques Push-in

Stainless steel 316 Push-in cylindrical fittings ▪ Racordaje inoxidable 316 cilíndrico ▪ Zylindrische Steckfittings aus Edelstahl 316 ▪ Raccords cylindrique Push-in en acier inoxydable 316 | 402



ZPCCI



ZPLCI

Other Stainless steel 316 Push-in fittings ▪ Racordaje inoxidable 316 otros ▪ Sonstige Steckfittings aus Edelstahl 316 ▪ Raccords Push-in en acier inoxydable 316 - autres | 402



ZPUC



ZPUT

Hose tail-M BSPT tapered

Conexión con espiga
 Armatur mit Stutzen
 Raccords avec embout

Tapered hose tail fittings ▪ Racordaje con espiga cónico ▪ Verschraubung mit Stutzen kon. ▪ Raccords avec embout conique

403



3040

3055

Cylindrical hose tail fittings ▪ Racordaje con espiga cilíndrico ▪ Verschraubung mit Stutzen zyl. ▪ Raccords avec embout cylindrique

403



3045

3050

3045A

Push-on Fittings

Conexión Push-on
Aufsteck-Armaturen
Raccords Push-on

Push-on fittings without spring ▪ Conexión Push-on sin espiral ▪ Aufsteck-Armaturen ohne Feder ▪ Raccords Push-on sans spirale

404



Push-on fittings with nut and spring ▪ Conexión Push-on con muelle ▪ Aufsteck-Armaturen mit Feder ▪ Raccords Push-on avec ressort

407



Adaptors

Adaptador
Adapter
Adaptateurs

Straight adaptors ▪ Adaptadores Rectos ▪ Gerade Adapter ▪ Adaptateurs droits

| 408



Plugs ▪ Taponos ▪ Stopfen ▪ Bouchons

| 410



Elbow forge ▪ Forja en codo ▪ W-Guss-Stück ▪ Forges en coude

| 411



Forge in T ▪ Forja en T ▪ T-Guss-Stück ▪ Forges en T

| 411



Forge in Cross and Y ▪ Forja en Cruz e Y ▪ Kreuz- und Y-Guss-Stück ▪ Forges en Croix et Y

| 412



Squares ▪ Tacos ▪ Blöcke ▪ Nourrices de distribution

| 412



Push-in Pol. - M BSPT tapered / M metric

Auto. Pol.-M BSPT cónico / M métrico

Steckverb. Polyamid - m BSPT kon. / m metr.

Push-in Pol. - M BSPT conique / M métrique



TUBO PIPE	ROSCA THREAD	Referencia Part n°	€
4 mm	1/8"	PC 0401	-
4 mm	1/4"	PC 0402	-
4 mm	M5	PC 04M5	-
6 mm	1/8"	PC 0601	-
6 mm	1/4"	PC 0602	-
6 mm	3/8"	PC 0603	-
8 mm	1/8"	PC 0801	-
8 mm	1/4"	PC 0802	-
8 mm	3/8"	PC 0803	-
8 mm	1/2"	PC 0804	-
10 mm	1/8"	PC 1001	-
10 mm	1/4"	PC 1002	-
10 mm	3/8"	PC 1003	-
10 mm	1/2"	PC 1004	-
12 mm	1/4"	PC 1202	-
12 mm	3/8"	PC 1203	-
12 mm	1/2"	PC 1204	-

Push-in Pol. - elbow banjo M BSPT tapered

Auto. Pol.-codo orientable M BSPT cónico

W-Steckverb. Polyamid - einstellbar m BSPT kon.

Push-in Pol. - coudé ajustable M BSPT conique



TUBO PIPE	ROSCA THREAD	Referencia Part n°	€
4 mm	1/8"	PH 0401	-
6 mm	1/8"	PH 0601	-
6 mm	1/4"	PH 0602	-
8 mm	1/8"	PH 0801	-
8 mm	1/4"	PH 0802	-
8 mm	3/8"	PH 0803	-
10 mm	1/4"	PH 1002	-
10 mm	3/8"	PH 1003	-

Push-in Pol. - elbow adjustable M BSPT tapered

Auto. Pol.-codo giratorio M BSPT cónico

W-Steckverb. Polyamid drehbar m BSPT kon.

Push-in Pol. - coudé tournant M BSPT conique



TUBO PIPE	ROSCA THREAD	Referencia Part n°	€
4 mm	1/8"	PL 0401	-
4 mm	1/4"	PL 0402	-
6 mm	1/8"	PL 0601	-
6 mm	1/4"	PL 0602	-
6 mm	3/8"	PL 0603	-
8 mm	1/8"	PL 0801	-
8 mm	1/4"	PL 0802	-
8 mm	3/8"	PL 0803	-
10 mm	1/4"	PL 1002	-
10 mm	3/8"	PL 1003	-
10 mm	1/2"	PL 1004	-
12 mm	3/8"	PL 1203	-
12 mm	1/2"	PL 1204	-

Push-in Pol. - elbow adjustable extensor M BSPT tapered

Auto. Pol.-codo giratorio prolongado M BSPT cónico

W-Steckverb. Polyamid drehbar verlängert m BSPT kon.

Push-in Pol. - coudé tournant prolongé M BSPT conique



TUBO PIPE	ROSCA THREAD	Referencia Part n°	€
4 mm	1/8"	PLL 0401	-
4 mm	1/4"	PLL 0402	-
6 mm	1/8"	PLL 0601	-
6 mm	1/4"	PLL 0602	-
8 mm	1/8"	PLL 0801	-
8 mm	3/8"	PLL 0803	-
10 mm	1/4"	PLL 1002	-

Push-in Pol. - Tee central adjustable M BSPT tapered

Auto. Pol.-T central giratorio M BSPT cónico

T-Steckverb. Polyamid zentr. m BSPT kon.

Push-in Pol. - T central tournant M BSPT conique



TUBO PIPE	ROSCA THREAD	Referencia Part n°	€
4 mm	1/8"	PT 0401	-
6 mm	1/8"	PT 0601	-
6 mm	1/4"	PT 0602	-
8 mm	1/8"	PT 0801	-
8 mm	1/4"	PT 0802	-
10 mm	1/4"	PT 1002	-
10 mm	3/8"	PT 1003	-
12 mm	3/8"	PT 1203	-
12 mm	1/2"	PT 1204	-

Push-in Pol. - Tee lateral adjustable M BSPT tapered

Auto. Pol.-T lateral giratorio M BSPT cónico

T-Steckverb. Polyamid seitr. m BSPT kon.

Push-in Pol. - T lateral tournant M BSPT conique



TUBO PIPE	ROSCA THREAD	Referencia Part n°	€
4 mm	1/8"	PST 0401	-
6 mm	1/8"	PST 0601	-
6 mm	1/4"	PST 0602	-
8 mm	1/8"	PST 0801	-
8 mm	1/4"	PST 0802	-
10 mm	1/4"	PST 1002	-
10 mm	3/8"	PST 1003	-
12 mm	3/8"	PST 1203	-
12 mm	1/2"	PST 1204	-

Push-in Fittings

Conexión Push-in automático
Einsteck-Armaturen
Raccords Automatiques Push-in

TrAle®

Push-in Pol. - Y central M BSPT tapered/M metric

Auto. Pol.-Y central M BSPT cónico/M métrico

Y-Steckverb. Polyamid zentral - m BSPT kon./ m metr.

Push-in Pol. - Y central M BSPT conique /M métrique



TUBO PIPE	ROSCA THREAD	Referencia Part n°	€
4 mm	1/8"	PWT 0401	-
4 mm	1/4"	PWT 0402	-
4 mm	M5	PWT 04M5	-
6 mm	1/8"	PWT 0601	-
6 mm	1/4"	PWT 0602	-
8 mm	1/8"	PWT 0801	-
8 mm	1/4"	PWT 0802	-
10 mm	1/4"	PWT 1002	-
10 mm	3/8"	PWT 1003	-
12 mm	3/8"	PWT 1203	-
12 mm	1/2"	PWT 1204	-

Push-in Pol.-multiple union M BSPT tapered

Auto. Pol.-múltiple intermedio M BSPT cónico

Mehrfach-Steckverb. Polyamid m BSPT kon.

Push-in Pol.-intermédiaire multiple M BSPTconique



TUBO (LAT) PIPE (LAT)	TUBO (CENT) PIPE (CENT)	ROSCA THREAD	Referencia Part n°	€
6 mm	4 mm	1/8"	PKD 060401	-
8 mm	4 mm	1/4"	PKD 080402	-
8 mm	6 mm	1/4"	PKD 080602	-
10 mm	8 mm	3/8"	PKD 100803	-

Push-in Pol. - elbow speed controller for cylinder M BSPT tapered

Auto. Pol.-codo microrregulador p/cilindro M BSPT cónico

W-Steckverb. Polyamid - Drehzahlregler für Zylinder m BSPT kon.

Push-in Pol. - coudé micro-régulateur M BSPT conique



TUBO PIPE	ROSCA THREAD	Referencia Part n°	€
4 mm	1/8"	SCLT 0401	-
4 mm	1/4"	SCLT 0402	-
6 mm	1/4"	SCLT 0602	-
6 mm	3/8"	SCLT 0603	-
8 mm	1/8"	SCLT 0801	-
8 mm	1/4"	SCLT 0802	-
8 mm	3/8"	SCLT 0803	-
10 mm	1/4"	SCLT 1002	-
10 mm	3/8"	SCLT 1003	-
12 mm	1/4"	SCLT 1202	-

Push-in Pol. - M BSP parallel/M metric w/o'ring

Auto. Pol.-M BSP cilíndrico/M métrico c/junta

Steckverb. Polyamid - m BSP zyl./ m metr.

Push-in Pol. - coude tournant M BSP cylindrique /M métrique avec o'ring



TUBO PIPE	ROSCA THREAD	Referencia Part n°	€
4 mm	1/8"	PCCI 0401	-
4 mm	1/4"	PCCI 0402	-
4 mm	M5	PCCI 04M5	-
6 mm	1/8"	PCCI 0601	-
6 mm	1/4"	PCCI 0602	-
6 mm	3/8"	PCCI 0603	-
8 mm	1/8"	PCCI 0801	-
8 mm	1/4"	PCCI 0802	-
8 mm	3/8"	PCCI 0803	-
10 mm	1/4"	PCCI 1002	-
10 mm	3/8"	PCCI 1003	-
10 mm	1/2"	PCCI 1004	-
12 mm	1/4"	PCCI 1202	-
12 mm	3/8"	PCCI 1203	-
12 mm	1/2"	PCCI 1204	-

Push-in Pol. - F BSP parallel

Auto. Pol.-H BSP cilíndrico

Steckverb. Polyamid - w BSP zyl.

Push-in Pol. - F BSP cylindrique



TUBO PIPE	ROSCA THREAD	Referencia Part n°	€
4 mm	1/8"	PCF 0401	-
6 mm	1/8"	PCF 0601	-
6 mm	1/4"	PCF 0602	-
8 mm	1/8"	PCF 0801	-
8 mm	1/4"	PCF 0802	-
8 mm	3/8"	PCF 0803	-
10 mm	1/4"	PCF 1002	-
12 mm	3/8"	PCF 1203	-

Push-in Pol. - elbow banjo M BSP parallel/M metric w/o'ring

Auto. Pol.-codo orientable M BSP cilíndrico/M métrico c/junta

W-Steckverb. Polyamid - einstellbar m BSP zyl. / m metr.

Push-in Pol. - coudé orientable M BSP cylindrique /M métrique avec o'ring



TUBO PIPE	ROSCA THREAD	Referencia Part n°	€
4 mm	1/8"	PHCI 0401	-
4 mm	M5	PHCI 04M5	-
6 mm	1/8"	PHCI 0601	-
6 mm	1/4"	PHCI 0602	-
8 mm	1/8"	PHCI 0801	-
8 mm	1/4"	PHCI 0802	-
8 mm	3/8"	PHCI 0803	-
10 mm	3/8"	PHCI 1003	-

Push-in Pol. - elbow adjustable M BSP parallel / M metric w / o'ring

Auto. Pol.-codo giratorio M BSP cilíndrico / M métrico c / junta

W-Steckverb. Polyamid drehbar m BSP zyl. / m metr.

Push-in Pol. - coude tournant M BSP cylindrique / M métrique avec o'ring



TUBO PIPE	ROSCA THREAD	Referencia Part n°	€
4 mm	1/8"	PLCI 0401	-
4 mm	1/4"	PLCI 0402	-
4 mm	M5	PLCI 04M5	-
6 mm	1/8"	PLCI 0601	-
6 mm	1/4"	PLCI 0602	-
6 mm	3/8"	PLCI 0603	-
6 mm	M5	PLCI 06M5	-
8 mm	1/8"	PLCI 0801	-
8 mm	1/4"	PLCI 0802	-
8 mm	3/8"	PLCI 0803	-
10 mm	1/4"	PLCI 1002	-
10 mm	3/8"	PLCI 1003	-
10 mm	1/2"	PLCI 1004	-
12 mm	1/4"	PLCI 1202	-
12 mm	3/8"	PLCI 1203	-
12 mm	1/2"	PLCI 1204	-

Push-in Pol. - elbow adjustable metallic body M BSP parallel / M metric w / o'ring

Auto. Pol.-codo giratorio cuerpo metálico M BSP cilíndrico / M métrico c / junta

W-Steckverb. Polyamid drehbar - Metallkörper m BSP zyl. / m metr.

Push-in Pol. - coude tournant corps métallique M BSP cylindrique / M métrique avec o'ring



TUBO PIPE	ROSCA THREAD	Referencia Part n°	€
4 mm	1/8"	50115 4 1/8	-
4 mm	M5	50115 4 M5	-
6 mm	1/8"	50115 6 1/8	-
6 mm	1/4"	50115 6 1/4	-
6 mm	M5	50115 6 M5	-
8 mm	1/8"	50115 8 1/8	-
8 mm	1/4"	50115 8 1/4	-
8 mm	3/8"	50115 8 3/8	-
10 mm	1/4"	50115 10 1/4	-
10 mm	3/8"	50115 10 3/8	-
10 mm	1/2"	50115 10 1/2	-
12 mm	3/8"	50115 12 3/8	-
12 mm	1/2"	50115 12 1/2	-

Push-in Pol. - elbow speed controller for cylinder M BSP parallel / M metric

Auto. Pol.-codo microrregulador p / cilindro M BSP cilíndrico / M métrico

W-Steckverb. Polyamid - Drehzahlregler für Zylinder m BSP m metr.

Push-in Pol. - coude micro-regulateur M BSP cylindrique / M métrique



TUBO PIPE	ROSCA THREAD	Referencia Part n°	€
4 mm	1/8"	SCL 0401	-
4 mm	1/4"	SCL 0402	-
4 mm	M5	SCL 04M5	-
6 mm	1/8"	SCL 0601	-
6 mm	1/4"	SCL 0602	-
6 mm	3/8"	SCL 0603	-
6 mm	M5	SCL 06M5	-
8 mm	1/8"	SCL 0801	-
8 mm	1/4"	SCL 0802	-
8 mm	3/8"	SCL 0803	-
10 mm	1/4"	SCL 1002	-
10 mm	3/8"	SCL 1003	-
12 mm	1/4"	SCL 1202	-
12 mm	3/8"	SCL 1203	-
12 mm	1/2"	SCL 1204	-

Push-in Pol. - Tee central adjustable M BSP parallel w / o'ring

Auto. Pol.-T central giratorio M BSP cilíndrico c / junta

T-Steckverb. Polyamid zentr. m BSP zyl.

Push-in Pol. - T central tournant M BSP cylindrique avec o'ring



TUBO PIPE	ROSCA THREAD	Referencia Part n°	€
4 mm	1/8"	PTCI 0401	-
6 mm	1/8"	PTCI 0601	-
8 mm	1/8"	PTCI 0801	-
8 mm	3/8"	PTCI 0803	-
10 mm	1/4"	PTCI 1002	-
10 mm	3/8"	PTCI 1003	-
12 mm	3/8"	PTCI 1203	-
4 mm	M5	PTCI 04M5	-
6 mm	M5	PTCI 06M5	-

Push-in Pol. - Tee central adjustable metallic body M BSP parallel w / o'ring

Auto. Pol.-T central giratorio cuerpo metálico M BSP cilíndrico c / junta

T-Steckverb. zentr. Polyamid Metallkörper m BSP zyl.

Push-in Pol. - T central tournant corps métallique M BSP cylindrique avec o'ring



TUBO PIPE	ROSCA THREAD	Referencia Part n°	€
4 mm	1/8"	50215 4 1/8	-
4 mm	1/4"	50215 4 1/4	-
6 mm	1/8"	50215 6 1/8	-
6 mm	1/4"	50215 6 1/4	-
8 mm	1/8"	50215 8 1/8	-
8 mm	1/4"	50215 8 1/4	-
10 mm	1/4"	50215 10 1/4	-
10 mm	3/8"	50215 10 3/8	-
12 mm	3/8"	50215 12 3/8	-
12 mm	1/2"	50215 12 1/2	-

Push-in Fittings

Conexión Push-in automático
Einsteck-Armaturen
Raccords Automatiques Push-in

TrAle®

Push-in Pol. - T lateral adjustable M BSP parallel w/o'ring

Auto. Pol.-T lateral giratorio M BSP cilíndrico c/junta

T-Steckverb. Polyamid seitl. m BSP zyl.

Push-in Pol. - T lateral tournant M BSP cilindrique avec o'ring



TUBO PIPE	ROSCA THREAD	Referencia Part n°	€
4 mm	1/8"	PSTCI 0401	-
6 mm	1/8"	PSTCI 0601	-
6 mm	1/4"	PSTCI 0602	-
8 mm	1/8"	PSTCI 0801	-
8 mm	1/4"	PSTCI 0802	-
10 mm	1/4"	PSTCI 1002	-
10 mm	3/8"	PSTCI 1003	-
12 mm	3/8"	PSTCI 1203	-

Push-in Pol. - T lateral adjustable metallic body M BSP parallel w/o'ring

Auto. Pol.-T lateral giratorio cuerpo metálico M BSP cilíndrico c/junta

T-Steckverb. seitl. Polyamid Metallkörper m BSP zyl.

Push-in Pol. - T lateral tournant corps métallique M BSP cilindrique avec o'ring



TUBO PIPE	ROSCA THREAD	Referencia Part n°	€
4 mm	1/8"	50225 4 1/8	-
6 mm	1/8"	50225 6 1/8	-
6 mm	1/4"	50225 6 1/4	-
8 mm	1/8"	50225 8 1/8	-
8 mm	1/4"	50225 8 1/4	-
10 mm	1/4"	50225 10 1/4	-
10 mm	3/8"	50225 10 3/8	-
12 mm	3/8"	50225 12 3/8	-

Push-in Pol.-union

Auto. Pol.-intermedio

Gerade Steckverb. Polyamid

Push-in technopolymère - Union à piquage



TUBO PIPE	TUBO PIPE	Referencia Part n°	€
6 mm	4 mm	PG 0604	-
8 mm	6 mm	PG 0806	-
10 mm	8 mm	PG 1008	-
12 mm	10 mm	PG 1210	-
4 mm	4 mm	PUC 04	-
6 mm	6 mm	PUC 06	-
8 mm	8 mm	PUC 08	-
10 mm	10 mm	PUC 10	-
12 mm	12 mm	PUC 12	-

Push-in Pol.-union metallic body

Auto. Pol.-intermedio cuerpo metálico

Gerade Steckverb. Polyamid Metallkörper

Push-in technopolymère - Piquage corps métallique



TUBO PIPE	Referencia Part n°	€
4 mm	50040 4	-
6 mm	50040 6	-
8 mm	50040 8	-
10 mm	50040 10	-
12 mm	50040 12	-

Push-in Pol.-union bulkhead w/metric nut

Auto. Pol.-intermedio pasatabique tuerca métrica

Gerade Schott-Steckverb. Polyamid metr. Mutter

Push-in technopolymère -Piquage passe-cloison métrique



TUBO PIPE	ROSCA THREAD	Referencia Part n°	€
4 mm	M12x1	PMM 04	-
6 mm	M14x1	PMM 06	-
8 mm	M16x1	PMM 08	-
10 mm	M20x1	PMM 10	-
12 mm	M22x1	PMM 12	-

Push-in Pol.-unidirectional straight speed controller

Auto. Pol.-regulador en línea unidireccional

Steckverb. Polyamid gerade - Drehzahlregler

Push-in technopolymère -Régulateur de débit en ligne unidirectionnel



TUBO PIPE	Referencia Part n°	€
4 mm	SCU 04	-
6 mm	SCU 06	-
8 mm	SCU 08	-
10 mm	SCU 10	-

Push-in Pol.-plug-in reducer

Auto. Pol.-reductor insertable

Gerade Steckverb. reduzierend

Push-in technopolymère - Piquage de réduction



TUBO (INSERT) PIPE (INSERT)	TUBO PIPE	Referencia Part n°	€
6 mm	4 mm	PR 0604	-
8 mm	4 mm	PR 0804	-
8 mm	6 mm	PR 0806	-
10 mm	6 mm	PR 1006	-
10 mm	8 mm	PR 1008	-
12 mm	8 mm	PR 1208	-
12 mm	10 mm	PR 1210	-

Push-in Pol.-plug-in reducer metallic body

Auto. Pol.-reductor insertable cuerpo metálico

Gerade Steckverb. reduzierend Metall Körper

Push-in technopolymère - Piquage de réduction corps métallique



TUBO (INSERT) PIPE (INSERT)	TUBO PIPE	Referencia Part n°	€
6 mm	4 mm	PRM 0604	-
8 mm	4 mm	PRM 0804	-
8 mm	6 mm	PRM 0806	-
10 mm	6 mm	PRM 1006	-
10 mm	8 mm	PRM 1008	-
12 mm	8 mm	PRM 1208	-
12 mm	10 mm	PRM 1210	-

Push-in Pol.-banjo body metallic body

Auto. Pol.-cuerpo orientable metálico

Steckverb. Polyamid - Metallkörper einstellbar

Push-in technopolymère - Corps orientable métallique



TUBO PIPE	ROSCA THREAD	Referencia Part n°	€
4 mm	M5	50500 4 M5	-
4 mm	M6	50500 4 M6	-
4 mm	1/2"	50500 4 1/8	-
6 mm	M5	50500 6 M5	-
6 mm	M6	50500 6 M6	-
6 mm	1/8"	50500 6 1/8	-
6 mm	1/4"	50500 6 1/4	-
8 mm	1/8"	50500 8 1/8	-
8 mm	1/4"	50500 8 1/4	-
8 mm	3/8"	50500 8 3/8	-
10 mm	1/4"	50500 10 1/4	-
10 mm	3/8"	50500 10 3/8	-
12 mm	3/8"	50500 12 3/8	-
12 mm	1/2"	50500 12 1/2	-

Simple banjo bolt M BSP parallel/M metric

Tornillo orientable simple M BSP cilíndrico/M métrico

Einfache Hohlschraube BSP für Ringauge m BSP zyl/M metr

Vis pour banjo simple M BSP cil./ M Métrique



ROSCA THREAD	Referencia Part n°	€
M5	51410 M5	-
M6	51410 M6	-
M12x1.5	51410 M12	-
1/8"	51410 1/8	-
1/4"	51410 1/4	-
3/8"	51410 3/8	-
1/2"	51410 1/2	-

Double banjo bolt M BSP parallel

Tornillo orientable doble M cilíndrico BSP

Doppelte Hohlschraube für Ringauge m BSP zyl

Vis pour banjo double M BSP cil.



ROSCA THREAD	Referencia Part n°	€
1/8"	51420 1/8	-
1/4"	51420 1/4	-
3/8"	51420 3/8	-
1/2"	51420 1/2	-

Push-in Pol.-elbow union

Auto. Pol.-codo intermedio

W-Steckverb. Polyamid, Zwischenstück

Push-in technopolymère - Coude d'union à piquage



TUBO PIPE	Referencia Part n°	€
4 mm	PUL 04	-
6 mm	PUL 06	-
8 mm	PUL 08	-
10 mm	PUL 10	-
12 mm	PUL 12	-

Push-in Pol.-elbow union metallic body

Auto. Pol.-codo intermedio cuerpo metálico

W-Steckverb. Polyamid, Zwischenstück

Push-in technopolymère - Piquage coude corps métallique



TUBO PIPE	Referencia Part n°	€
4 mm	50130 4	-
6 mm	50130 6	-
8 mm	50130 8	-
10 mm	50130 10	-
12 mm	50130 12	-

Push-in Pol.-elbow plug-in

Auto. Pol.-codo insertable

W-Steckverb. einsteckbar

Push-in technopolymère - Coude à piquage lisse



TUBO PIPE	TUBO PIPE	Referencia Part n°	€
4 mm	9 mm	PLJ 04	-
6 mm	8 mm	PLJ 06	-
8 mm	10 mm	PLJ 08	-
10 mm	12 mm	PLJ 10	-
12 mm	14 mm	PLJ 12	-

Push-in Fittings

Conexión Push-in automático
Einsteck-Armaturen
Raccords Automatiques Push-in

TrAle®

Push-in Pol.-Tee union

Auto. Pol.-T intermedio

T-Steckverb., Zwischenstück

Push-in technopolymère - Piquage en Té



TUBO PIPE	Referencia Part n°	€
4 mm	PUT 04	-
6 mm	PUT 06	-
8 mm	PUT 08	-
10 mm	PUT 10	-
12 mm	PUT 12	-

Push-in Pol.-Tee union metallic body

Auto. Pol.-T intermedio cuerpo metálico

T-Steckverb, Zwischenstück. Polyamid Metallkörper

Push-in technopolymère - Té à piquage



TUBO PIPE	Referencia Part n°	€
4 mm	50230 4	-
6 mm	50230 6	-
8 mm	50230 8	-
10 mm	50230 10	-
12 mm	50230 12	-

Push-in Pol.-Y union

Auto. Pol.-Y intermedio

Y-Steckverb. Polyamid, Zwischenstück

Push-in technopolymère - Piquage en Y



TUBO PIPE	Referencia Part n°	€
4 mm	PY 04	-
6 mm	PY 06	-
8 mm	PY 08	-
10 mm	PY 10	-
12 mm	PY 12	-

Push-in Pol.-Y union metallic body

Auto. Pol.-Y intermedio cuerpo metálico

Y-Steckverb. Polyamid Metallkörper, Zwischenstück

Push-in technopolymère - Piquage en Y



TUBO PIPE	Referencia Part n°	€
4 mm	50310 4	-
6 mm	50310 6	-
8 mm	50310 8	-

Push-in Pol.-Y central plug-in

Auto. Pol.-Y central insertable

Y-Steckverb. Polyamid plug-in

Push-in technopolymère -Piquage en Y simple lisse



TUBO (INSERT) PIPE (INSERT)	TUBO PIPE	Referencia Part n°	€
6 mm	4 mm	PWJ 0604	-
8 mm	6 mm	PWJ 0806	-
10 mm	8 mm	PWJ 1008	-
12 mm	10 mm	PWJ 1210	-
4 mm	4 mm	PYJ 04	-
6 mm	6 mm	PYJ 06	-
8 mm	8 mm	PYJ 08	-
10 mm	10 mm	PYJ 10	-
12 mm	12 mm	PYJ 12	-

Push-in Pol.-cross union

Auto. Pol.-cruz intermedio

Kreuz-Steckverb. Polyamid

Push-in technopolymère -Croix à piquage



TUBO PIPE	Referencia Part n°	€
4 mm	PZA 04	-
6 mm	PZA 06	-
8 mm	PZA 08	-
10 mm	PZA 10	-
12 mm	PZA 12	-

Push-in Pol.-Multiple union

Auto. Pol.-múltiple intermedio

Mehrfach-Steckverb. Polyamid

Push-in technopolymère -Piquage multiple



TUBO (LAT) PIPE (LAT)	TUBO PIPE	Referencia Part n°	€
6 mm	4 mm	PKG 0604	-
8 mm	4 mm	PKG 0804	-
10 mm	6 mm	PKG 1006	-
10 mm	8 mm	PKG 1008	-

Plug-in for push-in

Tapón insertable para automático

Verschlussstopfen für Steckverbinder

Piquage bouchon



TUBO PIPE	Referencia Part n°	€
4 mm	TAP 04	-
6 mm	TAP 06	-
8 mm	TAP 08	-
10 mm	TAP 10	-
12 mm	TAP 12	-

Push-in Met.-M BSPT tapered

Auto. Met.-M BSPT cónico

Steckverb. Metall - m BSPT kon.

Push-in métallique - M BSPT conique



TUBO PIPE	ROSCA THREAD	Referencia Part n°	€
4 mm	1/8"	MPC 0401	-
4 mm	1/4"	MPC 0402	-
6 mm	1/8"	MPC 0601	-
6 mm	1/4"	MPC 0602	-
6 mm	3/8"	MPC 0603	-
8 mm	1/8"	MPC 0801	-
8 mm	1/4"	MPC 0802	-
8 mm	3/8"	MPC 0803	-
10 mm	1/8"	MPC 1001	-
10 mm	1/4"	MPC 1002	-
10 mm	3/8"	MPC 1003	-
10 mm	1/2"	MPC 1004	-

Push-in Met.-elbow adjustable M BSPT tapered

Auto. Met.-codo giratorio M BSPT cónico

W-Steckverb. Metall drehbar m BSPT kon.

Push-in métallique - Coude orientable M BSPT conique



TUBO PIPE	ROSCA THREAD	Referencia Part n°	€
4 mm	1/8"	MPL 0401	-
4 mm	1/4"	MPL 0402	-
6 mm	1/8"	MPL 0601	-
6 mm	1/4"	MPL 0602	-
8 mm	1/8"	MPL 0801	-
8 mm	1/4"	MPL 0802	-
8 mm	3/8"	MPL 0803	-
10 mm	1/4"	MPL 1002	-
10 mm	3/8"	MPL 1003	-
10 mm	1/2"	MPL 1004	-

Push-in Met.-M BSP parallel/M metric w/o'ring

Auto. Met.-M BSP cilíndrico/M métrico c/junta

Steckverb. Metall - m BSP zyl. / m metr.

Push-in mét. - Piquage droit mâle BSP cylindrique / M métrique avec o'ring



TUBO PIPE	ROSCA THREAD	Referencia Part n°	€
4 mm	M5	MPCCI 04M5	-
4 mm	1/8"	MPCCI 0401	-
4 mm	1/4"	MPCCI 0402	-
6 mm	1/8"	MPCCI 0601	-
6 mm	1/4"	MPCCI 0602	-
6 mm	3/8"	MPCCI 0603	-
8 mm	1/8"	MPCCI 0801	-
8 mm	1/4"	MPCCI 0802	-
8 mm	3/8"	MPCCI 0803	-
10 mm	1/4"	MPCCI 1002	-
10 mm	3/8"	MPCCI 1003	-
10 mm	1/2"	MPCCI 1004	-
12 mm	1/4"	MPCCI 1202	-
12 mm	3/8"	MPCCI 1203	-
12 mm	1/2"	MPCCI 1204	-

Push-in Met.-F BSP parallel

Auto. Met.-H BSP cilíndrico

Steckverb. Metall - W BSP zyl.

Push-in mét. - Piquage droit femelle BSP cylindrique



TUBO PIPE	ROSCA THREAD	Referencia Part n°	€
4 mm	1/8"	MPCF 0401	-
6 mm	1/8"	MPCF 0601	-
6 mm	1/4"	MPCF 0602	-
8 mm	1/8"	MPCF 0801	-
8 mm	1/4"	MPCF 0802	-
10 mm	1/4"	MPCF 1002	-
12 mm	3/8"	MPCF 1203	-

Push-in Met.-elbow banjo M BSP parallel w/o'ring

Auto. Met.-codo orientable M BSP cilíndrico c/junta

W-Steckverb. Metall einstellbar m BSP zyl.

Push-in mét. - Coude orientable M BSP cylindrique avec o'ring



TUBO PIPE	ROSCA THREAD	Referencia Part n°	€
6 mm	1/8"	MPHCI 0601	-
8 mm	1/4"	MPHCI 0802	-
10 mm	1/4"	MPHCI 1002	-

Push-in Met.-elbow adjustable M BSP parallel/M metric w/o'ring

Auto. Met.-codo giratorio M BSP cilíndrico/M métrico c/junta

W-Steckverb. Metall drehbar m BSP zyl. / m metr.

Push-in mét. - Coude orientable M BSP cylindrique / M métrique avec o'ring



TUBO PIPE	ROSCA THREAD	Referencia Part n°	€
4 mm	M5	MPLCI 04M5	-
4 mm	1/8"	MPLCI 0401	-
4 mm	1/4"	MPLCI 0402	-
6 mm	1/8"	MPLCI 0601	-
6 mm	1/4"	MPLCI 0602	-
6 mm	3/8"	MPLCI 0603	-
8 mm	1/8"	MPLCI 0801	-
8 mm	1/4"	MPLCI 0802	-
8 mm	3/8"	MPLCI 0803	-
10 mm	1/4"	MPLCI 1002	-
10 mm	3/8"	MPLCI 1003	-
12 mm	1/4"	MPLCI 1202	-
12 mm	3/8"	MPLCI 1203	-
12 mm	1/2"	MPLCI 1204	-

Push-in Fittings

Conexión Push-in automático
Einsteck-Armaturen
Raccords Automatiques Push-in

TrAle®

Push-in Met.-elbow speed controller for cylinder M BSP parallel w/o'ring

Auto. Met.-codo microrregulador p/cilindro M BSP cilíndrico c/junta

W-Steckverb. Metall - Drehzahlregler für Zylinder m BSP zyl.

Push-in mét. - Microrégulateur pour vérins cylindrique M BSP cylindrique avec o'ring



TUBO PIPE	ROSCA THREAD	Referencia Part n°	€
4 mm	1/8"	MSCL 0401	-
4 mm	1/4"	MSCL 0402	-
6 mm	1/8"	MSCL 0601	-
6 mm	1/4"	MSCL 0602	-
6 mm	3/8"	MSCL 0603	-
8 mm	1/8"	MSCL 0801	-
8 mm	1/4"	MSCL 0802	-
8 mm	3/8"	MSCL 0803	-
10 mm	1/4"	MSCL 1002	-

Push-in Met.-Tee central adjustable M BSP parallel w/o'ring

Auto. Met.-T central giratorio M BSP cilíndrico c/junta

T-Steckverb. Metall zentral drehbar m BSP zyl.

Push-in mét. - Té à piquage mâle tournant central BSP cylindrique avec o'ring



TUBO PIPE	ROSCA THREAD	Referencia Part n°	€
4 mm	1/8"	MPTCI 0401	-
6 mm	1/8"	MPTCI 0601	-
6 mm	1/4"	MPTCI 0602	-
8 mm	1/8"	MPTCI 0801	-
8 mm	1/4"	MPTCI 0802	-
8 mm	3/8"	MPTCI 0803	-
10 mm	1/4"	MPTCI 1002	-
10 mm	3/8"	MPTCI 1003	-
12 mm	3/8"	MPTCI 1203	-

Push-in Met.-Tee lateral adjustable M BSP parallel w/o'ring

Auto. Met.-T lateral giratorio M BSP cilíndrico c/junta

T-Steckverb. Metall seitl. drehbar m BSP zyl.

Push-in mét. - Té à piquage mâle tournant latéral BSP cylindrique avec o'ring



TUBO PIPE	ROSCA THREAD	Referencia Part n°	€
4 mm	1/8"	MPSTCI 0401	-
4 mm	1/4"	MPSTCI 0402	-
6 mm	1/8"	MPSTCI 0601	-
6 mm	1/4"	MPSTCI 0602	-
6 mm	3/8"	MPSTCI 0603	-
8 mm	1/8"	MPSTCI 0801	-
8 mm	1/4"	MPSTCI 0802	-
8 mm	3/8"	MPSTCI 0803	-
10 mm	1/4"	MPSTCI 1002	-

Push-in Met.-union

Auto. Met.-intermedio

Gerade Steckverb. Metall

Push-in métallique - Union à piquage



TUBO PIPE	Referencia Part n°	€
4 mm	MPUC 04	-
6 mm	MPUC 06	-
8 mm	MPUC 08	-
10 mm	MPUC 10	-
12 mm	MPUC 12	-

Push-in Met.-union bulkhead w/metric nut

Auto. Met.-intermedio pasatabique tuerca métrica

Gerade Schott-Steckverb. Metall / metr. Mutter

Push-in métallique - Piquage passe-cloison cylindrique



TUBO PIPE	ROSCA THREAD	Referencia Part n°	€
4 mm	M12X1	MPMM 04	-
6 mm	M14X1	MPMM 06	-
8 mm	M16X1	MPMM 08	-
10 mm	M20X1	MPMM 10	-
12 mm	M22X1	MPMM 12	-

Push-in Met.-elbow union

Auto. Met.-codo intermedio

W-Steckverb. Metall, Zwischenstück

Push-in technopolymère - Union à piquage



TUBO PIPE	Referencia Part n°	€
4 mm	MPUL 04	-
6 mm	MPUL 06	-
8 mm	MPUL 08	-
10 mm	MPUL 10	-

Push-in Met.-Tee union

Auto. Met.-T intermedio

T-Steckverb. Metall

Push-in métallique - Piquage en Té intermédiaire



TUBO PIPE	Referencia Part n°	€
4 mm	MPUT 04	-
6 mm	MPUT 06	-
8 mm	MPUT 08	-
10 mm	MPUT 10	-
12 mm	MPUT 12	-

Push-in Met.-Y union

Auto. Met.-Y intermedio

Y-Steckverb. Metall

Push-in métallique - Piquage en Y



TUBO PIPE	Referencia Part n°	€
4 mm	MPY 04	-
6 mm	MPY 06	-
8 mm	MPY 08	-
10 mm	MPY 10	-
12 mm	MPY 12	-

Plug-in for Push-in

Tapón insertable para automático

Verschlussstopfen für Steckverbinder

Piquage bouchon



TUBO PIPE	Referencia Part n°	€
4 mm	TAP 04	-
6 mm	TAP 06	-
8 mm	TAP 08	-
10 mm	TAP 10	-
12 mm	TAP 12	-

Plug-in for Push-in M BSP

Insertable para automático cuerpo metálico M BSP

Metall-Einsteckadapter m BSP

Insertable pour adaptateur M BSP cylindrique corps métallique



TUBO PIPE	ROSCA THREAD	Referencia Part n°	€
4 mm	1/8"	50600 4 1/8	-
6 mm	1/8"	50600 6 1/8	-
6 mm	1/4"	50600 6 1/4	-
8 mm	1/8"	50600 8 1/8	-
8 mm	1/4"	50600 8 1/4	-
8 mm	3/8"	50600 8 3/8	-
10 mm	1/4"	50600 10 1/4	-
10 mm	3/8"	50600 10 3/8	-
12 mm	1/4"	50600 12 1/4	-
12 mm	3/8"	50600 12 3/8	-

Push-in Fittings

Conexión Push-in automático
Einsteck-Armaturen
Raccords Automatiques Push-in



TrAle®

Push-in stainless steel-M BSPT tapered

Auto. Inox.-M BSPT cónico

Einsteck-Edelstahl-M BSPT konisch

Push-in en acier inoxydable-M BSPT conique



TUBO PIPE	ROSCA THREAD	Referencia Part n°	€
6mm	1/8"	ZPC 0601	-
6mm	1/4"	ZPC 0602	-
8mm	1/8"	ZPC 0801	-
8mm	1/4"	ZPC 0802	-
8mm	3/8"	ZPC 0803	-

Push-in stainless steel-union

Auto. Inox.-intermedio

Steckverschraubung aus Edelstahl

Raccord enfichable en acier inoxydable



TUBO PIPE	Referencia Part n°	€
6mm	ZPUC 06	-
8mm	ZPUC 08	-
10mm	ZPUC 10	-

Push-in stainless steel-Tee unión

Auto. Inox.-T intermedio

Steckbarer Edelstahl-T-Stück

Té union en acier inoxydable enfichable



TUBO PIPE	Referencia Part n°	€
6mm	ZPUT 06	-
8mm	ZPUT 08	-
10mm	ZPUT 10	-

Push-in stainless steel-elbow adjustable M BSPT tapered

Auto. Inox.-codo giratorio M BSPT cónico

Einsteck-Edelstahl-Winkelstück einstellbar M BSPT konisch

Coude réglable en acier inoxydable M BSPT conique



TUBO PIPE	ROSCA THREAD	Referencia Part n°	€
6mm	1/8"	ZPL 0601	-
6mm	1/4"	ZPL 0602	-
8mm	1/8"	ZPL 0801	-
8mm	1/4"	ZPL 0802	-
8mm	3/8"	ZPL 0803	-

Push-in stainless steel-M BSP

Auto. Pol.-M BSP cilíndrico

Einsteck-Edelstahl-M BSP

Push-in en acier inoxydable-M BSP



TUBO PIPE	ROSCA THREAD	Referencia Part n°	€
6mm	1/8"	ZPCCI 0601	-
6mm	1/4"	ZPCCI 0602	-
8mm	1/8"	ZPCCI 0801	-
8mm	1/4"	ZPCCI 0802	-
8mm	3/8"	ZPCCI 0803	-

Push-in stainless steel-elbow adjustable M BSP w/o ring

Auto. Inox.-codo giratorio M BSP cilíndrico c/junta

Push-in Edelstahl-Winkelstück verstellbar M BSP mit O-Ring

Coude réglable en acier inoxydable M BSP sans joint torique



TUBO PIPE	ROSCA THREAD	Referencia Part n°	€
6mm	1/8"	ZPLCI 0601	-
6mm	1/4"	ZPLCI 0602	-
8mm	1/8"	ZPLCI 0801	-
8mm	1/4"	ZPLCI 0802	-
8mm	3/8"	ZPLCI 0803	-

Hose tail-M BSPT tapered

Conexión con espiga
Armatur mit Stutzen
Raccords avec embout

Hose tail-M BSPT tapered

Espiga-M BSPT cónico

Stutzen m BSPT kon.

Douille mâle BSPT conique



TUBO PIPE	ROSCA THREAD	Referencia Part n°	€
6 mm	1/8"	3040 6 1/8	-
6 mm	1/4"	3040 6 1/4	-
7 mm	1/8"	3040 7 1/8	-
7 mm	1/4"	3040 7 1/4	-
8 mm	1/8"	3040 8 1/8	-
8 mm	1/4"	3040 8 1/4	-
9 mm	1/8"	3040 9 1/8	-
9 mm	1/4"	3040 9 1/4	-
9 mm	3/8"	3040 9 3/8	-
9 mm	1/2"	3040 9 1/2	-
10 mm	1/4"	3040 10 1/4	-
10 mm	3/8"	3040 10 3/8	-
10 mm	1/2"	3040 10 1/2	-
12 mm	1/4"	3040 12 1/4	-
12 mm	3/8"	3040 12 3/8	-
12 mm	1/2"	3040 12 1/2	-
14 mm	3/8"	3040 14 3/8	-
16 mm	3/8"	3040 16 3/8	-
14 mm	1/2"	3040 14 1/2	-
16 mm	1/2"	3040 16 1/2	-

Doble hose tail connector

Espiga doble

Doppelschlauchstutzen-Anschluss

Douille double jonction



TUBO PIPE	Referencia Part n°	€
6 mm	3055 6	-
8 mm	3055 8	-
10 mm	3055 10	-

Hose tail-M BSP parallel w.o-ring

Espiga-M BSP cilíndrico C/J

Stutzen m BSP zyl.

Douille mâle BSP cylindrique avec joint



TUBO PIPE	ROSCA THREAD	Referencia Part n°	€
7 mm	1/8"	3045 7 1/8	-
7 mm	1/4"	3045 7 1/4	-
8 mm	1/8"	3045 8 1/8	-
9 mm	1/8"	3045 9 1/8	-
9 mm	1/4"	3045 9 1/4	-
9 mm	3/8"	3045 9 3/8	-
12 mm	1/4"	3045 12 1/4	-
12 mm	3/8"	3045 12 3/8	-
12 mm	1/2"	3045 12 1/2	-

Hose tail-F BSP parallel

Espiga-H BSP cilíndrico

Stutzen w BSP zyl.

Douille femelle BSP cylindrique



TUBO PIPE	ROSCA THREAD	Referencia Part n°	€
6 mm	1/8"	3050 6 1/8	-
7 mm	1/8"	3050 7 1/8	-
7 mm	1/4"	3050 7 1/4	-
8 mm	1/4"	3050 8 1/4	-
9 mm	1/4"	3050 9 1/4	-
9 mm	3/8"	3050 9 3/8	-
10 mm	3/8"	3050 10 3/8	-
12 mm	3/8"	3050 12 3/8	-
12 mm	1/2"	3050 12 1/2	-

Hose tail-M BSP parallel without o'ring

Espiga-M BSP cilíndrico sin junta

Stutzen m BSP zyl. ohne O-Ring

Douille mâle BSP cylindrique sans joint



TUBO PIPE	ROSCA THREAD	Referencia Part n°	€
9 mm	3/8"	3045A 9 3/8	-
12 mm	1/4"	3045A 12 1/4	-
12 mm	1/2"	3045A 12 1/2	-

Until end of stock / Hasta fin de existencias / Bis zum Ende des Lagerbestandes / Jusqu'à la fin du stock

Push-on Fittings

Conexión Push-on
Aufsteck-Armaturen
Raccords Push-on

Push-on-M BSPT tapered

Push-on-M BSPT cónico

T-Steckverschraubung m BSPT kon.

Raccord droit mâle conique



TUBO PIPE	ROSCA THREAD	Referencia Part n°	€
4/2.7 mm	1/8"	1000 4/2.7 1/8	-
6/4 mm	1/8"	1000 6/4 1/8	-
6/4 mm	1/4"	1000 6/4 1/4	-
6/4 mm	3/8"	1000 6/4 3/8	-
8/6 mm	1/8"	1000 8/6 1/8	-
8/6 mm	1/4"	1000 8/6 1/4	-
8/6 mm	3/8"	1000 8/6 3/8	-
8/6 mm	1/2"	1000 8/6 1/2	-
10/8 mm	1/4"	1000 10/8 1/4	-
10/8 mm	3/8"	1000 10/8 3/8	-
10/8 mm	1/2"	1000 10/8 1/2	-
12/10 mm	3/8"	1000 12/10 3/8	-
12/10 mm	1/2"	1000 12/10 1/2	-

Push-on-adjustable M BSPT tapered

Push-on-giratorio M BSPT cónico

Schwenk-Steckverschraubung m BSPT kon.

Raccord droit mâle tournant conique



TUBO PIPE	ROSCA THREAD	Referencia Part n°	€
6/4 mm	1/8"	1010 6/4 1/8	-
6/4 mm	1/4"	1010 6/4 1/4	-
8/6 mm	1/8"	1010 8/6 1/8	-
8/6 mm	1/4"	1010 8/6 1/4	-
10/8 mm	1/4"	1010 10/8 1/4	-
12/10 mm	3/8"	1010 12/10 3/8	-

Push-on-elbow M BSPT tapered

Push-on-codo M BSPT cónico

W-Steckverschraubung m BSPT kon.

Raccord coudé mâle conique



TUBO PIPE	ROSCA THREAD	Referencia Part n°	€
4/2.7 mm	1/8"	1100 4/2.7 1/8	-
6/4 mm	1/8"	1100 6/4 1/8	-
6/4 mm	1/4"	1100 6/4 1/4	-
6/4 mm	3/8"	1100 6/4 3/8	-
8/6 mm	1/8"	1100 8/6 1/8	-
8/6 mm	1/4"	1100 8/6 1/4	-
8/6 mm	3/8"	1100 8/6 3/8	-
8/6 mm	1/2"	1100 8/6 1/2	-
10/8 mm	1/4"	1100 10/8 1/4	-
10/8 mm	3/8"	1100 10/8 3/8	-
10/8 mm	1/2"	1100 10/8 1/2	-
12/10 mm	3/8"	1100 12/10 3/8	-
12/10 mm	1/2"	1100 12/10 1/2	-

Push-on-elbow adjustable M BSPT tapered

Push-on-codo giratorio M BSPT cónico

W-Schwenk-Steckverschr. M BSPT kon.

Raccord coudé tournant mâle conique



TUBO PIPE	ROSCA THREAD	Referencia Part n°	€
4/2.7 mm	1/8"	1110 4/2.7 1/8	-
6/4 mm	1/8"	1110 6/4 1/8	-
6/4 mm	1/4"	1110 6/4 1/4	-
8/6 mm	1/8"	1110 8/6 1/8	-
8/6 mm	1/4"	1110 8/6 1/4	-
10/8 mm	1/4"	1110 10/8 1/4	-

Push-on-Tee central adjustable M BSPT tapered

Push-on-T central giratorio M BSPT cónico

T-Steckverschraubung zentr. einstellbar m BSPT kon.

Raccord en té avec tournant mâle central



TUBO PIPE	ROSCA THREAD	Referencia Part n°	€
6/4 mm	1/8"	1210 6/4 1/8	-
6/4 mm	1/4"	1210 6/4 1/4	-
8/6 mm	1/8"	1210 8/6 1/8	-
8/6 mm	1/4"	1210 8/6 1/4	-
10/8 mm	1/4"	1210 10/8 1/4	-

Push-on-Tee lateral M BSPT tapered

Push-on-T lateral M BSPT cónico

T-Steckverschraubung seitr. m BSPT kon.

Raccord en té avec mâle conique latéral



TUBO PIPE	ROSCA THREAD	Referencia Part n°	€
6/4 mm	1/8"	1220 6/4 1/8	-
6/4 mm	1/4"	1220 6/4 1/4	-
8/6 mm	1/8"	1220 8/6 1/8	-
8/6 mm	1/4"	1220 8/6 1/4	-
10/8 mm	1/4"	1220 10/8 1/4	-
10/8 mm	3/8"	1220 10/8 3/8	-
12/10 mm	3/8"	1220 12/10 3/8	-

Push-on Fittings

Conexión Push-on
Aufsteck-Armaturen
Raccords Push-on

Push-on-M BSP/M metric w/o'ring parallel

Push-on-M BSP cilíndrico/M métrico c/junta

Steckverschraubung m BSP/ metr. mit O-Ring

Raccord droit mâle cylindrique avec o'ring



TUBO PIPE	ROSCA THREAD	Referencia Part n°	€
4/2.7 mm	1/8"	1020 4/2.7 1/8	-
6/4 mm	1/8"	1020 6/4 1/8	-
6/4 mm	1/4"	1020 6/4 1/4	-
6/4 mm	3/8"	1020 6/4 3/8	-
6/4 mm	1/2"	1020 6/4 1/2	-
8/6 mm	1/8"	1020 8/6 1/8	-
8/6 mm	1/4"	1020 8/6 1/4	-
8/6 mm	3/8"	1020 8/6 3/8	-
10/8 mm	1/4"	1020 10/8 1/4	-
10/8 mm	3/8"	1020 10/8 3/8	-
10/8 mm	1/2"	1020 10/8 1/2	-
12/10 mm	3/8"	1020 12/10 3/8	-
12/10 mm	1/2"	1020 12/10 1/2	-
6/4 mm	M5	1021 6/4 M5	-
6/4 mm	M6	1021 6/4 M6	-

Push-on-F BSP parallel

Push-on-H BSP cilíndrico

Steckverschraubung w BSP zyl.

Raccord droit femelle



TUBO PIPE	ROSCA THREAD	Referencia Part n°	€
6/4 mm	1/8"	1030 6/4 1/8	-
6/4 mm	1/4"	1030 6/4 1/4	-
6/4 mm	3/8"	1030 6/4 3/8	-
8/6 mm	1/8"	1030 8/6 1/8	-
8/6 mm	1/4"	1030 8/6 1/4	-
8/6 mm	3/8"	1030 8/6 3/8	-
8/6 mm	1/2"	1030 8/6 1/2	-
10/8 mm	1/4"	1030 10/8 1/4	-
10/8 mm	3/8"	1030 10/8 3/8	-
10/8 mm	1/2"	1030 10/8 1/2	-
12/10 mm	3/8"	1030 12/10 3/8	-

Push-on-elbow adjustable M BSP parallel w/o'ring

Push-on-codo giratorio M BSP cilíndrico c/junta

W-Schwenk-Steckversch. M BSP zyl.

Raccord coudé tournant mâle cylindrique avec o'ring



TUBO PIPE	ROSCA THREAD	Referencia Part n°	€
4/2.7 mm	1/8"	1115 4/2.7 1/8	-
6/4 mm	1/4"	1115 6/4 1/4	-
8/6 mm	1/8"	1115 8/6 1/8	-
8/6 mm	1/4"	1115 8/6 1/4	-
10/8 mm	1/4"	1115 10/8 1/4	-

Push-on-elbow F BSP parallel

Push-on-codo H BSP cilíndrico

W-Steckverschraubung w BSP zyl.

Raccord coudé femelle



TUBO PIPE	ROSCA THREAD	Referencia Part n°	€
6/4 mm	1/8"	1120 6/4 1/8	-
6/4 mm	1/4"	1120 6/4 1/4	-
8/6 mm	1/8"	1120 8/6 1/8	-
8/6 mm	1/4"	1120 8/6 1/4	-
10/8 mm	1/4"	1120 10/8 1/4	-
10/8 mm	3/8"	1120 10/8 3/8	-

Push-on-Tee central adjustable M BSP parallel w/o'ring

Push-on-T central giratorio M BSP cilíndrico c/junta

T-Steckverschraubung zentr. einstellbar m BSP zyl.

Raccord en té avec tournant mâle central avec o'ring



TUBO PIPE	ROSCA THREAD	Referencia Part n°	€
6/4 mm	1/8"	1215 6/4 1/8	-
6/4 mm	1/4"	1215 6/4 1/4	-
8/6 mm	1/8"	1215 8/6 1/8	-
8/6 mm	1/4"	1215 8/6 1/4	-
10/8 mm	1/4"	1215 10/8 1/4	-

Nut for Push-on metric thread

Tuerca para push-on rosca métrica

Push-On-Mutter metr. Gewinde

Vis de fixation



TUBO PIPE	ROSCA THREAD	Referencia Part n°	€
4/2.7 mm	M6X0,5	1700 4/2.7	-
6/4 mm	M10X1	1700 6/4	-
8/6 mm	M12x1	1700 8/6	-
10/8 mm	M14X1	1700 10/8	-
12/10 mm	M16X1	1700 12/10	-

Push-on-Union

Push-on-intermedio

Steckverbinder

Raccord intermédiaire



TUBO PIPE	Referencia Part n°	€	
4/2.7 mm	4/2.7 mm	1040 4/2.7	-
6/4 mm	6/4 mm	1040 6/4	-
8/6 mm	6/4 mm	1040 8/6 6/4	-
8/6 mm	8/6 mm	1040 8/6	-
10/8 mm	6/4 mm	1040 10/8 6/4	-
10/8 mm	8/6 mm	1040 10/8 8/6	-
10/8 mm	10/8 mm	1040 10/8	-
12/10 mm	12/10 mm	1040 12/10	-

Push-on Fittings

Conexión Push-on

Aufsteck-Armaturen

Raccords Push-on

Push-on-Union bulkhead w/metric nut

Push-on-intermedio pasatabique c/tuerca métrica

Schott-Steckverbinder w/ metr. Mutter

Raccord passe-cloison



TUBO PIPE	ROSCA THREAD	Referencia Part n°	€
4/2.7 mm	4/2.7 mm	M6x0,5 1050 4/2.7	-
6/4 mm	6/4 mm	M10x1 1050 6/4	-
8/6 mm	6/4 mm	M12x1 1050 8/6X6/4	-
8/6 mm	8/6 mm	M12x1 1050 8/6	-
10/8 mm	6/4 mm	M14x1 1050 10/8X6/4	-
10/8 mm	8/6 mm	M14x1 1050 10/8X8/6	-
10/8 mm	10/8 mm	M14x1 1050 10/8	-
12/10 mm	12/10 mm	M16x1 1050 12/10	-

Push-on-Banjo body

Push-on-cuerpo orientable

Kreuz-Steckverschraubung - Körper einstellbar

Banjo simple



TUBO PIPE	ROSCA THREAD	Referencia Part n°	€
4/2.7 mm	1/8"	1500 4/2.7 1/8	-
6/4 mm	1/8"	1500 6/4 1/8	-
6/4 mm	1/4"	1500 6/4 1/4	-
6/4 mm	3/8"	1500 6/4 3/8	-
6/4 mm	M6	1500 6/4 M6	-
8/6 mm	1/8"	1500 8/6 1/8	-
8/6 mm	1/4"	1500 8/6 1/4	-
8/6 mm	3/8"	1500 8/6 3/8	-
8/6 mm	1/2"	1500 8/6 1/2	-
10/8 mm	1/8"	1500 10/8 1/8	-
10/8 mm	1/4"	1500 10/8 1/4	-
10/8 mm	3/8"	1500 10/8 3/8	-
10/8 mm	1/2"	1500 10/8 1/2	-
12/10 mm	3/8"	1500 12/10 3/8	-
12/10 mm	1/2"	1500 12/10 1/2	-

Dual Push-on-Banjo body

Push-on doble-Cuerpo orientable

Doppel-Steckverschraubung - Körper einstellbar

Banjo double



TUBO PIPE	ROSCA THREAD	Referencia Part n°	€
4/2.7 mm	1/8"	1510 4/2.7 1/8	-
6/4 mm	1/8"	1510 6/4 1/8	-
6/4 mm	1/4"	1510 6/4 1/4	-
6/4 mm	3/8"	1510 6/4 3/8	-
8/6 mm	1/8"	1510 8/6 1/8	-
8/6 mm	1/4"	1510 8/6 1/4	-
8/6 mm	3/8"	1510 8/6 3/8	-
8/6 mm	1/2"	1510 8/6 1/2	-
10/8 mm	1/8"	1510 10/8 1/8	-
10/8 mm	1/4"	1510 10/8 1/4	-
10/8 mm	3/8"	1510 10/8 3/8	-
10/8 mm	1/2"	1510 10/8 1/2	-
12/10 mm	3/8"	1510 12/10 3/8	-
12/10 mm	1/2"	1510 12/10 1/2	-

Simple banjo bolt M BSP parallel/M metric

Tornillo orientable simple M BSP cilíndrico/M métrico

Einfache Hohlschraube BSP für Ringauge m BSP zyl/M metr

Vis pour banjo simple



ROSCA THREAD	Referencia Part n°	€
M5	51410 M5	-
M6	51410 M6	-
M12x1.5	51410 M12	-
1/8"	51410 1/8	-
1/4"	51410 1/4	-
3/8"	51410 3/8	-
1/2"	51410 1/2	-

Double banjo bolt M BSP parallel

Tornillo orientable doble M BSP cilíndrico

Doppelte Hohlschraube für Ringauge m BSP zyl

Vis pour banjo double



ROSCA THREAD	Referencia Part n°	€
1/8"	51420 1/8	-
1/4"	51420 1/4	-
3/8"	51420 3/8	-
1/2"	51420 1/2	-

Push-on-elbow union

Push-on-codo intermedio

W-Steckverbinder, Zwischenstück

Raccord coudé intermédiaire



TUBO PIPE	Referencia Part n°	€
4/2.7 mm	4/2.7 mm 1130 4/2.7	-
6/4 mm	6/4 mm 1130 6/4	-
8/6 mm	6/4 mm 1130 8/6 6/4	-
8/6 mm	8/6 mm 1130 8/6	-
10/8 mm	10/8 mm 1130 10/8	-
12/10 mm	12/10 mm 1130 12/10	-

Push-on-Tee union

Push-on-T intermedio

T-Steckverbinder

Raccord en té intermédiaire



TUBO PIPE	Referencia Part n°	€
4/2.7 mm	1230 4/2.7	-
6/4 mm	1230 6/4	-
8/6 mm	1230 8/6	-
10/8 mm	1230 10/8	-
12/10 mm	1230 12/10	-

Push-on Fittings

Conexión Push-on
Aufsteck-Armaturen
Raccords Push-on

Push-on-cross union

Push-on-cruz intermedio

Kreuz-Steck-Mittelstück

Raccord en croix intermédiaire



TUBO PIPE	Referencia Part n°	€
6/4 mm	1300 6/4	-
8/6 mm	1300 8/6	-
10/8 mm	1300 10/8	-
12/10 mm	1300 12/10	-

Push-on w/nut+spring-M BSPT tapered

Push-on c/muelle-M BSPT cónico

Steckarmatur mit Feder - m BSPT kon.

Raccord droit mâle conique avec ressort



TUBO PIPE	ROSCA THREAD	Referencia Part n°	€
6/4 mm	1/8"	1025 6/4 1/8	-
6/4 mm	1/4"	1025 6/4 1/4	-
8/6 mm	1/8"	1025 8/6 1/8	-
8/6 mm	1/4"	1025 8/6 1/4	-
8/6 mm	3/8"	1025 8/6 3/8	-
8/6 mm	1/2"	1025 8/6 1/2	-
10/8 mm	1/8"	1025 10/8 1/8	-
10/8 mm	1/4"	1025 10/8 1/4	-
10/8 mm	3/8"	1025 10/8 3/8	-
10/8 mm	1/2"	1025 10/8 1/2	-
12/10 mm	3/8"	1025 12/10 3/8	-
12/10 mm	1/2"	1025 12/10 1/2	-

Push-on w/nut+spring-M BSP w/o'ring parallel

Push-on c/muelle-M BSP cilíndrico c/junta

Steckarmatur mit Feder - m BSP zyl. Mit O-Ring

Raccord droit mâle cylindrique avec ressort



TUBO PIPE	ROSCA THREAD	Referencia Part n°	€
6/4 mm	1/8"	1028 6/4 1/8	-
6/4 mm	1/4"	1028 6/4 1/4	-
6/4 mm	3/8"	1028 6/4 3/8	-
6/4 mm	1/2"	1028 6/4 1/2	-
8/6 mm	1/8"	1028 8/6 1/8	-
8/6 mm	1/4"	1028 8/6 1/4	-
8/6 mm	3/8"	1028 8/6 3/8	-
8/6 mm	1/2"	1028 8/6 1/2	-
10/8 mm	1/4"	1028 10/8 1/4	-
10/8 mm	3/8"	1028 10/8 3/8	-
10/8 mm	1/2"	1028 10/8 1/2	-
12/10 mm	3/8"	1028 12/10 3/8	-
12/10 mm	1/2"	1028 12/10 1/2	-

Push-on w/nut+spring-adjustable M BSP w/o'ring parallel

Push-on c/muelle-giratorio M BSP cilíndrico c/junta

Steckarmatur mit Feder - schwenkbar m BSP zyl. mit O-Ring

Raccord droit tournant mâle cylindrique avec ressort



TUBO PIPE	ROSCA THREAD	Referencia Part n°	€
6/4 mm	1/8"	1027 6/4 1/8	-
6/4 mm	1/4"	1027 6/4 1/4	-
8/6 mm	1/4"	1027 8/6 1/8	-
8/6 mm	1/4"	1027 8/6 1/4	-
10/8 mm	1/4"	1027 10/8 1/4	-
12/10 mm	3/8"	1027 12/10 3/8	-

Push-on w/nut+spring-F BSP parallel

Push-on c/muelle-H BSP cilíndrico

Steckarmatur mit Feder - w BSP zyl.

Raccord droit femelle avec ressort



TUBO PIPE	ROSCA THREAD	Referencia Part n°	€
6/4 mm	1/8"	1035 6/4 1/8	-
6/4 mm	1/4"	1035 6/4 1/4	-
6/4 mm	3/8"	1035 6/4 3/8	-
8/6 mm	1/8"	1035 8/6 1/8	-
8/6 mm	1/4"	1035 8/6 1/4	-
8/6 mm	3/8"	1035 8/6 3/8	-
8/6 mm	1/2"	1035 8/6 1/2	-
10/8 mm	1/4"	1035 10/8 1/4	-
10/8 mm	3/8"	1035 10/8 3/8	-
10/8 mm	1/2"	1035 10/8 1/2	-
12/10 mm	3/8"	1035 12/10 3/8	-

Push-on w/nut+spring-fixing nut F Métrica parallel

Push-on c/muelle-Tuerca de fijación métrica

Steckarmatur mit Feder - w metr. Fest

Vis de fixation avec ressort



TUBO PIPE	ROSCA THREAD	Referencia Part n°	€
6/4 mm	M10x1	1710 6/4	-
8/6 mm	M12x1	1710 8/6	-
10/8 mm	M14x1	1710 10/8	-
12/10 mm	M16x1	1710 12/10	-

Adaptors

Adaptador
Adapter
Adaptateurs

Adaptor M BSPT tapered

Adaptador M BSPT cónico

Doppelnippel BSPT kon.

Adapteur mâle BSPT conique



ROSCA THREAD	Referencia Part n°	€
1/8"	2000 1/8	-
1/4"	2000 1/4	-
3/8"	2000 3/8	-
1/2"	2000 1/2	-
3/4"	2000 3/4	-
1"	2000 1	-

Reducer M BSPT tapered-F BSP parallel

Tapón reductor M BSPT cónico-H BSP cilíndrica

Reduziernippel m BSP kon - w BSP zyl.

Bouchon reducteur mâle BSPT conique- femelle BSP
cilindrique



ROSCA (M) THREAD (M)	ROSCA (H) THREAD (F)	Referencia Part n°	€
1/4"	1/8"	2080 1/4 1/8	-
3/8"	1/8"	2080 3/8 1/8	-
3/8"	1/4"	2080 3/8 1/4	-
1/2"	1/4"	2080 1/2 1/4	-
1/2"	1/4"	2080 1/2 1/4	-
1/2"	3/8"	2080 1/2 3/8	-
3/4"	3/8"	2080 3/4 3/8	-
3/4"	1/2"	2080 3/4 1/2	-
1"	1/2"	2080 1 1/2	-

Reducer M BSPT tapered

Reductor M BSPT cónico

Reduziernippel BSPT kon.

Réducteur mâle BSPT conique



ROSCA THREAD	Referencia Part n°	€	
1/8"	1/4"	2020 1/8-1/4	-
1/8"	3/8"	2020 1/8 3/8	-
1/8"	1/2"	2020 1/8 1/2	-
1/4"	1/2"	2020 1/4 1/2	-
1/4"	3/8"	2020 1/4-3/8	-
3/8"	1/2"	2020 3/8-1/2	-
1/2"	3/4"	2020 1/2 3/4	-

Extensor M BSPT tapered - F BSP parallel

Prolongador M BSPT cónico - H BSP cilíndrico

Adapter m BSPT kon. - w BSP zyl.

Prolongateur mâle BSPT conique - femelle BSP
cilindrique



ROSCA (M) THREAD (M)	ROSCA (H) THREAD (F)	Referencia Part n°	€
1/8"	1/8"	2040 1/8 1/8	-
1/8"	1/4"	2040 1/8 1/4	-
1/8"	3/8"	2040 1/8 3/8	-
1/4"	1/4"	2040 1/4 1/4	-
1/4"	3/8"	2040 1/4 3/8	-
1/4"	1/2"	2040 1/4 1/2	-
3/8"	3/8"	2040 3/8 3/8	-
3/8"	1/2"	2040 3/8 1/2	-
1/2"	3/8"	2040 1/2 3/8	-
1/2"	1/2"	2040 1/2 1/2	-
1/2"	3/4"	2040 1/2 3/4	-

Extensor bulkhead w/metric M - F BSP parallel/metric

Prolongador pasatabique rosca M métrico-H BSP
cilíndrica/métrica

Schottadapter metr. Gewinde M - w BSP zyl./metr.

Prolongateur passe-cloison filetage métrique Mâle.-
Fem. BSP cilindrique/métrique



ROSCA THREAD	Referencia Part n°	€	
M10x1	M5	3060 M5	-
M16x1,5	1/8"	3060 1/8	-
M14x1,5	1/8"	3060 1/8 M14	-
M20x1,5	1/4"	3060 1/4	-
M26x1,5	3/8"	3060 3/8	-
M28x15	1/2"	3060 1/2	-

Adaptor M BSP parallel

Adaptador M BSP cilíndrico

Doppelnippel BSP zyl.

Adapteur mâle BSP cylindrique



ROSCA THREAD	Referencia Part n°	€
1/8"	2010 1/8	-
1/4"	2010 1/4	-
3/8"	2010 3/8	-
1/2"	2010 1/2	-
3/4"	2010 3/4	-
1"	2010 1	-

Adaptors

Adaptador
Adapter
Adaptateurs

Reducer M BSP parallel / M metric

Reductor M métrico/M BSP cilíndrico

Reduzierstück m metr. - m BSP zyl.

Réducteur mâle métrique-mâle BSP cylindrique



ROSCA THREAD		Referencia Part n°	€
M5	1/8"	2030 M5 1/8	-
1/8"	1/4"	2030 1/8 1/4	-
1/8"	3/8"	2030 1/8 3/8	-
1/4"	3/8"	2030 1/4 3/8	-
1/4"	1/2"	2030 1/4 1/2	-
3/8"	1/2"	2030 3/8 1/2	-
1/2"	3/4"	2030 1/2 3/4	-

Extensor M BSP Parallel/M metric - F BSP parallel

Prolongador M BSP cilíndrico/Métrico - H BSP cilíndrica

Adapter m BSP zyl./ m metr. - w BSP zyl.

Prolongateur mâle BSP cylindrique/métrique -fem. BSP cylindrique



ROSCA (M) THREAD (M)	ROSCA (H) THREAD (F)	Referencia Part n°	€
M5	1/8"	2050 M5 1/8	-
1/8"	1/8"	2050 1/8 1/8	-
1/8"	1/4"	2050 1/8 1/4	-
1/4"	1/4"	2050 1/4 1/4	-
1/4"	3/8"	2050 1/4 3/8	-
3/8"	3/8"	2050 3/8 3/8	-
3/8"	1/2"	2050 3/8 1/2	-
1/2"	1/2"	2050 1/2 1/2	-

Extra extensor M-F BSP parallel

Prolongador extra M-H BSP cilíndrico

Adapter kon.

Prolongateur extra mâle -fem. BSP cylindrique



ROSCA THREAD		Referencia Part n°	€
1/8"	1/8"	2070 1/8 1/8 22	-
1/8"	1/8"	2070 1/8 1/8 42	-
1/4"	1/4"	2070 1/4 1/4 35	-
1/4"	1/4"	2070 1/4 1/4 51	-

Adaptor F BSP parallel

Adaptador H BSP cilíndrico

Adapter m BSP zyl

Manchon femelle BSP cylindrique



ROSCA THREAD		Referencia Part n°	€
1/8"		3000 1/8	-
1/4"		3000 1/4	-
3/8"		3000 3/8	-
1/2"		3000 1/2	-
3/4"		3000 3/4	-

Reducer M BSP parallel - F BSP parallel

Tapón reductor M BSP cilíndrico/Métrico-H BSP cilíndrico

Reduziernippel m BSP zyl / metr. - w BSP zyl

Bouchon réducteur mâle BSP cylindrique/métrique - fem. BSP cylindrique



ROSCA (M) THREAD (M)	ROSCA (H) THREAD (F)	Referencia Part n°	€
1/8"	M5	2090 1/8 M5	-
1/4"	1/8"	2090 1/4 1/8	-
3/8"	1/8"	2090 3/8 1/8	-
3/8"	1/4"	2090 3/8 1/4	-
1/2"	1/4"	2090 1/2 1/4	-
1/2"	3/8"	2090 1/2 3/8	-
3/4"	1/2"	2090 3/4 1/2	-

Reducer F BSP parallel

Reductor H BSP cilíndrico

Reduzierstück m - w fest NPT

Réducteur femelle BSP cylindrique



ROSCA THREAD		Referencia Part n°	€
1/8"	1/4"	3010 1/8 1/4	-
1/8"	3/8"	3010 1/8 3/8	-
1/4"	3/8"	3010 1/4 3/8	-
1/4"	1/2"	3010 1/4 1/2	-
3/8"	1/2"	3010 3/8 1/2	-
1/2"	3/4"	3010 1/2 3/4	-

Banjo F BSP parallel

Orientable H BSP cilíndrico

Ringauge H BSP zyl.

Banjo femelle BSP cylindrique



ROSCA THREAD		Referencia Part n°	€
1/8"		6090 1/8	-
1/4"		6090 1/4	-
3/8"		6090 3/8	-

Simple banjo bolt M BSP parallel/M metric

Tornillo orientable simple M BSP cilíndrico/M métrico

Einfache Hohlschraube BSP für Ringauge m BSP zyl/M metr

Vis pour banjo simple mâle BSP cylindrique / mâle métrique



ROSCA THREAD		Referencia Part n°	€
M5		51410 M5	-
M6		51410 M6	-
M12x1.5		51410 M12	-
1/8"		51410 1/8	-
1/4"		51410 1/4	-
3/8"		51410 3/8	-
1/2"		51410 1/2	-

Adaptors

Adaptador
Adapter
Adaptateurs

Double banjo bolt M BSP parallel

Tornillo orientable doble M BSP cilíndrico

Doppelte Hohlschraube für Ringauge m BSP zyl

Vis pour banjo double mâle BSP cylindrique



ROSCA THREAD	Referencia Part n°	€
1/8"	51420 1/8	-
1/4"	51420 1/4	-
3/8"	51420 3/8	-
1/2"	51420 1/2	-

Internal Allen plug M BSPT tapered

Tapón allen interior M BSPT cónico

Verschlussverschraubung Allen m BSPT kon.

Bouchon mâle BSPT conique Allen intérieur



ROSCA THREAD	Referencia Part n°	€
1/8"	3025 1/8	-
1/4"	3025 1/4	-
3/8"	3025 3/8	-
1/2"	3025 1/2	-

Plug M BSPT tapered

Tapón M BSPT cónico

Verschlussmutter BSPT kon.

Bouchon mâle BSPT conique



ROSCA THREAD	Referencia Part n°	€
1/8"	3021 1/8	-
1/4"	3021 1/4	-
3/8"	3021 3/8	-
1/2"	3021 1/2	-

Allen plug M BSP parallel w/o-ring

Tapón allen M BSP cilíndrico c/junta

Verschlussverschraubung Allen m BSP zyl. mit o-ring

Bouchon mâle BSP cylindrique Allen avec o-ring



ROSCA THREAD	Referencia Part n°	€
1/8"	3015 1/8	-
1/4"	3015 1/4	-
3/8"	3015 3/8	-
1/2"	3015 1/2	-

Plug M BSP parallel

Tapón M BSP cilíndrico

Verschlussmutter BSP zyl.

Bouchon mâle BSP cylindrique



ROSCA THREAD	Referencia Part n°	€
1/8"	3020 1/8	-
1/4"	3020 1/4	-
3/8"	3020 3/8	-
1/2"	3020 1/2	-
3/4"	3020 3/4	-

Cap F BSP parallel

Tapón H BSP cilíndrico

Verschlussmutter BSP zyl.

Bouchon femelle BSP cylindrique



ROSCA THREAD	Referencia Part n°	€
1/8"	3030 1/8	-
1/4"	3030 1/4	-
3/8"	3030 3/8	-
1/2"	3030 1/2	-

Adaptors

Adaptador
Adapter
Adaptateurs

Elbow M BSPT tapered

Codo M BSPT cónico

Winkel m BSPT kon.

Raccord coudé mâle BSPT conique



ROSCA THREAD	Referencia Part n°	€
1/8"	5000 1/8	-
1/4"	5000 1/4	-
3/8"	5000 3/8	-
1/2"	5000 1/2	-
3/4"	5000 3/4	-

Elbow M BSPT tapered-F BSP

Codo M BSPT cónico-H BSP cilíndrico

Winkel m BSPT kon. - w BSP zyl.

Raccord coudé mâle BSPT conique -femelle BSP cylindrique



ROSCA THREAD	Referencia Part n°	€
1/8" 1/8"	5020 1/8	-
1/4" 1/4"	5020 1/4	-
3/8" 3/8"	5020 3/8	-
1/2" 1/2"	5020 1/2	-
3/4" 3/4"	5020 3/4	-

Elbow F BSP parallel

Codo H BSP cilíndrico

Winkel w BSP zyl.

Raccord coudé femelle BSP cylindrique



ROSCA THREAD	Referencia Part n°	€
1/8"	5010 1/8	-
1/4"	5010 1/4	-
3/8"	5010 3/8	-
1/2"	5010 1/2	-
3/4"	5010 3/4	-

Tee M BSPT tapered

T M BSPT cónico

T-Stück m BSPT kon.

Raccord en té mâle BSPT conique



ROSCA THREAD	Referencia Part n°	€
1/8" 1/8"	4010 1/8	-
1/4" 1/4"	4010 1/4	-
3/8" 3/8"	4010 3/8	-
1/2" 1/2"	4010 1/2	-
3/4" 3/4"	4010 3/4	-

Tee central F BSP -M BSPT -F BSP tapered

T central H BSP-M BSPT cónico-H BSP

T-Stück w BSP - m BSPT kon. - w BSP

Raccord en té central femelle BSP - M BSPT conique - femelle BSP



ROSCA THREAD	Referencia Part n°	€
1/8" 1/8"	4040 1/8	-
1/4" 1/4"	4040 1/4	-
3/8" 3/8"	4040 3/8	-
1/2" 1/2"	4040 1/2	-
3/4" 3/4"	4040 3/4	-

Tee lateral F BSP -F BSP -M BSPT tapered

T lateral H BSP-H BSP-M BSPT cónico

T-Stück w BSP - w BSP - m BSPT kon.

Raccord en té latéral femelle BSP - femelle BSP- M BSPT conique



ROSCA THREAD	Referencia Part n°	€
1/8" 1/8"	4050 1/8	-
1/4" 1/4"	4050 1/4	-
3/8" 3/8"	4050 3/8	-
1/2" 1/2"	4050 1/2	-
3/4" 3/4"	4050 3/4	-

Tee F BSP parallel

T H BSP cilíndrico

T-Stück w BSP zyl.

Raccord en té femelle BSP cylindrique



ROSCA THREAD	Referencia Part n°	€
1/8" 1/8"	4000 1/8	-
1/4" 1/4"	4000 1/4	-
3/8" 3/8"	4000 3/8	-
1/2" 1/2"	4000 1/2	-
3/4" 3/4"	4000 3/4	-

Adaptors

Adaptador
Adapter
Adaptateurs

Y central F BSP -M BSPT -F BSP

Y central H BSP cilíndrico-M BSPT cónico-H BSP cilíndrico

Y-Stück zentral w BSP -m BSPT -w BSP kon.

Raccord en Y central femelle BSP cylindrique - mâle BSPT conique-femelle BSP cylindrique



ROSCA THREAD	ROSCA THREAD	Referencia Part n°	€
1/8"	1/8"	6000 1/8	-
1/4"	1/4"	6000 1/4	-
3/8"	3/8"	6000 3/8	-
1/2"	1/2"	6000 1/2	-

Cross M BSPT tapered

Cruz M BSPT cónico

Kreuzstück m BSPT kon.

Raccord en croix mâle BSPT conique



ROSCA THREAD	Referencia Part n°	€
1/8"	6030 1/8	-
1/4"	6030 1/4	-
3/8"	6030 3/8	-
1/2"	6030 1/2	-

Cross F BSP parallel

Cruz H BSP cilíndrico

Kreuzstück w BSP zyl.

Raccord en croix femelle BSP cylindrique



ROSCA THREAD	Referencia Part n°	€
1/8"	6020 1/8	-
1/4"	6020 1/4	-
3/8"	6020 3/8	-
1/2"	6020 1/2	-

Cross in block F BSP parallel

Cruz en taco H BSP cilíndrico

Kreuzblock w BSP zyl.

Nourrices de distribution en croix taraudée



ROSCA THREAD	Referencia Part n°	€
1/8"	6040 1/8	-
1/4"	6040 1/4	-
3/8"	6040 3/8	-
1/2"	6040 1/2	-

Distribution manifold-F BSP parallel

Regleta lateral en taco H BSP cilíndrico

Modulverteiler w BSP zyl.

Nourrices de distribution taraudée



ROSCA (LAT) THREAD (LAT)	ROSCA (CENT) THREAD (CENT)	N° DE SALIDAS EXITS NR.	Referencia Part n°	€
1/4"	1/8"	2	6047 1/4 1/8 2	-
1/4"	1/8"	3	6047 1/4 1/8 3	-
1/4"	1/8"	4	6047 1/4 1/8 4	-
1/4"	1/8"	5	6047 1/4 1/8 5	-
1/4"	1/8"	6	6047 1/4 1/8 6	-
3/8"	1/4"	2	6047 3/8 1/4 2	-
3/8"	1/4"	3	6047 3/8 1/4 3	-
3/8"	1/4"	4	6047 3/8 1/4 4	-
3/8"	1/4"	5	6047 3/8 1/4 5	-
3/8"	1/4"	6	6047 3/8 1/4 6	-
1/2"	3/8"	2	6047 1/2 3/8 2	-
1/2"	3/8"	3	6047 1/2 3/8 3	-
1/2"	3/8"	4	6047 1/2 3/8 4	-
1/2"	3/8"	5	6047 1/2 3/8 5	-
1/2"	3/8"	6	6047 1/2 3/8 6	-

COMPONENTES NEUMÁTICOS

PNEUMATIC COMPONENTS

GRUPO COMPLETO · COMPLETE GROUP

ELEMENTOS · ELEMENTS

- FILTRO · FILTER
- REGULADOR · PRESSURE REDUCERS
- LUBRICADOR · LUBRICANTS
- MANÓMETRO · PRESSURE GAUGES
- SOPORTE · SUPPORT



TRATAMIENTO DE AIRE COMPRIMIDO

COMPRESSED AIR TREATMENT



MANIOBRAS · MANEUVERS

ACCIONAMIENTOS: ELÉCTRICO, MANUAL, MECÁNICO, NEUMÁTICO

DRIVES: ELECTRIC, MANUAL, MECHANICAL, PNEUMATIC

PISTOLA / SILENCIADOR / NEBULIZADOR

GUN / SILENCER / NEBULIZER

ACCESORIOS · ACCESSORIES

VÁLVULAS · VALVES:

- BOLA · BALL
- REGULADOR · REGULATOR
- ANTIRETORNO · NON-RETURN
- ESCAPE RÁPIDO · QUICK EXHAUST
- SEGURIDAD · RELIEF



VÁLVULAS DE CONTROL

CONTROL VALVES



VÁLVULAS COMPLETAS · COMPLETE VALVES

- LATÓN · BRASS
- INOX · STAINLESS STEEL

ACCESORIOS · ACCESSORIES

- BOBINAS · COILS
- CONECTORES · CONNECTORS
- MEMBRANAS · MEMBRANES
- ...



VÁLVULAS DE CORTE

LOW PRESSURE VALVES



CILINDROS COMPLETOS · COMPLETE CYLINDERS

- ISO 15552
- ISO 6432
- DOBLE EJE · DOUBLE-SHAFT

ACCESORIOS · ACCESSORIES

- HORQUILLAS · ROD CLEVIS
- RÓTULAS · OSCILLATING EYE
- CHARNELAS · PIVOTS
- ...



CILINDROS COMPLETOS

COMPLETE CYLINDERS



VER CATÁLOGO DE COMPONENTES HIDRÁULICOS Y NEUMÁTICOS

SEE OUR HYDRAULIC AND PNEUMATIC COMPONENTS CATALOGUE

Mini-serie mignon 420

Enchufes mini - serie mignon
SVK Serie Mini / Serie Mignon
Coupleurs mini - série mignon

Mini-serie uni ISO 6150 B-12 421

Enchufes mini - serie uni ISO 6150 B-12
SVK Serie Uni ISO 6150 B-12
Coupleurs mini - série uni ISO 6150 B-12

Mini-serie multipress 422

Enchufes mini - serie multipresa
SVK Serie Mehrfachdruck
Coupleurs mini - série multiprise

Quick release couplings "ESTO" 423

Enchufes rápidos ESTO
SVK ESTO
Coupleurs rapides type ESTO



03

QUICK RELEASE PNEUMATIC COUPLINGS

Enchufes rápidos neumáticos

SVK

Coupleurs pneumatiques

Mini-serie mignon

Enchufes mini - serie mignon
 SVK Serie Mini / Serie Mignon
 Coupleurs mini - série mignon

Screw ▪ Roscados ▪ Mit Gewinde ▪ Fileté | 420



With hose tail ▪ Con espiga ▪ Mit Stutzen ▪ Avec embout | 420



Push-on ▪ Push-on ▪ Steckverbinder ▪ Push-on | 420



Mini-serie uni ISO 6150 B-12

Enchufes mini - serie uni ISO 6150 B-12

SVK Serie Uni ISO 6150 B-12

Coupleurs mini - série uni ISO 6150 B-12

Screwed ▪ Roscados ▪ Mit Gewinde ▪ Fileté

| 421



121



221



122



222

With hose tail ▪ Con espiga ▪ Mit Stutzen ▪ Avec embout

| 421



125



225

Push-on ▪ Push-on ▪ Steckverbinder ▪ Push-on

| 421



223

Mini-serie multipress

Enchufes mini - serie multipresa

SVK Serie Mehrfachdruck

Coupleurs mini - série multiprise

Screw ▪ Roscado ▪ Mit Gewinde ▪ Fileté

| 422



191



192

With hose tail ▪ Con espiga ▪ Mit Stutzen ▪ Avec embout

| 422



195

Push-on ▪ Push-on ▪ Steckverbinder ▪ Push-on

| 422



194



193

Quick release couplings "ESTO"

Enchufes rápidos ESTO
SVK ESTO
Coupleurs rapides type ESTO

Quick couplings 1/4 ▪ Enchufes 1/4 ▪ SVK 1/4 ▪ Coupleurs 1/4

| 423



ESTO 1

ESTO 1

ESTO 1

Quick couplings 3/8 ▪ Enchufes 3/8 ▪ SVK 3/8 ▪ Coupleurs 3/8

| 423



ESTO 3

ESTO 3

Quick couplings 1/2 ▪ Enchufes 1/2 ▪ SVK 1/2 ▪ Coupleurs 1/2

| 423



ESTO 2

ESTO 2

Mini-serie mignon

Enchufes mini - serie mignon
SVK Serie Mini / Serie Mignon
Coupleurs mini - série mignon

TrAle®

Coupling Mignon female - M BSP parallel

Enchufe Mignon hembra-M BSP cilíndrico

SVK w - m BSP zyl. Mignon

Coupleur femelle à mâle- série mignon



ROSCA THREAD	Referencia Part n°	€
1/8"	111 1/8	-
1/4"	111 1/4	-
3/8"	111 3/8	-

Coupling Mignon male - M BSP parallel

Enchufe Mignon macho-M BSP cilíndrico

SVK m - m BSP zyl. Mignon

Coupleur mâle à mâle- série mignon



ROSCA THREAD	Referencia Part n°	€
1/8"	211 1/8	-
1/4"	211 1/4	-
3/8"	211 3/8	-

Female socket-serie mignon

Enchufe Mignon hembra-H BSP cilíndrico

SVK w - w BSP zyl. Serie Mignon

Coupleur femelle à femelle- série mignon



ROSCA THREAD	Referencia Part n°	€
1/8"	112 1/8	-
1/4"	112 1/4	-
3/8"	112 3/8	-

Coupling Mignon male-F BSP parallel

Enchufe Mignon macho-H BSP cilíndrico

SVK m - w BSP Serie Mignon

Coupleur mâle à femelle- série mignon



ROSCA THREAD	Referencia Part n°	€
1/8"	212 1/8	-
1/4"	212 1/4	-
3/8"	212 3/8	-

Coupling Mignon female-hose tail

Enchufe Mignon hembra-espiga

SVK w für Gummischlauch Serie Mignon

Coupleur femelle à douille- série mignon



DN	Referencia Part n°	€
4	115 4	-
6	115 6	-
8	115 8	-

Coupling Mignon male-hose tail

Enchufe Mignon macho-espiga

SVK m für Gummischlauch Serie Mignon

Coupleur mâle à douille- série mignon



DN	Referencia Part n°	€
4	215 4	-
6	215 6	-
8	215 8	-

Coupling Mignon female-push-on

Enchufe Mignon hembra-push-on

SVK w - Push-on Serie Mignon

Coupleur femelle à tube- série mignon



TUBO PIPE	Referencia Part n°	€
6/4 mm	114 6/4	-
8/6 mm	114 8/6	-

Coupling Mignon male - push-on

Enchufe Mignon macho-push-on

SVK m-Push-on Serie Mignon

Coupleur mâle à tube- série mignon



TUBO PIPE	Referencia Part n°	€
6/4 mm	214 6/4	-
8/6 mm	214 8/6	-

Coupling Mignon female - push-on w/nut+spring

Enchufe Mignon hembra-push-on c/muelle

SVK w-Push-on mit Feder Serie Mignon

Coupleur femelle à tube ressort- série mignon



TUBO PIPE	Referencia Part n°	€
6/4 mm	113 6/4	-
8/6 mm	113 8/6	-

Coupling Mignon male - push-on w/nut+spring

Enchufe Mignon macho-push-on c/muelle

SVK m-Push-on mit Feder Serie Mignon

Coupleur mâle à tube ressort- série mignon



TUBO PIPE	Referencia Part n°	€
6/4 mm	213 6/4	-
8/6 mm	213 8/6	-

Mini-serie uni ISO 6150 B-12

Enchufes mini - serie uni ISO 6150 B-12

SVK Serie Uni ISO 6150 B-12

Coupleurs mini - série uni ISO 6150 B-12

Coupling UNI ISO 6150 B-12 female-M BSP

Enchufe UNI ISO 6150 B-12 hembra-M BSP

SVK w - m BSP Serie UNI ISO 6150 B-12

Coupleur femelle à mâle- série uni ISO 6150 B-12



ROSCA THREAD	Referencia Part n°	€
1/4"	121 1/4	-
3/8"	121 3/8	-
1/2"	121 1/2	-

Coupling UNI ISO 6150 B-12 male-M BSP

Enchufe UNI ISO 6150 B-12 macho-M BSP

SVK m - m BSP Serie UNI ISO 6150 B-12

Coupleur mâle à mâle- série uni ISO 6150 B-12



ROSCA THREAD	Referencia Part n°	€
1/4"	221 1/4	-
3/8"	221 3/8	-
1/2"	221 1/2	-

Coupling UNI ISO 6150 B-12 female-F BSP

Enchufe UNI ISO 6150 B-12 hembra-H BSP

SVK w - w BSP Serie UNI ISO 6150 B-12

Coupleur femelle à femelle- série uni ISO 6150 B-12



ROSCA THREAD	Referencia Part n°	€
1/4"	122 1/4	-
3/8"	122 3/8	-
1/2"	122 1/2	-

Coupling UNI ISO 6150 B-12 male-F BSP

Enchufe UNI ISO 6150 B-12 macho-H BSP

SVK m - w BSP Serie UNI ISO 6150 B-12

Coupleur mâle à femelle- série uni ISO 6150 B-12



ROSCA THREAD	Referencia Part n°	€
1/4"	222 1/4	-
3/8"	222 3/8	-
1/2"	222 1/2	-

Socket with rest for rubber hose-serie UNI ISO 6150 B-12

Enchufe UNI ISO 6150 B-12 hembra-espiga

SV-Muffe für Gummischlauch - Serie Uni ISO 6150 B-12

Coupleur femelle à douille- série UNI ISO 6150 B-12



DN	Referencia Part n°	€
6	125 6	-
8	125 8	-
10	125 10	-
12	125 12	-

Coupling UNI ISO 6150 B-12 male-hose tail

Enchufe UNI ISO 6150 B-12 macho-espiga

SV-Stecker für Gummischlauch - Serie Uni ISO 6150 B-12

Coupleur mâle à douille- série UNI ISO 6150 B-12



DN	Referencia Part n°	€
6	225 6	-
8	225 8	-
10	225 10	-
12	225 12	-

Coupling UNI ISO 6150 B-12 male-push-on w/nut+spring

Enchufe UNI ISO 6150 B-12 macho-push-on c/ muelle

SVK m-Push-on mit Feder Serie UNI ISO 6150 B-12

Coupleur mâle à tube ressort- série UNI ISO 6150 B-12



TUBO PIPE	Referencia Part n°	€
6/4 mm	223 6/4	-
8/6 mm	223 8/6	-
10/8 mm	223 10/8	-
12/10 mm	223 12/10	-

Mini-serie multipress

Enchufes mini - serie multipresa

SVK Serie Mehrfachdruck

Coupleurs mini - série multiprise

TrAle®

Coupling multisocket female-M BSP

Enchufe multipresa hembra-M BSP

SVK w - m BSP Serie Multisocket

Coupleur femelle à mâle- série multiprise



ROSCA THREAD	Referencia Part n°	€
1/4	191 1/4	-
3/8	191 3/8	-
1/2	191 1/2	-

Coupling multisocket female-F BSP

Enchufe multipresa hembra-H BSP

SVK W - w BSP Serie Multisocket

Coupleur femelle à femelle- série multiprise



ROSCA THREAD	Referencia Part n°	€
1/4	192 1/4	-
3/8	192 3/8	-
1/2	192 1/2	-

Coupling multisocket female-hose tail

Enchufe multipresa hembra-espiga

SVK Multisocket w für Gummischlauch

Coupleur femelle à douille- série multiprise



DN	Referencia Part n°	€
6	195 6	-
8	195 8	-
10	195 10	-
12	195 12	-

Coupling multisocket female-push-on

Enchufe multipresa hembra-push-on

SVK w-Push-on Serie Multisocket

Coupleur femelle à tube- série multiprise



TUBO PIPE	Referencia Part n°	€
6/4 mm	194 6/4	-
8/6 mm	194 8/6	-
10/8 mm	194 10/8	-

Coupling multisocket female-push-on w/nut+spring

Enchufe multipresa hembra-push-on c/ muelle

SVK w-Push-on mit Feder Serie Multisocket

Coupleur femelle avec ressort- série multiprise



TUBO PIPE	Referencia Part n°	€
6/4 mm	193 6/4	-
8/6 mm	193 8/6	-
10/8 mm	193 10/8	-

Normativa | Standard | Standard

41 ENCHUFE PARA NORMATIVAS

1 socket for 4 standards
1 corps pour 4 embouts

Ø 5,5 mm



SUECA / SWEDISH / SUEDOISE

Ø 7,5 mm



EUROPEA / EUROPEAN / EUROPEENNE

Ø 5 mm



ITALIANA / ITALIAN / ITALIENNE

Ø 5,5 mm



UNI ISO 6150 B-12

Quick release couplings "ESTO"

Enchufes rápidos ESTO
SVK ESTO
Coupleurs rapides type ESTO

Coupling Esto female 1/4

Enchufe Esto hembra 1/4

SVK Esto W 1/4

Couleur femelle 1/4



ROSCA THREAD	Ø ESPIGA Ø NIPPLE	Referencia Part n°	€
M 1/4" BSPT	-	ESTO 110	-
M 3/8" BSPT	-	ESTO 140	-
M 1/2" BSPT	-	ESTO 142	-
H 1/4" BSP	-	ESTO 120	-
H 3/8" BSP	-	ESTO 150	-
-	8 mm	ESTO 130	-
-	10 mm	ESTO 131	-

Coupling Esto ECO female 1/4

Enchufe Esto ECO hembra 1/4

SVK Esto ECO W 1/4

Coupleurs 1/4 ECO



ROSCA THREAD	Ø ESPIGA Ø NIPPLE	Referencia Part n°	€
M 1/4" BSPT	-	ESTO 1110	-
M 3/8" BSPT	-	ESTO 1140	-
M 1/2" BSPT	-	ESTO 1142	-
H 1/4" BSP	-	ESTO 1120	-
H 3/8" BSP	-	ESTO 1150	-
H 1/2" BSP	-	ESTO 1152	-
-	8 mm	ESTO 1130	-
-	10 mm	ESTO 1131	-
-	12/13 mm	ESTO 1132	-
-	6 mm	ESTO 1136	-

Coupling Esto male 1/4

Enchufe Esto macho 1/4

SVK Esto M 1/4

Couleur embout mâle 1/4



ROSCA THREAD	Ø ESPIGA Ø NIPPLE	Referencia Part n°	€
M 1/4" BSPT	-	ESTO 160	-
M 3/8" BSPT	-	ESTO 163	-
M 1/2" BSPT	-	ESTO 162	-
H 1/4" BSP	-	ESTO 170	-
H 3/8" BSP	-	ESTO 173	-
-	6 mm	ESTO 181	-
-	8 mm	ESTO 180	-
-	10 mm	ESTO 182	-

Coupling Esto female 3/8

Enchufe Esto hembra 3/8

SVK Esto W 3/8

Couleur femelle 3/8



ROSCA THREAD	Ø ESPIGA Ø NIPPLE	Referencia Part n°	€
M 3/8" BSPT	-	ESTO 310	-
M 1/2" BSP	-	ESTO 312	-
H 3/8" BSP	-	ESTO 320	-
-	12 mm	ESTO 330	-

Coupling Esto male 3/8

Enchufe Esto macho 3/8

SVK Esto M 3/8

Couleur embout mâle 3/8



ROSCA THREAD	Ø ESPIGA Ø NIPPLE	Referencia Part n°	€
M 3/8" BSPT	-	ESTO 360	-
H 3/8" BSP	-	ESTO 370	-
-	12 mm	ESTO 380	-

Coupling Esto female 1/2

Enchufe Esto hembra 1/2

SVK Esto W 1/2

Couleur femelle 1/2



ROSCA THREAD	Referencia Part n°	€
M 1/2" BSPT	ESTO 210	-
H 1/2" BSP	ESTO 220	-

Coupling Esto male 1/2

Enchufe Esto macho 1/2

SVK Esto M 1/2

Couleur embout mâle 1/2



ROSCA THREAD	Referencia Part n°	€
M 1/2" BSPT	ESTO 260	-
H 1/2" BSP	ESTO 270	-



MALE BSPT

FEMALE BSP

NIPPLE

UN PROVEEDOR
MÚLTIPLES INDUSTRIAS

ONE SUPPLIER
MULTIPLE INDUSTRIES

INDUSTRIES

DICSA SERVES

**DICSA AL SERVICIO
DEL SECTOR INDUSTRIAL**

General conditions of sale

Condiciones de venta

GENERAL TERMS

These conditions, together with the eventual specific conditions accorded in the contract, apply to all deliveries and all services. The purchase conditions of the customer, if different from those herein established, will not be part of the contract on having accepted the order.

The contracts are concluded, unless otherwise agreed upon by the Parties in writing, by means of written confirmation of the supplier. The General Conditions and / or Specific Conditions of Purchase of the Buyer, cannot, in no case, cancel or replace these General Conditions of Sale.

The acceptance of our offers implies tacitly the acceptance of all the conditions detailed herein, except the special ones that have the agreement in writing, particularly in the same offer or detailed in our accuse of receipt of order, the only documents that oblige us before the Customer. DICSА has the right of property and the right of intellectual property of samples, budgets, technical documentation and information in material or immaterial form as well as in electronic form; the access of third parties to these documents must be forbidden.

OFFERS AND ORDERS

Except in case of having expressed the opposite, the prices include the merchandise placed in our store, including its loading, but without including the packing nor the transport to the place of receipt, nor taxes, nor the getting started - these will always be at the expense of the customer. All the operations of transport, insurance, handling and delivery are on the account and risk of the Customer.

The offers include only the materials and products expressed in them, available in stock until end of stock, with the term of validity expressed in the same offers.

The studies or offers of material are based on the prices on the date the offer was made, and if, due to changes in the cost of the materials, modification of duties or to any other reason, the level of prices was checked, the prices that would be applied would be those that apply in the date of the delivery, unless the offer is accepted in the term of validity expressed in it.

The prices do not include, unless specific notification, the assembly and the getting started of the supplied materials, the fluids recommended by the technical services of the suppliers, the containers of the materials, as well as the study of the setting up of the different materials. DICSА may change the price, as a consequence of any law that concerns materials, wages, or the working hours, but also as a consequence of probable changes in the parity of the currency since it concerns the elements of import.

The orders will not be taken in consideration unless they are provided with the specific amount in our account, foreseen in our Offer, if this condition has been pre-established. The acceptance of the Offer will suppose equally the acceptance without reserve of these General Conditions of Sale.

STUDIES, TECHNICAL DOCUMENTATION

The information related to the offer, as technical documentation, designs, drawings, catalogues and / or any other technical documentation, is only informative and they have as object to give a general image of the materials described in them, they do not form a part of the contract unless written agreement. DICSА will not accept any type of responsibility for inaccuracy or omission of the above mentioned documentation.

The Customer will always have to do a previous study of compatibility and of assembly of the elements in his installation and will be the only responsible for the putting in conformity of the above mentioned installation with the current regulations. In offers, drawings, schemes and other technical information, we reserve ourselves the right of property and of design, not allowing that these should be facilitated to third parties without our previous written assent.

DICSА retains the property of the supplied merchandise until full payment of the agreed price. DICSА also retains the property of the Product's project, which in no circumstances shall be disclosed or sold to third parties.

THE ASSEMBLIES AT THE LOCATION (PLANT) OF THE CUSTOMER

The offers of the assemblies done for the customer, in his elected location of work, are considered as an estimate (approximate calculation), due to the particular and special characteristics that they can represent, not being able to give place, except final agreement between the parts, to final prices.

REPAIRMENT

The works of repair will not begin until written acceptance, on the part of the Customer, of the offer and of the conditions established in it. Supposing that the offer is not accepted by the Customer within one month, the expenses derived from the disassembly, storage, survey and freightage will be chargeable to the Customer. If the Customer requests the repair before accepting the offer, the assemblies will be carried out as soon as possible and, for his part, the Customer will have to accept the final cost of the repair.

In case of delivery of new products in exchange for the repair, if this one was out of guarantee, the Customer will have to accept the payment corresponding to it. The budgets of repair are always as estimation and should not be considered as final prices.

GENERALIDADES

Estas condiciones así como las eventuales condiciones especiales acordadas en el contrato rigen para todas las entregas y todas las prestaciones. Las condiciones de compra del cliente que sean distintas a las aquí establecidas no llegarán a formar parte del contrato al aceptar el pedido. Los contratos se celebran, salvo en el caso de que se haya acordado lo contrario, mediante confirmación escrita del proveedor. En ningún caso, las Condiciones Generales y/o Específicas de Compra del Comprador, anularan o sustituirán estas Condiciones Generales de Venta.

La aceptación de nuestras ofertas implica tácitamente la de todas las condiciones aquí detalladas, salvo las especiales acordadas por escrito, particularmente en la misma Oferta o detalladas en nuestro accuse de recepción de pedido, únicos documentos que nos obligan ante el Cliente.

DICSА se reserva el derecho de propiedad y el derecho de propiedad intelectual de muestras, presupuestos, planos e información en forma material o inmaterial así como en forma electrónica; el acceso de terceros a éstos ha de impedirse.

OFERTAS Y PEDIDOS

Los precios se entienden, caso de no expresar lo contrario para mercadería situada en nuestro almacén, incluyendo el cargado de ésta, pero sin incluir el embalaje ni el transporte al lugar de recepción, ni impuestos –que serán siempre a cargo del comprador–, así como tampoco la puesta en marcha en el emplazamiento. Todas las operaciones de transporte, seguro, manutención y entrega son a cuenta y riesgo del Comprador.

Las ofertas incluyen solamente los materiales y artículos en ellas especificados disponibles en stock salvo agotamiento y por el plazo de validez determinado en las mismas.

Los estudios u ofertas de material están basados en los precios vigentes en la fecha de su realización, y si, debido a alteraciones en el coste de los materiales, modificación de aranceles o a cualquier otra causa, el nivel de precios fuese revisado, los precios que se aplicarían serían aquellos que rijan en la fecha del suministro, a menos que la oferta sea aceptada dentro del plazo de validez que en la misma se fije.

Los precios no incluyen, excepto notificación expresa, el montaje y la puesta en marcha de los materiales suministrados, los fluidos recomendados por los servicios técnicos de los fabricantes, los contenedores tanto rígidos como elásticos de los materiales, así como el estudio de implantación de los distintos materiales.

DICSА podrá variar el precio, como consecuencia de cualquier ley que afecte a materiales, salarios o a las horas de trabajo y también a posible cambios en la paridad de la moneda, en elementos de importación.

Los pedidos no serán tomados en consideración a menos que vengan acompañados de la cantidad a cuenta prevista en nuestra Oferta, si así se ha establecido.

La aceptación de la Oferta supondrá igualmente la aceptación sin reservas de estas Condiciones Generales de Venta.

ESTUDIOS, PLANOS Y DISEÑOS

La información relacionada con la oferta, tal como planos, diseños, dibujos catálogos y/u otra documentación técnica, es solamente informativa y tienen como objeto dar una imagen general de los materiales en ellos descritos, no formando parte del contrato a menos que haya habido algún acuerdo por escrito. DICSА no aceptará ningún tipo de responsabilidad por la inexactitud u omisión de dicha documentación.

El Cliente deberá hacer siempre un estudio previo de compatibilidad y de montaje de los elementos en su instalación y será el único responsable de la puesta en conformidad de dicha instalación con las distintas reglamentaciones vigentes.

En presupuestos, planos, esquemas y otras informaciones técnicas, mantendremos reservado el derecho de propiedad y de realización, no permitiendo que estos sean facilitados a terceros sin nuestro previo consentimiento escrito.

DICSА se reserva el derecho de propiedad de la mercancía suministrada hasta el pago completo del precio establecido. DICSА se reserva el derecho de propiedad de los planos de la mercancía, que no serán facilitados ni vendidos a terceros en ningún caso.

TRABAJOS IN SITU

Los presupuestos de los trabajos realizados en el lugar de la obra del cliente son considerados orientativos, debido a las características particulares y especiales que pueden representar, no pudiendo dar lugar, excepto acuerdo definitivo entre las partes, en precios definitivos.

REPARACIÓN

Los trabajos de reparación no se empezarán hasta la aceptación escrita, por parte del Cliente, del presupuesto y de las condiciones que se establezcan.

En el supuesto de que el presupuesto no sea aceptado por el Cliente en el plazo de un mes, los gastos derivados del desmontaje, almacenaje, peritaje y portes correrán a cargo del Cliente. Si el Cliente solicita la reparación antes de aceptar el presupuesto, los trabajos se llevarán a cabo lo antes posible y, por su parte, el Cliente deberá aceptar el coste final de la reparación.

General conditions of sale

Condiciones de venta

DELIVERY TERMS

DICSA saves itself the right to reject an order depending on the availability of the products. In this supposition, DICSA will communicate it to the Customer as promptly as possible.

The delivery time has to be approved by the contractual parts. The delivery time will be calculated from the date of receipt of the confirmation of the order, when DICSA will be able to proceed without any interruption. DICSA will not be responsible for the delays in the supply of all or in part of the goods in case of major force, such as natural catastrophes, legal limitations, strikes, etc., or any other reason beyond our control. In case of any of the reasons previously mentioned, the period of delivery will be extensible to the same period of time that lasts the reason that has motivated the delay. Nevertheless, if the period exceeds six months, DICSA may cancel the part that couldn't be sent, by previously notifying the Customer in writing.

We do our best to respect the delivery times that are indicated in our offers or in our order confirmations, though it is materially impossible to answer completely for the above mentioned fulfillment, since we depend on other suppliers and on unexpected circumstances totally foreign to our possible control. Won't be accepted any sanctions for the delay in the foreseen delivery.

RIGHT OF PROPERTY

DICSA maintains the property of the materials (products) until the Customer makes the payment in full of the merchandise.

The Customer is responsible for taking the necessary actions to preserve in good condition the merchandise until it has been paid, must insure DICSA of the payment of the same one in case of having being sold to third persons by the Customer.

WARRANTY

We won't attend any claim done after the 12 months following the delivery of the merchandise. Returned material will not be allowed without previous authorization or when the time between the purchase and the request for return exceeds 15 days.

In any case, all returned merchandise will have to be accompanied by a copy of our authorization and, providing that it is not for reasons attributable to DICSA, will carry a minimal surcharge of 20 % on the cost of the returned material, all the expenses will be charged to the customer. Concerning the faults that appear in the supplied products, DICSA will only accept as unique responsibility or obligation, the paying of the product or defective products providing that the products (merchandise) have been treated adequately and that the arisen faults are due to faults of material or manufacture.

The warranty includes the replacement or repair of the defective elements in our workshops. The warranty is understood always in relation with the presumably defective material deposited in our warehouse, but the costs of transport and the risk being at the expense of the Customer. The advices given before and post closing of the contract, are made with the best intention and according to our know-how, nevertheless DICSA does not assume any category of responsibilities in this regard, nor will answer of the eventual direct or indirect damages that could take place indistinctly, no matter who, where and why they may take place.

DICSA will not be responsible for any consequence or indirect damages occurred to the Customer, and / or third Parties including but not limited to loss of opportunities, business and incomes.

DICSA guarantees exclusively its own materials, excluding any responsibility for the effects or damages that these could provoke in facilities, equipments or con- ductions. In no case will take responsibility for accidents related to individuals or materials or for losses in fabrication.

The warranty excludes the breakdowns produced by badly use or deficient installation, breakdowns provoked by overloading of the equipments for experi- mental purposes, either for adjustment or testing. DICSA's total responsibility for the caused damages, independently of the type of action or theory of the responsibility, will not exceed the amount of the work done, installation or ma- terials that have been object of the order to DICSA.

Any amount that exceeds the above mentioned quantity, and any amount that DICSA will have to support either for judicial, arbitral or similar decision, will be transmitted to the Customer until obtaining indemnity.

Will be excluded from this warranty:

- The use of facilities or services, which are different of those included in the manuals of instruction or in DICSA's specifications.
- The inadequate use of facilities or negligence of the Customer, his Assistants or Agents.
- The parts supplied by the Customer.

FREIGHTAGES

By merchandise we always mean the one deposited in DICSA's warehouse, even in operations conditioned by the delivery at destination and the merchandise will always travel at the account and risk of the Customer, being at his charge, including the additional insurances that could be established and the special

En caso de entregarse productos nuevos a cambio de la reparación, si esta estuviera fuera de garantía el Cliente deberá aceptar el cargo correspondiente a la misma.

Los presupuestos de reparación siempre son orientativos y en ningún caso deben tomarse como precios finales.

PLAZOS DE ENTREGA

DICSA se reserva la facultad de rechazar un pedido en función de la disponibilidad de los productos. En este supuesto, lo comunicara al comprador con la mayor brevedad posible.

El plazo de entrega será acordado por las partes contractuales. Los plazos de entrega se calcularán desde la fecha de recepción de la confirmación del pedido, pudiendo DICSA proceder sin interrupción alguna. DICSA no será responsable de las demoras en el suministro de toda o parte de la mercancía en el caso de fuerza mayor, tal como catástrofes naturales, limitaciones legales, huelgas, etc., o cualquier otra causa fuera de nuestro control. En el caso de darse alguna de las razones anteriormente citadas, el periodo de entrega se hará extensible al mismo período de tiempo que dure la causa que haya motivado el retraso. Sin embargo, si el período excediera de seis meses, DICSA podrá cancelar la parte no enviada notificando previamente por escrito al comprador.

Procuramos con el mayor interés, cumplir los plazos de entrega que se indican en nuestras ofertas o en nuestras confirmaciones de pedido, si bien es materialmente imposible responder plenamente de dicho cumplimiento, por depender de otros proveedores y de inesperadas circunstancias totalmente ajenas a nuestro posible control.

De ahí que no se aceptarán sanciones por demora en la entrega prevista.

DERECHO DE PROPIEDAD

DICSA mantiene la propiedad de la mercancía hasta que el comprador realice el pago por completo de la misma.

Será responsabilidad del comprador tomar las medidas necesarias para conservar en buen estado la mercancía hasta que haya sido pagada, debiendo asegurarse a DICSA el cobro de la misma en caso de haber sido vendida a terceras personas por el comprador.

GARANTÍA

No se responderá de ninguna reclamación que no sea efectuada dentro de los 12 meses siguientes a la entrega de la mercancía, ni se aceptarán devoluciones sin autorización previa o pasados 15 días desde la entrega de la mercancía. En cualquier caso, toda devolución deberá ir acompañada de copia de nuestra autorización y, siempre que no sea por causas imputables a DICSA, conllevará un recargo mínimo del 20 % sobre el coste del material devuelto, corriendo todos los gastos a cargo del cliente.

En relación con los defectos que aparezcan en los productos suministrados, DICSA aceptará como única responsabilidad u obligación, abonar la pieza o piezas defectuosas siempre que la mercancía haya sido tratada adecuadamente y que los defectos surgidos sean debidos a defectos de material o fabricación.

La garantía comprende la reposición o reparación de los elementos defectuosos a realizar en nuestros talleres.

La garantía se entiende siempre con el material presumiblemente defectuoso depositado en nuestras instalaciones, con los gastos de transporte y riesgo a cargo del comprador.

Los consejos y asesoramiento dados antes y post cierre del contrato, se realizan con la mejor intención y según nuestros máximos conocimientos, no obstante DICSA no asume ninguna clase de responsabilidades a este respecto, ni responderá de los eventuales daños directos o indirectos que indistintamente, por quién, dónde y por qué puedan producirse.

DICSA no será responsable de ninguna consecuencia o ningún daño indirecto producido al Comprador o a terceros, incluyendo los daños de pérdida de oportunidades, negocio o ingresos.

DICSA garantiza exclusivamente sus materiales excluyendo cualquier responsabilidad por los efectos o perjuicios que estos puedan provocar en instalaciones, maquinarias o circuitos. En ningún caso se responsabilizará de los accidentes personales o materiales y pérdidas de producción.

Se excluye de la garantía las averías producidas por mal uso o deficiente instalación, averías provocadas por sometimiento de los equipos a esfuerzos anormales con fines experimentales, de ajuste o prueba. La total responsabilidad de DICSA por los daños causados, independientemente del tipo de acción o teoría de la responsabilidad, no excederá del importe de la obra, instalación o materiales que haya sido objeto de pedido a DICSA. Cualquier importe que supere dicha cantidad y que DICSA se vea obligada a soportar ya sea por decisión judicial, arbitral o similar, será repetida a la compradora hasta lograr indemnidad.

Se encuentran excluidos de esta garantía:

- *El uso de instalaciones o servicios, que se aparten de los manuales de instrucción o especificaciones de DICSA.*
- *El uso inadecuado de instalaciones o negligencia del Comprador, sus Ayudantes o Agentes.*
- *Las partes suministradas por el Comprador.*

General conditions of sale

Condiciones de venta

permissions it may need. According to what it is established in the article 18 of the Royal decree 782/1998 concerning wrapping and packaging mentioned in the 1st additional Disposition (Regulation) of the Law 11/1997, the person responsible for the delivery of the residues of the packaging and worn packages, for the correct environmental management, will be the final user.

EMERGENCY DELIVERIES

No matter the type of the transportation used: by plane, courier, as baggage (luggage), special agencies, messengers etc; independently of the amount of the above mentioned service, the Customer will pay all the extra expenses, those of transportations, of shipping, and of communications that the service has caused; this value may not, under no circumstance, be lower than 60 euros.

SPECIAL ORDERS

Any order (request) of special material, will carry the anticipated payment of 50 % of the amount of the order (request), as an indispensable condition for its acceptance. The above mentioned amount will always be in favor of DICSA as compensation in case of cancellation on the part of the Customer, without prejudice of the claims at which they may have right by Law.

MINIMAL SALE

The minimal invoice will be of 50 €, no matter the amount of the order.

PAYMENTS

The payments have to be done, except express written agreement between the parts, in maximum 60 days from the date of the invoice and previous receipt of the positive reports of credit. If the Customer doesn't make the payment in time, for a part of the merchandise supplied, DICSA is authorized to suspend the posterior deliveries until the Customer executes the due payments. Any bank charges associated with the payment of the merchandise, as well as the expenses of return of it in case of non-payment, will be at the expense of the Customer. In case of delay in the payment and without prejudice of other rights attributed to the buyer for the legislation in effect, the Customer will pay to DICSA an interest of monthly delay of 2 % starting from the date when the invoice comes to its term.

UNPAID OR POST-PONED INVOICES

Will be at the expense of the Customer:

- The return expenses.
- Monthly interests of 1 %, from the day when the payment has come to its term and wasn't made, until the date of full payment.
- Possible amount (value) of the stamp of the new documents.
- The credit insurance.

COINCIDENTAL PAYMENTS IN VACATIONS

If the client could not attend to the payments that were coinciding with vacation periods, these will move to the same day of the previous month. In case there are fixed days of payment, the term of the invoice will move to the immediately previous working day of payment.

THE SOFTWARE USE

If the delivery includes the putting at the disposal of the Customer software, the Customer has the exclusive right to use it, including the attached documentation. The software is sent for the use in the object of delivery to which it is destined. It is forbidden the use of this software into any other system. The modification, translation or adjustment of the code of object to code of origin as well as the reproduction of software is only admitted into the legally established limits. The Customer promises not to withdraw the indications of the manufacturer, especially the indications of the Copyright, without DICSA's previous assent. All the other rights on the software and the documentation including the copies, they belong to DICSA or to the supplier of the software. The concession of sublicenses is not admitted.

GOVERNING LAW AND JURISDICTION

These General Conditions and any agreement between DICSA and the Customer shall be exclusively governed by Spanish laws. The exclusive jurisdiction on any dispute between the DICSA and the Customer shall be the courts of DICSA's domicile. Nevertheless, DICSA has also the right to bring legal action against the Customer before the courts of the place of business and/or residence of the Customer.

PORTES

La mercancía se entiende siempre depositada en el domicilio de DICSA, incluso en operaciones condicionadas a la entrega en destino y la mercancía siempre viajará por cuenta y riesgo del comprador, siendo a su cargo inclusive los seguros adicionales que pudieran establecerse y los permisos especiales a que hubiera lugar.

Según se establece en el artículo 18 del Real Decreto 782/1998 para los envases y embalajes acogidos a la Disposición adicional 1.ª de la Ley 11/1997, el responsable de la entrega de los residuos de los embalajes y envases usados, para su correcta gestión ambiental, será el usuario final.

ENVÍOS DE EMERGENCIA

Sea cual fuere el medio de transporte utilizado, avión, courier, régimen de equipajes, agencias especiales, mensajeros etc. Independientemente del importe de dicho servicio, el comprador correrá con todos los gastos extra, los de acarreo, de desplazamientos, y de comunicaciones que el servicio haya ocasionado, sin que en ningún caso este valor pueda ser inferior a 60 euros.

PEDIDOS ESPECIALES

Todo pedido de material especial, conllevará el pago anticipado del 50 % del importe del pedido, como condición indispensable para su aceptación. Dicho importe quedará siempre a favor de DICSA como indemnización en cualquier caso de anulación por parte del comprador, sin perjuicio de las reclamaciones que por Ley se puedan tener derecho.

VENTA MÍNIMA

La facturación mínima será de 50 € sea cual sea el importe del pedido.

PAGOS

Los pagos se realizarán como máximo y salvo acuerdo expreso entre las partes, a 60 días desde la fecha de la factura y previa recepción de los informes positivos de crédito. Si el comprador no efectuare el pago de cualquiera de los suministros a su vencimiento, DICSA está autorizado a suspender los envíos posteriores hasta que se realice dicho pago. Cualquier cargo bancario asociado con el pago de la mercancía, así como los gastos de devolución de efectos en caso de impago, serán por cuenta del comprador.

En caso de demora en el pago y sin perjuicio de otros derechos atribuidos al comprador por la legislación en vigor, el comprador abonará a DICSA un interés de demora del 2 % mensual desde la fecha de vencimiento de la factura.

COBRO DE LETRAS O RECIBOS DEVUELTOS O APLAZADOS

Serán a cargo del librado:

- Gastos de devolución.
- Intereses del 1 % mensual desde el día del vencimiento fallido hasta la fecha de cobro definitivo.
- Posible valor del timbre de nuevos documentos.
- Prima de seguro de crédito.

PAGOS COINCIDENTES EN VACACIONES

Si el cliente no pudiese atender los pagos que coincidiesen con periodos vacacionales, éstos se trasladarán al mismo día del mes anterior. En caso de existir días fijos de pago, el vencimiento se trasladará al día hábil de pago inmediatamente anterior.

USO DE SOFTWARE

En la medida en que el volumen de entrega incluye la puesta a disposición de software, el cliente tiene el derecho no exclusivo a usarla incluyendo la documentación adjunta. Se le cede el software para el uso en el objeto de entrega al cual va destinado. No se admite el uso de este software en otro sistema. La modificación, traducción o adaptación de código de objeto a código de origen así como la reproducción de software solamente se admite en la medida legalmente establecida. El cliente se compromete a no retirar las indicaciones del fabricante, especialmente indicaciones del Copyright sin el consentimiento previo de DICSA. Todos los demás derechos sobre el software y la documentación incluyendo las copias, corresponden a DICSA o al proveedor del software. No se admite la concesión de sublicencias.

DERECHO APLICABLE Y JURISDICCIÓN

Las relaciones jurídicas entre DICSA y el comprador están sujetas al derecho Español. El tribunal competente será el del domicilio de DICSA. Sin embargo, DICSA podrá optar por interponer las acciones legales correspondientes en el domicilio del comprador.

SOLICITE nuestras
TARIFAS GENERALES de
PRECIOS

DICSA
GROWING UP TOGETHER



Racores Inoxidable
Stainless Steel Fittings



Componentes Hidráulicos y Neumáticos
Hydraulic and Pneumatic Components

REQUEST OUR
GENERAL
PRICE LIST

www.dicsaes.com

► Información general

General information

DICSA ESPAÑA

Sede | Head Office

Tel. +34 976 46 10 46
info@dicsaes.com

DICSA ITALIA SRL

Tel. +39 059 820 179
italia@dicsaes.com

DICSA AMERICA

Tel. 786 358 6662
america@dicsaes.com

DICSA DEUTSCHLAND

Tel. +34 976 464 106
export@dicsaes.com

DICSA LATAM

Tel. +34 976 464 106
america@dicsaes.com

DICSA ASIA PACIFIC

Tel. +34 976 464 106
asia-pacific@dicsaes.com

DICSA TÜRKIYE

Tel. +90 533 080 67 08
turkiye@dicsaes.com

Atención al cliente | Customer service

Departamento comercial | Commercial department

Gestión de pedidos | Orders management

Nacional | National

Tel. 976 464 108
comercial@dicsaes.com

Internacional | International

Tel. +34 976 464 106
export@dicsaes.com

Nacional | National

Conducciones | Connectors
Tel. 976 464 100
976 464 101

Hidráulica | Components
Tel. 976 464 102
pedidos@dicsaes.com

Internacional | International

Tel. +34 976 464 100
+34 976 464 101
orders@dicsaes.com

Otros servicios | Other services

Dpto. Calidad | Quality Dpt.

Tel. +34 976 479 545
calidad@dicsaes.com

Dpto. Informática | IT Dpt.

Tel. +34 976 479 555
informatica@dicsaes.com

Dpto. Producción | Production Dpt.

Tel. +34 976 479 543
produccion@dicsaes.com

Dpto. Finanzas | Accounting Dpt.

Tel. +34 976 479 542
finanzas@dicsaes.com

Dpto. Compras | Purchasing Dpt.

Tel. +34 976 464 107
compras@dicsaes.com

Oficina de almacén | Warehouse Dpt.

Tel. +34 976 464 101
almacen@dicsaes.com

www.dicsaes.com





DISTRIBUIDORA INTERNACIONAL CARMEN, S.A.U
Polígono Industrial Alcalde Caballero
C/ Virgen del Buen Acuerdo, s/n°. 50014 Zaragoza (Spain)
Tel. +34 976 46 10 46

CERTIFIED
ISO 9001
ISO 14001



DICSA

www.dicsaes.com



DICSA ITALIA SRL
Via Emilia Ovest 1179/c
41123 Modena (Italia)
Tel. +39 059 820 179
italia@dicsaes.com

DICSA AMERICA LLC
875 NE 191 STR.
STE 302 Aventura. FL 33180
Tel. 786-358-6662
Whatsapp: +34 617548815
america@dicsaes.com

DICSA DEUTSCHLAND
Logististikzentrum GmSH
Thomas Dachser Str. 1 ·
76316 Malsch (Alemania)
Tel. +34 976 464 106
export@dicsaes.com

DICSA LATAM
Tel. +34 976 464 106
america@dicsaes.com

DICSA ASIA-PACIFIC
Tel. +34 976 464 106
asia-pacific@dicsaes.com

DICSA TÜRKIYE
Tel. 90 533 080 67 08
turkiye@dicsaes.com

Hydraulic & Offshore SUPPLIES



Offshore House, Southwick Industrial Estate, Sunderland, SR5 3TX
hos@hos.co.uk | www.hos.co.uk

